

**MAEER's
MIT Academy of Engineering,
Alandi (D), Pune**

**S. No. 124, Kothrud, Pune – 411 038.
Maharashtra State, India.**

**Statement of Accounts for the year ended
31ST March, 2022**

**M/s. A.H. Joshi & Co.
Chartered Accountants**

**Neelam, Sadashiv Peth,
Natubag, Pune 411 030.**

Audit report for the Financial year 2021-22

To,

The Executive President and Managing Trustee

MAEER Pune 38

Sir,

1. Sub: Audit report for the financial year 2021-22 in respect of MAEER's MIT ACADEMY OF ENGINEERING ALANDI (D), PUNE
2. We have examined the balance sheet as on 31/03/2022 and the Income and Expenditure account for the period beginning from 1/4/2021 to ending on 31/03/2022, attached herewith, of MAEER's MIT ACADEMY OF ENGINEERING ALANDI (D), PUNE

, PUNE 411038, PAN – AAAAM1206F

2. We have examined the books of accounts maintained by the said unit and certify that proper books of accounts are kept by the same.
3. We certify that the method of accounting followed by the unit is of accrual basis.
4. We have obtained all the information and explanation which were necessary for the purpose of audit.
5. We certify that the accounts of the trust are submitted by following applicable accounting standards and give a true and fair representation of segment reporting
6. We certify that proper books of accounts are kept by the trust and every unit.
7. In our opinion and according to the information and explanation provided to us, the accounts give a true and fair view of.

*A. In case of Balance sheet, the state of affairs of the unit as at 31st March 2022
B. In case of Income and Expenditure account, the surplus/ deficit of the unit for the year ended on that date.*

For A. H. JOSHI & CO.
Chartered Accountants
Firm Registration No. 112090W

S. A. Joshi
(Partner)
Membership No. - 337772



Name of the Public Trust:

MAEER's MIT Academy of Engineering, Alandi, Pune

Address:

C/o. MAEER, S. No. 124, Kothrud, Pune - 411038.

Registration No.

F-2555 (Pune)

BALANCE SHEET AS AT 31TH MARCH, 2022

FUNDS AND LIABILITIES	SCH NO.	AMT RS.	AMOUNT RS.	PROPERTIES AND ASSETS	SCH NO.	AMT RS.	AMOUNT RS.
TRUST FUNDS FOR CORPUS	-			IMMOVABLE PROPERTIES (AT COST)	4		4,93,58,738.26
OTHER EARMARKED FUNDS (Created under the provisions of the Trust deed or scheme out of the income)	-			INVESTMENTS (Market value of the above investments of Rs.)	5		87,22,603.47
LOANS (SECURED OR UNSECURED)	1		15,63,94,834.13	FURNITURE AND FIXTURES:	6		5,88,75,651.58
LIABILITIES:	2		12,89,46,234.49	LOANS (SECURED OR UNSECURED)	-		
INCOME AND EXPENDITURE ACCOUNT	-			ADVANCES	7		1,68,32,389.86
INTER INSTITUTIONAL BALANCES:	3		13,45,97,588.13	INCOME OUTSTANDING:	8		24,73,14,733.00
				CASH AND BANK BALANCES	9		3,88,36,538.58
				INTER INSTITUTIONAL BALANCES:			
TOTAL RS.			41,99,38,654.75	TOTAL RS.			41,99,38,654.75

The above Balance sheet to the best of my/our belief contains a true account of the funds and liabilities and of the property and Assets of the Trust

AS PER OUR REPORT OF EVERY DATE

For R. N. Joshi & Co.
Chartered Accountants
Firm Registration No. 112306W


Managing Trustee & Executive President
Maharashtra Academy of Engineering
And Educational Research
Pune-411038.


R. N. Joshi
Partner
Membership No. - 037771



Name of the Public Trust:

MAEER's MIT Academy of Engineering, Alandi, Pune

Address:

C/o. MAEER, S. No. 124, Kothrud, Pune - 411038.

Registration No.

F-2555

INCOME AND EXPENDITURE ACCOUNT FOR THE YEAR ENDING 31.03.2022

EXPENDITURE	SCH NO.	Amount Rs.	Amount Rs.	INCOME	SCH NO.	Amount Rs.	Amount Rs.
TO EXPENDITURE IN RESPECT OF PROPERTIES	-			BY RENT	-		
TO ESTABLISHMENT EXPENSES	-			BY INTEREST	-		
TO REMUNERATION TO TRUSTEES	-			BY DIVIDEND	-		
TO LEGAL EXPENSES	-			BY DONATIONS IN CASH OR KIND	-		
TO AUDIT FEES	-			BY GRANTS	-		
TO CONTRIBUTION AND FEES	-			BY INCOME FROM OTHER SOURCES	11		44,89,26,803.67
TO AMOUNTS WRITTEN OFF	-						
TO MISCELLANEOUS EXPENSES	-						
TO DEPRECIATION	486		1,58,96,231.96	BY TRANSFER FROM RESERVE			
TO AMOUNT TRANSFERRED TO RESERVE OR SPECIFIC FUNDS	-						
TO EXPENDITURE ON OBJECT OF TRUST	10		31,85,28,591.45	BY EXCESS OF EXPENDITURE OVER INCOME			
BY INCOME OF EXPENDITURE OVER INCOME	3		11,45,01,980.28				
TOTAL RS.			44,89,26,803.67	TOTAL RS.			44,89,26,803.67


Managing Trustee & Executive President
Maharashtra Academy of Engineering
And Educational Research
Pune-411038.

For R. N. Joshi & Co.
Chartered Accountants
Firm Registration No. 112306W


R. N. Joshi
Partner
Membership No. - 037772



SCHEDULE NO. 1

SECURED & UNSECURED LOANS
Balances in Current Bank Accounts

SR. NO.	PARTICULARS	AMOUNT RS.	AMOUNT RS.
<u>Secured Loans</u>			
1	The Federal Bank Ltd. TL2 No. 2581 Less: Repayment Addition	41,60,445.40 41,60,445.40	0.00
2	The Federal Bank Ltd. TL 3 2631 Less: Repayment Addition	31,20,208.00 31,20,208.00 10,40,069.00	10,40,069.00
3	BP INDUS BANK OD 603014032887 Less: Repayment Addition	415,36,524.31	415,36,524.31
4	BP Federal Bank OD 2086 Less: Repayment Addition	229,40,238.12 229,40,238.12 287,05,684.50	287,05,684.50
5	BP HDFC OD A/c 00070120000575 Less: Repayment Addition	310,05,586.50 310,05,586.50 782,66,763.32	782,66,763.32
6	BP HDFC STL A/c No. 007LN10170310003 Less: Repayment Addition	583,45,000.00 583,45,000.00	0.00
7	BP HDFC Bank TL No. 8 Less: Repayment Addition	16,31,172.01 16,31,172.01 13,13,458.00	13,13,458.00
8	BP HDFC Bank TL No. 9 Less: Repayment Addition	66,05,155.21 66,05,155.21 55,32,335.00	55,32,335.00
TOTAL RS.			1563,94,834.13



SCHEDULE NO. 2

LIABILITIES

SR NO.	PARTICULARS	AMOUNT RS.	AMOUNT RS.
A	Provisions		365,45,304.00
B	Sundry Creditors (as per list)		28,44,888.16
C	Deposits		75,000.00
	Xerox Shop		
D	Scholarships		80,39,375.00
E	Fees to be adjusted/ refunded		99,87,268.40
F	Grants		3,29,126.72
G	Other Liabilities		5,79,832.80
1	University Exam		1,56,820.92
2	CET		
3	MIT Society		
4	Other Deduction		
5	NPTL Workshop (Library)		
6	QIP- State Level Seminar (IT Enable Green India) IT		
7	Technology Entrepreneurship Development Programme		
8	World Wide ITES (Online Exam)		
9	Sponsorship		
10	REDX - Club		3,500.00
11	Equilibrium (Technical Student Event) -2021		61,484.99
12	MPSC Exam		4,032.00
13	National Creativity Aptitude Test		3,450.00
14	SWO - Unreconciliation		7,51,452.00
H	Gratuity	402,03,591.00	
	Paid during the year	8,20,656.00	
	Addition during the year	245,34,468.00	639,17,403.00
I	Grant University Exam		
J	Duties & Taxes		32,96,799.31
K	Exam Fees (Autonomus)		21,65,015.75
	EGC 2020-PRIZE MONEY		500.00
	Indian Institute of Chemical Engine		10,000.00
	MH CET EXAM 2021		1,73,101.44
	ST Freeship 17-18		1,880.00
TOTAL RS.			12,89,46,234.49



SCHEDULE NO. 3

INTER INSTITUTIONAL BALANCES

SR. NO.	PARTICULARS	AMOUNT RS.
1	MAEER	
	Opening Balance	379,62,218.99
	Add: Receipts from MAEER	5322,65,674.01
	Less: Payments to MAEER	<u>5501,32,287.13</u>
		2,00,95,605.87
	Add :- Excess of Income over Expenditure transfer from Income & Expenditure	11,45,01,980.26
	TOTAL RS.	13,45,97,586.13



SCHEDULE NO. 4

IMMOVABLE PROPERTIES

Sr. No.	Particulars	Cost Price RS	Additions during the year RS	Transfer / W off during the year RS	Total RS	W D V as on 31.03.2021 RS	WDV Transfer	Depreciation during the year 10% RS	W D V as on 31.03.2022 RS
A	Land	131,67,774.50	0.00	0.00	131,67,774.50	131,67,774.50		0.00	131,67,774.50
	TOTAL - A	131,67,774.50	0.00	0.00	131,67,774.50	131,67,774.50		0.00	131,67,774.50
B	Building								
1	College	266,15,717.00			266,15,717.00	43,10,785.44		4,31,078.54	38,79,706.90
2	Library	122,88,436.50			122,88,436.50	23,51,671.70		2,35,167.17	21,16,504.53
3	Boys Hostel	366,09,136.44			366,09,136.44	73,26,233.05		7,32,823.30	65,93,609.74
4	Road Work	24,70,604.00			24,70,604.00	6,17,680.30		61,768.03	5,55,912.27
5	Staff Quarters	11,723.00			11,723.00	0.00		-	0.00
6	Workshop	55,40,786.00			55,40,786.00	9,34,772.24		93,477.22	8,41,295.01
7	Compound Wall	11,10,651.00			11,10,651.00	2,36,917.58		23,691.76	2,13,225.82
8	Sports Ground	15,99,564.00			15,99,564.00	5,08,609.12		50,860.91	4,57,748.20
9	Parking	42,26,996.00			42,26,996.00	16,34,094.27		1,63,409.43	14,70,684.84
10	New Workshop	64,40,072.00			64,40,072.00	13,41,680.09		1,34,168.01	12,07,512.08
11	North Block	345,57,570.98			345,57,570.98	82,50,426.07		8,25,042.61	74,25,383.46
12	Library Extension	213,77,542.20			213,77,542.20	120,47,253.18		12,04,725.32	108,42,527.86
13	Civil	8,88,939.00			8,88,939.00	6,49,836.63		64,983.66	5,84,852.97
	TOTAL - B	1537,37,738.12	0.00	0.00	1537,37,738.12	402,09,959.65	0.00	40,20,995.96	361,88,963.70
	TOTAL - (A + B)	1669,05,512.62	0.00	0.00	1669,05,512.62	533,77,734.15	0.00	40,20,995.96	493,56,738.26



SCHEDULE NO. 5

INVESTMENTS

SR. NO.	PARTICULARS	AMOUNT RS.	AMOUNT RS.
1	Collège -Investment UBI-FDR. No.587803030001169 -(25.2.2022 -2024) Xerox Shop		1,30,830.00
2	DTE investment		
a	BOI - 050645110008051(16.10.2018)(16.10.2023)FE	24,13,635.72	
b	BOI - 050645110008053(16.10.2018)(16.10.2023)SE	12,05,553.07	
c	BOI-FDR-053045110002286(14.7.2014) (14.7.2024)SEdirect,Civil,ME	12,00,000.00	
d	BOI-FDR-053045110002941(15.7.2020-15.7.2025)ME ETX	2,87,979.00	
f	BOI-FDR053045110002942(15.7.2020-15.7.2025)ME Comp	2,87,982.00	
g	FDR 053045110002863(13.5.2020-13.5.2025)TE&BE	7,18,678.00	
h	FDR053045110002864(13.5.2020-13.5.2025)TE&BE	7,18,675.00	
i	FDR 587803030002632 (19.7.2017) (19.7.2022) Intake	7,00,000.00	
j	UBI- FDR-587803030000891 (30.5.2023)increase in Int	3,00,000.00	78,32,502.79
3	S.P.Pune University-Investment BOI-053045110001119 -(10.1.2022 to 10.1.2027)		7,48,999.68
4	FD for FD OD Account BOI- 062945110000837 (25.8.2021- 25.8.2022)		10,271.00
TOTAL RS.			87,22,603.47



SCHEDULE NO. 6

FURNITURE, FIXTURES AND OTHER ASSETS

Sr. No.	Particulars	Cost Price RS	Additions during the year RS	Deletions during the year RS	Total Cost Price RS	W D V as on 31.03.2021 RS	Depreciation during the year RS	W D V as on 31.03.2022 RS
A	Equipment	17,72,96,702.05	56,49,282.50	-	18,29,45,984.55	3,95,41,978.37	78,91,397.06	3,72,99,863.77
B	Furniture & Fixture	8,39,61,063.57	6,74,237.60	-	8,46,35,301.17	1,75,44,516.66	26,82,245.32	1,55,36,508.94
C	Library Books	2,41,54,064.89	1,10,667.10	-	2,42,64,731.99	25,83,753.90	6,59,771.86	20,34,649.13
D	Plant & Machinery	20,17,798.00	-	-	20,17,798.00	4,95,331.31	74,299.70	4,21,031.61
E	Vehicles	72,72,256.86	-	2,38,295.48	70,33,961.38	13,92,296.10	1,73,100.09	9,80,900.53
F	DG Set	34,55,657.00	-	-	34,55,657.00	5,83,514.19	87,527.13	4,95,987.06
G	Water Treatment Plant	11,37,991.00	-	-	11,37,991.00	3,38,571.11	50,785.67	2,87,785.44
H	Bio Gas Plant	1,88,900.00	-	-	1,88,900.00	1,08,661.98	16,299.30	92,362.68
I	Vermi Compost project	39,933.00	-	-	39,933.00	24,523.85	3,678.58	20,845.27
J	Motor Pump set	35,035.00	-	-	35,035.00	-	-	-
K	Models & Charts	35,413.00	-	-	35,413.00	-	-	-
L	Fire Fighting	-	-	-	0.00	19,41,848.44	2,36,131.29	17,05,717.16
TOTAL RS.		29,95,94,814.37	64,34,187.20	2,38,295.48	30,57,90,706.09	6,45,54,995.90	1,18,75,235.98	5,88,75,651.58



Sr. No.	Particulars	Cost Price	Additions (01.04.21 to 30.09.21)	Additions (01.10.21 to 31.03.22)	Deletions during the year	Total Cost Price	W D V as on 31.03.2021	Depreciation during the year	W D V as on 31.03.2022
		RS			RS	RS	RS	RS	RS
A	Equipment								
1	Air Conditioner	23,39,770.00			-	23,39,770.00	1,46,643.72	21,996.56	1,24,647.16
2	Applied Mechanical	83,020.00				83,020.00			
3	Basic Engineering	2,84,038.00			-	2,84,038.00	46,350.35	6,952.55	39,397.79
4	Canteen	5,55,773.00			-	5,55,773.00	34,212.79	5,131.92	29,080.87
5	Chemical	66,76,035.78			-	66,76,035.78	19,33,681.75	2,90,052.26	16,43,629.49
6	Civil	69,52,619.11			-	69,52,619.11	38,03,040.15	5,70,456.02	32,32,584.13
7	Computer Engineering	2,66,32,561.00			-	2,66,32,561.00	30,09,555.16	4,51,433.27	25,58,121.89
8	E&TC	1,70,81,100.38		4672.80	-	1,70,85,773.18	34,75,227.26	5,21,634.55	29,58,265.51
9	Electrical	6,22,765.00			-	6,22,765.00	2,55,600.00	38,340.00	2,17,260.00
10	Electrical Lab	8,58,154.00		18,795.00	-	8,76,949.00	80,805.84	13,530.50	86,070.34
11	Electronics	66,00,124.70			-	66,00,124.70	7,08,482.62	1,06,272.39	6,02,210.22
12	Enterprenurship	12,967.00			-	12,967.00	32,515.17	4,877.28	27,637.86
13	Engineering sciences	9,26,657.09			-	9,26,657.09	61,312.71	9,196.91	52,115.80
14	Engineering sciences(QIP)				-		1,64,583.61	24,687.54	1,39,896.07
15	Equipment ETX	64,23,627.40			-	64,23,627.40	19,36,175.50	2,90,426.33	16,45,749.18
16	Estate	1,58,274.02		26,786.00	-	1,85,060.02	92,995.89	15,958.33	1,03,823.55
17	Exam	18,02,360.18			-	18,02,360.18	10,77,962.06	1,61,694.31	9,16,267.75
18	F Y B.Tech	12,660.00			-	12,660.00	6,112.95	916.94	5,196.01
19	Garden	5,75,500.00			-	5,75,500.00	44,719.28	6,707.89	38,011.36
20	Gymkhana	5,11,417.00			-	5,11,417.00	77,253.98	11,588.10	65,665.88
21	Hostel	51,49,887.00			-	51,49,887.00	9,00,520.79	1,35,078.12	7,65,442.67
22	HPD	63,335.00			-	63,335.00	28,296.83	4,244.52	24,052.31
23	Information & Technology	22,48,878.00			-	22,48,878.00	7,38,517.30	1,10,777.59	6,27,739.70
24	Internet centre	2,71,343.00	90,836.40	3,728.80	-	3,65,908.20	5,26,666.61	92,905.11	5,28,326.70
25	Library	5,00,521.00			-	5,00,521.00	61,470.94	9,220.64	52,250.30
26	Maths	1,04,492.00			-	1,04,492.00	11,632.62	1,744.89	9,887.73
27	MBA	6,80,053.00			-	6,80,053.00	73,489.14	11,023.37	62,465.77
28	MCA	3,22,656.00			-	3,22,656.00	53,020.57	7,953.09	45,067.48
29	Mechanical Engineering	1,19,71,264.34			-	1,19,71,264.34	34,34,237.28	5,15,135.59	29,19,101.69
30	M. Tech	49,769.00			-	49,769.00	29,594.95	4,439.24	25,155.71
31	Office	34,56,678.80		196810.13	-	36,53,488.93	7,32,371.11	1,24,616.43	8,04,564.81
32	Physics Dept.	5,90,155.00			-	5,90,155.00	50,635.65	7,595.35	43,040.30
33	Projector	3,62,483.00			-	3,62,483.00	15,129.91	2,269.49	12,860.42
34	Student section	12,15,480.00			-	12,15,480.00	68,802.99	10,320.45	58,482.54
35	UPS	46,81,903.00		8,68,854.00	-	55,50,757.00	15,62,275.74	2,99,505.41	21,31,624.33
36	Workshop	69,93,722.60			-	69,93,722.60	13,57,210.01	2,03,581.50	11,53,628.51
37	Lift - 1	8,19,915.25			-	8,19,915.25	5,47,959.61	82,193.94	4,65,765.67
38	Equipment- Training & Placement				-		23,901.34	3,585.20	20,316.14
	Total - A	11,85,91,959.65	90,836.40	11,19,646.73	-	11,90,02,442.78	2,72,02,964.16	41,78,043.59	2,42,35,403.79



Sr. No.	Particulars	Cost Price RS	Additions (01.04.21 to 30.09.21)	Additions (01.10.21 to 31.03.22)	Deletions during the year RS	Total Cost Price RS	W D V as on 31.03.2021 RS	Depreciation during the year RS	W D V as on 31.03.2022 RS
B	Computer & Software								
1	Chemical lab (computers)	17,86,709.00			-	17,86,709.00	1,35,842.69	33,960.67	1,01,882.02
2	Civil (computer)	22,79,456.00			-	22,79,456.00	4,08,654.17	1,02,163.54	3,06,490.63
3	Computer (Computer)	40,37,335.00			-	40,37,335.00	15,73,704.59	3,93,426.15	11,80,278.44
4	E&TC Computer	41,71,995.50			-	41,71,995.50	7,85,684.91	1,96,421.23	5,89,263.68
5	Electronics lab computers	16,91,381.00			-	16,91,381.00	1,32,987.21	33,246.80	99,740.41
6	Engineering Sc Computer	2,66,555.00			-	2,66,555.00	20,534.45	5,133.61	15,400.84
7	Estate computer	33,975.00			-	33,975.00	5,643.82	1,410.95	4,232.86
8	Exam (Computer)	10,52,003.59			-	10,52,003.59	3,16,909.50	79,227.38	2,37,682.13
9	F Y B.Tech (Computer)	9,99,916.00			-	9,99,916.00	2,76,832.22	69,208.05	2,07,624.16
10	HPD (Computer)	9,91,423.00			-	9,91,423.00	2,88,701.78	72,175.44	2,16,526.33
11	HRD computers	91,762.50			-	91,762.50	7,102.06	1,775.51	5,326.54
12	Internet centre computers	65,94,596.50			-	65,94,596.50	6,47,811.05	1,61,962.78	4,85,858.28
13	IT computers	57,02,689.50			-	57,02,689.50	3,96,296.22	99,074.06	2,97,222.17
14	Library computers	7,14,127.50			-	7,14,127.50	98,714.24	24,678.56	74,035.68
15	MBA Computers	49,773.00			-	49,773.00			
16	MCA computers	15,84,930.00			-	15,84,930.00	69,699.47	17,424.87	52,274.60
17	Office computer	16,14,365.87		89,699.98	-	17,04,065.85	2,24,237.20	67,271.80	2,46,665.34
18	Student section computer	2,36,560.00			-	2,36,560.00	13,969.42	3,492.35	10,477.06
19	Workshop computers	1,11,326.50			-	1,11,326.50	9,000.97	2,250.24	6,750.73
20	Mechanical computers	57,54,503.60			-	57,54,503.60	15,09,946.64	3,77,486.65	11,32,459.98
21	Training & Placement comp	93,523.86			-	93,523.86	23,048.11	5,762.03	17,286.08
22	Software	1,88,45,834.48	5,90,000.00	37,59,069.39		2,31,94,903.87	53,93,693.52	19,65,010.00	77,70,982.10
	Total - B	8,87,04,742.40	5,90,000.00	38,48,799.37	-	6,31,43,541.77	1,23,39,014.21	37,13,353.47	1,30,84,460.07
	Total A + B	17,72,99,702.05	6,80,836.40	49,68,446.10	-	18,29,45,984.55	3,95,41,378.37	78,91,397.06	3,72,99,863.77



Sr. No.	Particulars	Cost Price RS	Additions (01.04.21 to 30.09.21)	Additions (01.10.21 to 31.03.22)	Deletions during the year RS	Total Cost Price RS	W D V as on 31.03.2021 RS	Depreciation during the year RS	W D V as on 31.03.2022 RS
B	Furniture	8,39,61,063.57		674237.60		8,46,35,301.17	1,75,44,516.66	26,82,245.32	1,55,36,508.94
C	Library Books								
1	Central Library	84,38,824.70		9,160.10		84,47,984.80	1,98,533.71	50,778.44	1,56,915.37
2	Journals	80,68,943.56				80,68,943.56	3,77,581.47	94,395.37	2,83,186.10
3	Engineering UG								
a	chemical	7,48,098.00		10,612.00		7,58,710.00	2,28,790.21	58,524.05	1,80,878.16
b	civil	4,59,451.00		35,392.00		4,94,843.00	3,16,923.60	83,654.90	2,68,660.70
c	computer	7,30,874.00		12,208.00		7,43,082.00	1,94,837.60	50,235.40	1,56,810.20
d	E&TC	8,05,752.00		10,178.00		8,15,930.00	2,05,443.31	52,633.08	1,62,988.23
e	Electronics	7,39,448.00		11,762.00		7,51,210.00	1,43,913.56	37,448.64	1,18,226.92
f	Engineering Science	1,54,614.00		3,739.00		1,58,353.00	42,320.30	11,047.45	35,011.85
g	F Y B. tech	2,35,115.78				2,35,115.78	75,421.26	18,855.32	56,565.95
h	IT	6,50,564.00		10,184.00		6,60,748.00	1,19,241.31	31,083.33	98,341.98
i	Mathamatics	1,53,682.00				1,53,682.00	25,292.18	6,323.05	18,969.14
J	Mechanical	17,00,381.85				17,00,381.85	5,83,680.98	1,45,920.24	4,37,760.73
4	Engineering PG								
a	Electronics	3,70,489.00				3,70,489.00	28,986.62	7,246.65	21,739.96
b	Computer	1,89,728.00		7,432.00		1,97,160.00	12,431.75	4,036.94	15,826.81
c	Mechanical	26,866.00				26,866.00	7,438.00	1,859.50	5,578.50
5	MBA	3,27,373.00				3,27,373.00	10,513.38	2,628.35	7,885.04
6	MCA	3,53,860.00				3,53,860.00	12,404.68	3,101.17	9,303.51
	Total	2,41,54,064.89		1,10,667.10		2,42,64,731.99	25,83,753.90	6,59,771.86	20,34,649.13



Sr. No.	Particulars	Cost Price RS	Additions (01.04.21 to 30.09.21) RS	Additions (01.10.21 to 31.03.22)	Deletions during the year RS	Total Cost Price RS	W D V as on 31.03.2021 RS	Depreciation during the year RS	W D V as on 31.03.2022 RS
E	Vehicle								
1	Bus No. 1 MH 12 V 8095	4,66,400.00	-	-	13,060.91	4,53,339.09	13,060.91	0.00	0.00
2	Bus No. 2 MH 14 V 8266	8,48,779.00	-	-	51,694.77	7,97,084.23	51,694.77	0.00	0.00
3	Bus No. 03 MH 14 V 8295	9,27,626.00	-	-	58,421.79	8,69,204.21	58,421.79	0.00	0.00
4	Bus No. 04 MH 14 v 8296	9,27,626.00	-	-	58,421.79	8,69,204.21	58,421.79	0.00	0.00
5	Hero Honda MH 14 AR 9614	48,939.00	-	-	-	48,939.00	3,633.95	545.09	3,088.86
6	Ford Ikon MH 14 BC 3582	5,51,683.00	-	-	56,696.22	4,94,986.78	56,696.22	0.00	0.00
7	Tata ACE MH 14 DM 984	3,70,119.00	-	-	-	3,70,119.00	85,725.65	12,858.85	72,866.80
8	Tata Sumo MH 14 DN 3841	7,25,053.00	-	-	-	7,25,053.00	1,92,624.90	28,893.74	1,63,731.17
9	Xylo MH 14 dN 3820	8,79,801.00	-	-	-	8,79,801.00	2,34,792.43	35,218.86	1,99,573.57
10	Maruti Ciaz Zxi MH 14 2067	10,37,030.00	-	-	-	10,37,030.00	3,91,115.58	58,667.34	3,32,448.26
11	Alto MH 14 FS 5616	3,73,080.00	-	-	-	3,73,080.00	1,80,143.83	27,021.57	1,53,122.26
12	Duet MH14GV4892	59,033.58	-	-	-	59,033.58	33,534.95	5,030.24	28,504.71
13	Pleasure MH14GV4893	57,087.28	-	-	-	57,087.28	32,429.32	4,864.40	27,564.92
	Total	72,72,256.86	-	-	2,38,295.48	70,33,961.38	13,82,296.10	1,73,100.09	9,80,900.53



SCHEDULE NO. 7

ADVANCES

SR. NO.	PARTICULARS	AMOUNT RS	AMOUNT RS.
A	Advances		2,18,697.00
1	Advances to party		1,28,04,951.65
2	Grant-Science & Engg. Research Board (SERB) Sardare		
3	University Research- Archana B. Mane		
B	Deposits		
1	Gas		4,000.00
2	Gas Cylinder		36,000.00
3	ladies hostel -1		20,000.00
4	MSEB		13,45,680.00
5	PWD		10,000.00
6	Security Deposit- AICTE- B.Des Course		15,00,000.00
C	Prepaid		
1	Building Insurance		34,323.00
2	Money Insurance		6,193.00
3	Vehicle Insurance		22,896.00
4	Advertisement Expenses		96,306.37
5	Equipment Software		5,54,805.21
6	Repairs & Maintance		19,666.63
7	Telephone & Internet		1,58,871.00
TOTAL RS.			168,32,389.86

SCHEDULE NO. 8

INCOME OUTSTANDING

SR. NO.	PARTICULARS	AMOUNT RS	AMOUNT RS.
1	Fees receivable from social welfare		21,36,62,929.00
2	Fees receivable from students		3,26,44,316.00
3	Electricity Charges - Shri Raj Canteen		3,74,261.00
4	Electricity Charges-Chandramukhi		5,28,624.00
5	Electricity Charges-Union Bank of India		4,095.00
6	Electricity Charges-Dnyanraj Xerox Shop		2,108.00
7	Exochos Static Technologies		8850.00
8	Pro Skills Consulting Private Limited		63000.00
9	Skillsomics Indis Provate Limited		26550.00
TOTAL RS.			24,73,14,733.00



**SCHEDULE NO. 9
CASH & BANK ACCOUNTS**

SR. NO.	PARTICULARS	AMOUNT RS.	AMOUNT RS.
1	Cash in Hand		46,152.00
2	Cash at Bank		
A	Bank of India		
a	BOI A/c NO.062910110004524	1,000.00	
b	BOI A/c No.062927110000006	77,60,590.77	
c	BOI A/c No. 062910110001064	86,853.04	
d	BOI A/c No. 062910110001026	14,25,959.80	
f	BOI A/c No. 062910110000352	4,01,070.59	
g	BOI A/c No. 062910110003289	12,537.94	
h	BOI A/c No. 062910110000358	9,92,960.62	1,06,80,972.76
B	Bank of Maharashtra		
	BOM - 60087174785		1,37,790.58
C	Union Bank of India		
a	UBI A/c No. :446402011001335	8,05,880.22	
b	UBI A/c No. 446404011022012	74,08,191.65	
c	UBI A/c No. 587802010000415	2,90,948.48	
d	UBI A/c No. 587802010012930	68,198.00	85,73,218.35
D	HDFC Bank		
a	HDFC A/c No.-50100302967342	97,65,163.50	
b	HDFC A/c No- 50100413313450	105.01	
c	HDFC A/c No -50100413320825	96,33,136.38	1,93,98,404.89
TOTAL RS.			3,88,36,538.58



SCHEDULE NO. 10
EXPENDITURE ON OBJECT OF THE TRUST

SR. NO.	PARTICULARS	AMOUNT RS.
1	Salary Teaching	14,31,58,203.00
2	Salary Non -Teaching	7,34,30,484.00
3	Honorarium /Professional Fees	1,17,48,608.00
4	House Keeping, security and garden	1,72,25,677.46
5	CPF Employer cont	74,83,389.00
6	PF admin charges	2,99,335.00
7	Advertisement Expenses	15,70,419.80
8	Affiliation, Certification & Mem.	15,29,032.00
9	Audit Fees	1,75,572.20
10	Bank Commission & Charges	73,229.16
11	Building Insurance	97,517.00
12	Concession Granted	4,74,907.00
13	Consumable	4,02,563.17
14	Campus maintenance	63,174.00
15	Electricity Charges	50,44,490.27
16	Generator Expenses	2,73,064.00
17	Gratuity	2,45,34,468.00
18	Industrial Visit	18,410.00
19	Office Expenses	4,04,725.45
20	Placement Expenses	3,97,578.00
21	Postage and Courier	522.00
22	Printing and Stationery	3,35,620.40
23	Property Tax	20,70,030.00
24	Professional tax late fee	400.00
25	Repairs to equipment	2,10,356.24
26	Repairs to building	50,26,609.57
27	Research Expenses	3,78,598.54
28	Interest overdraft	76,83,368.73
29	Interest on loan	55,09,112.88
30	Staff Training	30,596.00
31	Staff Welfare	2,51,900.40
32	Vehicle Maintenance	9,66,386.53
33	Student Seminar & Projects	11,500.00
34	Telephone	3,42,225.00
35	Internet charges	9,75,189.00
36	Travelling & Conveyance	6,88,514.30
37	Rent Sports Ground	18,20,750.00
38	Fees Not Recoverable	1,45,787.00
39	Journals & Subscriptions	22,16,751.56
40	Misc. Expenses	4,092.76



41	Student Activities		
a	Enterepreneurial Development Foundation	50,000.00	
b	Annual social Gathering	2,15,566.20	
c	Student competitions	6,94,842.83	
d	Student Sports Activity	4,870.00	
e	Prorata	4,90,155.00	14,55,434.03
Total			31,85,28,591.45

**SCHEDULE NO. 11
INCOME FROM OTHER SOURCES**

SR. NO.	PARTICULARS	AMOUNT RS.	AMOUNT RS
1	Fees Engineering UG Tuition	38,58,86,418.00	
	Development	5,90,23,989.00	44,49,10,407.00
2	Fees Engineering PG Tuition	12,43,480.00	
	Development	1,86,520.00	14,30,000.00
3	University Fees		20,66,042.00
4	Cancellation Charges		24,575.92
5	Bank Interest Received		4,95,778.75
TOTAL RS.			44,89,26,803.67



MAEER's
MIT Academy of Engineering,
Alandi (D), Pune

S. No. 124, Kothrud, Pune – 411 038.
Maharashtra State, India.

Statement of Accounts for the year ended
31ST March, 2021

M/s. A.H. Joshi & Co.
Chartered Accountants

Neelam, Sadashiv Peth,
Natubag, Pune 411 030.

Audit report for the Financial year 2020-21

To,

The Executive President and Managing Trustee

MAEER Pune 38

Sir,

Sub: Audit report for the financial year 2020-21 in respect of MAEER's MIT
ACADEMY OF ENGINEERING ALANDI (D), PUNE

1. We have examined the balance sheet as on 31/03/2021 and the income and Expenditure account for the period beginning from 1/4/2020 to ending on 31/03/2021, attached herewith, of MAEER's MIT ACADEMY OF ENGINEERING ALANDI (D), PUNE 411038, PAN - AAAAM1206F.
2. We have examined the books of accounts maintained by the said unit and certify that proper books of accounts are kept by the same.
3. We certify that the method of accounting followed by the unit is of accrual basis.
4. We have obtained all the information and explanation which were necessary for the purpose of audit.
5. We certify that the accounts of the trust are submitted by following applicable accounting standards and give a true and fair representation of segment reporting.
6. We certify that proper books of accounts are kept by the trust and every unit.
7. In our opinion and according to the information and explanation provided to us, the accounts give a true and fair view of:

"A. In case of Balance sheet, the state of affairs of the unit as at 31st March 2021
B. In case of Income and Expenditure account, the surplus/ deficit of the unit for the year ended on that date."

For A. H. JOSHI & CO.
Chartered Accountants
Firm Registration No. 112398W


A. H. Joshi
(Partner)
Membership No. 037772



THE BOMBAY PUBLIC TRUST ACT, 1950
SCHEDULE VI (VIDE RULE 11(1))

Name of the Public Trust:
Address:
Registration No.

MAEER's MIT Academy of Engineering, Alandi, Pune
C/o. MAEER, S. No. 124, Kothrud, Pune - 411038,
F - 2555 (Pune)

BALANCE SHEET AS AT 31TH MARCH, 2021

FUNDS AND LIABILITIES	SCH NO.	AMT RS.	AMOUNT RS.	PROPERTIES AND ASSETS	SCH NO.	AMT RS.	AMOUNT RS.
TRUST FUNDS FOR CORPUS	-			IMMOVABLE PROPERTIES (AT COST)	4		5,33,77,734.16
OTHER EARMARKED FUNDS <small>(Created under the provisions of the Trust deed or scheme out of the income)</small>	-			INVESTMENTS: <small>(Market value of the above investments of Rs.)</small>	5		86,97,311.47
LOANS (SECURED OR UNSECURED)	1		12,78,07,805.24	FURNITURE AND FIXTURES:	6		6,45,54,995.90
LIABILITIES:	2		21,73,98,955.83	LOANS (SECURED OR UNSECURED)	-		
INCOME AND EXPENDITURE ACCOUNT	-			ADVANCES	7		73,14,466.50
INTER INSTITUTIONAL BALANCES:	3		3,79,62,218.99	INCOME OUTSTANDING:	8		21,55,17,481.50
				CASH AND BANK BALANCES	9		3,37,07,010.53
				INTER INSTITUTIONAL BALANCES:			-
TOTAL RS.			38,31,68,980.06	TOTAL RS.			38,31,68,980.06

The above Balance sheet to the best of my/our belief contains a true account of the funds and liabilities and of the property and Assets of the Trust

AS PER OUR REPORT OF EVEN DATE


Managing Trustee & Executive President
Maharashtra Academy of Engineering
And Educational Research
Pune-411038.


SECRETARY
Maharashtra Academy of Engineering
And Educational Research
Pune - 411 038

For A. H JOSHI & CO.
Chartered Accountants
Firm Registration No. 11233092

Partner
Membership No. - 037772


THE BOMBAY PUBLIC TRUST ACT, 1950

SCHEDULE VIII (Under Rule 17(1))

Name of the Public Trust:
Address:
Registration No.

MAEER's MIT Academy of Engineering, Alandi, Pune
C/o. MAEER, S. No. 124, Kothrud, Pune - 411038.
F - 2555 (Pune)

INCOME AND EXPENDITURE ACCOUNT FOR THE YEAR ENDING 31.03.2021

EXPENDITURE	SCH NO.	AMT RS.	AMOUNT RS.	INCOME	SCH NO.	AMT RS.	AMOUNT RS.
TO EXPENDITURE IN RESPECT OF PROPERTIES	-			BY RENT	-		
TO ESTABLISHMENT EXPENSES	-			BY INTEREST	-		
TO REMUNERATION TO TRUSTEES	-			BY DIVIDEND	-		
TO LEGAL EXPENSES	-			BY DONATIONS IN CASH OR KIND	-		
TO AUDIT FEES	-			BY GRANTS	-		
TO CONTRIBUTION AND FEES	-			BY INCOME FROM OTHER SOURCES	11		40,60,13,815.48
TO AMOUNTS WRITTEN OFF	-						
TO MISCELLANEOUS EXPENSES	-						
TO DEPRECIATION	4&5		1,80,88,125.92	BY TRANSFER FROM RESERVE			
TO AMOUNT TRANSFERRED TO RESERVE OR SPECIFIC FUNDS	-						
TO EXPENDITURE ON OBJECT OF TRUST	10		40,53,97,590.13	BY EXCESS OF EXPENDITURE OVER INCOME	3		1,74,70,100.56
BY INCOME OF EXPENDITURE OVER INCOME							
TOTAL RS.			42,34,83,716.05	TOTAL RS.			42,34,83,716.04

R. K. K. 2

Managing Trustee & Executive President
Maharashtra Academy of Engineering
And Educational Research
Pune-411038.

R

Shubh

SECRETARY
Maharashtra Academy of Engineering
And Educational Research
Pune - 411 038

AS PER OUR REPORT OF EVEN DATE

For **A. N. JOSHI & CO.**
Chartered Accountants
Firm Registration No. 112250W

A. N. Joshi
(Partner)
Membership No. 037773



SCHEDULE NO. 1

SECURED & UNSECURED LOANS
Balances in Current Bank Accounts

SR. NO.	PARTICULARS	AMOUNT RS.	AMOUNT RS.
Secured Loans			
1	The Federal Bank Ltd. TL2 No. 2581 Less: Repayment Addition	44,57,794.00 44,57,794.00 <u>41,60,445.40</u>	41,60,445.40
2	The Federal Bank Ltd. TL 3 2631 Less: Repayment Addition	39,67,482.00 39,67,482.00 <u>31,20,208.00</u>	31,20,208.00
3	B P Federal TL A/c 2698 (35) Less: Repayment Addition	1,38,20,701.00 1,38,20,701.00 <u></u>	
4	BP Federal Bank OD 2086 Less: Repayment Addition	1,39,25,614.00 1,39,25,614.00 <u>2,29,40,238.12</u>	2,29,40,238.12
5	BP HDFC OD A/c 00070120000575 Less: Repayment Addition	1,76,00,691.00 1,76,00,691.00 <u>3,10,05,586.50</u>	3,10,05,586.50
6	BP HDFC STL A/c No. 007LN10170310003 Less: Repayment Addition	3,31,31,818.00 3,31,31,818.00 <u>5,83,45,000.00</u>	5,83,45,000.00
7	BP HDFC Bank TL No. 8 Less: Repayment Addition	17,61,824.51 17,61,824.51 <u>18,31,172.01</u>	18,31,172.01
8	BP HDFC Bank TL No. 9 Less: Repayment Addition	70,30,185.33 70,30,185.33 <u>66,05,155.21</u>	66,05,155.21
TOTAL RS.			12,78,07,805.24



SCHEDULE NO. 2**LIABILITIES**

SR. NO.	PARTICULARS	AMOUNT RS.	AMOUNT RS.
A	Provisions		14,37,89,780.00
B	Sundry Creditors (as per list)		54,07,862.99
C	Deposits		75,000.00
	Xerox Shop	75,000.00	
D	Scholarships		40,94,839.25
E	Fees to be adjusted/ refunded		73,73,804.40
F	Grants		6,60,210.16
G	Other Liabilities		
1	University Exam Reval.	1,76,939.00	
2	CET	41,102.00	
3	MIT Society	2,37,620.00	
4	Other Deduction	23,110.00	
5	NPTL Workshop (Library)	4,156.00	
6	QIP- State Level Seminar (IT Enable Green India) IT	40,645.00	
7	Technology Entrepreneurship Development Programme	6,571.80	
8	World Wide ITES (Online Exam)	10,317.00	
9	Sponsorship	70,000.00	
10	REDX - Club	3,500.00	
11	Equilibrium (Technical Student Event) -2021	1,49,528.92	
12	MPSC Exam	9,532.00	
13	National Creativity Aptitude Test	3,450.00	
14	SWO - Unreconciliation	5,59,032.75	13,35,504.47
H	Gratuity	3,81,29,742.00	
	Paid during the year	12,37,644.00	
	Addition during the year	33,11,493.00	4,02,03,591.00
I	Grant University Exam		1,55,854.92
J	Duties & Taxes		30,64,222.70
K	Exam Fees (Autonomus)		1,12,38,285.94
TOTAL RS.			21,73,98,955.83



SCHEDULE NO. 3
INTER INSTITUTIONAL BALANCES

SR. NO.	PARTICULARS	AMOUNT RS.
1	MAEER	
	Opening Balance	5,83,83,139.15
	Add: Receipts from MAEER	42,24,83,902.80
	Less: Payments to MAEER	<u>42,54,34,722.40</u>
		5,54,32,319.55
	Less:- Excess of Income over Expenditure transfer from Income & Expenditure	1,74,70,100.56
	TOTAL RS.	<u>3,79,62,218.99</u>



SCHEDULE NO. 4

IMMOVABLE PROPERTIES

Sr. No.	Particulars	Cost Price RS	Additions during the year RS	Transfer / W off during the year RS	Total RS	W D V as on 31.03.2020 RS	W D V Transfer	Depreciation during the year 10% RS	W D V as on 31.03.2021 RS
A	Land	1,31,67,774.50	-	-	1,31,67,774.50	1,31,67,774.50		-	1,31,67,774.50
	TOTAL - A	1,31,67,774.50	-	-	1,31,67,774.50	1,31,67,774.50		-	1,31,67,774.50
B	Building								
1	College	2,66,15,717.00			2,66,15,717.00	47,89,761.80		4,78,876.16	43,10,785.44
2	Library	1,22,88,436.50			1,22,88,436.50	26,12,968.55		2,61,296.88	23,51,671.70
3	Boys Hostel	3,66,09,136.44			3,66,09,136.44	61,40,256.94		8,14,025.69	73,26,233.05
4	Road Work	24,70,604.00			24,70,604.00	6,66,311.44		68,631.14	6,17,660.30
5	Staff Quarters	11,723.00			11,723.00	-		-	-
6	Workshop	55,40,786.00			55,40,786.00	10,38,635.82		1,03,863.58	9,34,772.24
7	Compound Wall	11,10,651.00			11,10,651.00	2,63,241.75		26,324.18	2,36,917.58
8	Sports Ground	15,99,564.00			15,99,564.00	5,65,121.24		56,512.12	5,08,609.12
9	Parking	42,26,996.00			42,26,996.00	18,15,660.30		1,61,566.03	16,34,094.27
10	New Workshop	64,40,072.00			64,40,072.00	14,90,755.65		1,49,075.57	13,41,680.09
11	North Block	3,45,57,570.98			3,45,57,570.98	91,67,140.08		9,16,714.01	82,50,426.07
12	Library Extension	2,13,77,542.20			2,13,77,542.20	1,33,85,836.87		13,38,583.69	1,20,47,253.18
13	Civil	8,88,939.00			8,88,939.00	7,22,040.70		72,204.07	6,49,836.63
	TOTAL - B	15,37,37,738.12	-	-	15,37,37,738.12	4,46,77,732.94		44,67,773.29	4,02,09,958.66
	TOTAL - (A + B)	16,69,05,512.62	-	-	16,69,05,512.62	5,78,45,507.44		44,67,773.29	5,33,77,734.16



SCHEDULE NO. 5

INVESTMENTS

SR. NO.	PARTICULARS	AMOUNT RS.	AMOUNT RS.
1	College -Investment UBI-FDR. No.587803030001169 -(25.2.2020 -2022) Xerox Shop		1,15,809.00
2	DTE Investment BOI - 050645110008051(16.10.2018)(16.10.2023)FE BOI - 050645110008053(16.10.2018)(16.10.2023)SE BOI-FDR-053045110002286(14.7.2014) (14.7.2024)SEdirect,Civil,ME BOI-FDR-053045110002941(15.7.2020-15.7.2025)ME ETX BOI-FDR053045110002942(15.7.2020-15.7.2025)ME Comp FDR 053045110002863(13.5.2015-13.5.2025)TE&BE FDR053045110002864(13.5.2015-13.5.2025)TE&BE FDR 587803030002632 (19.7.2017) (19.7.2022) Intake UBI- FDR-587803030000891 (30.5.2023)Increase in Int	24,13,635.72 12,05,553.07 12,00,000.00 2,87,979.00 2,87,982.00 7,18,678.00 7,18,675.00 7,00,000.00 3,00,000.00	78,32,502.79
3	S.P.Pune University-Investment BOI-053045110001119 - 17.10.2022		7,48,999.68
TOTAL RS.			86,97,311.47



SCHEDULE NO. 6
FURNITURE, FIXTURES AND OTHER ASSETS

Sr. No.	Particulars	Cost Price RS	Additions during the year RS	Deletions during the year RS	Total Cost Price RS	W D V as on 31.03.2020 RS	Depreciation during the year RS	W D V as on 31.03.2021 RS
A	Equipment	17,72,96,702.05	5,55,643.06	-	17,78,52,345.11	4,78,91,514.19	89,05,178.84	3,95,41,978.42
B	Furniture & Fixture	8,39,61,063.57	0.00	-	8,39,61,063.57	2,06,40,607.83	30,96,091.17	1,75,44,516.66
C	Library Books	2,41,54,064.89	0.00	2,190.00	2,41,51,874.89	34,47,560.14	8,61,816.30	25,83,753.84
D	Plant & Machinery	20,17,798.00	-	-	20,17,798.00	5,82,742.72	87,411.41	4,95,331.31
E	Vehicles	72,72,256.86	-	-	72,72,256.86	16,37,995.41	2,45,698.31	13,92,296.10
F	DG Set	34,55,657.00	-	-	34,55,657.00	6,86,487.28	1,02,973.09	5,83,514.19
G	Water Treatment Plant	11,37,991.00	-	-	11,37,991.00	3,98,318.95	59,747.84	3,38,571.11
H	Bio Gas Plant	1,88,900.00	-	-	1,88,900.00	1,27,837.62	19,175.64	1,08,661.88
I	Vermi Compost project	39,933.00	-	-	39,933.00	28,851.59	4,327.74	24,523.85
J	Motor Pump set	35,035.00	-	-	35,035.00	-	-	-
K	Models & Charts	35,413.00	-	-	35,413.00	-	-	-
L	Fire Fighting	-	-	-	-	-	-	-
					0.00	21,77,979.72	2,36,131.29	19,41,848.44
	TOTAL RS.	29,95,94,814.37	5,55,643.06	2,190.00	30,01,48,267.43	7,76,19,895.45	1,36,18,352.64	6,45,54,995.90



Sr. No.	Particulars	Cost Price RS	Additions (01.04.20 to 30.09.20)	Additions (01.10.20 to 31.03.21)	Deletions during the year	Total Cost Price RS	W D V as on 31.03.2020 RS	Depreciation during the year RS	W D V as on 31.03.2021 RS
A	Equipment								
1	Air Conditioner	33,38,770.00	-	-	-	33,38,770.00	1,72,522.02	25,678.30	1,46,843.72
2	Applied Mechanical	83,020.00	-	-	-	83,020.00	-	-	-
3	Basic Engineering	2,84,038.00	-	-	-	2,84,038.00	54,529.82	6,179.47	46,359.35
4	Cartoon	5,55,773.00	-	-	-	5,55,773.00	40,250.34	8,037.55	34,212.79
5	Chemical	66,76,035.78	-	-	-	66,76,035.78	22,74,919.71	3,41,237.96	19,33,881.75
6	Civil	69,52,619.11	-	-	-	69,52,619.11	44,74,154.88	6,71,134.75	38,03,949.15
7	Computer Engineering	2,68,32,581.00	-	-	-	2,68,32,581.00	35,40,953.13	5,31,087.97	30,09,555.18
8	ESTC	1,70,81,100.38	-	-	-	1,70,81,100.38	40,88,532.55	6,13,275.40	34,75,227.26
9	Electrical	8,22,765.00	-	-	-	8,22,765.00	3,00,709.88	45,105.88	2,55,800.00
10	Electrical Lab	8,58,154.00	-	-	-	8,58,154.00	95,065.89	14,359.85	80,806.64
11	Electronics	66,00,124.70	-	-	-	66,00,124.70	8,33,508.86	1,25,628.34	7,08,482.82
12	Entrepreneurship	12,967.00	-	-	-	12,967.00	38,253.14	5,737.97	32,515.17
13	Engineering sciences	8,28,657.00	-	-	-	8,28,657.00	72,132.50	10,819.89	61,312.71
14	Engineering sciences(DIP)	-	-	-	-	-	1,93,627.78	29,044.17	1,64,583.61
15	Equipment ETX	64,23,627.40	-	-	-	64,23,627.40	22,77,853.53	3,41,678.03	18,36,179.50
16	Estate	1,59,274.02	-	8,971.00	-	1,68,245.02	88,558.13	15,531.24	92,895.89
17	Exam	18,02,360.18	-	-	-	18,02,360.18	12,68,199.86	1,90,228.60	10,77,962.06
18	F Y B Tech	12,880.00	-	-	-	12,880.00	7,191.71	1,078.78	6,112.88
19	Garden	5,75,500.00	-	-	-	5,75,500.00	52,810.90	7,891.84	44,719.28
20	Gymkhana	5,11,417.00	-	-	-	5,11,417.00	90,887.03	13,633.05	77,253.98
21	Hostel	51,49,687.00	-	-	-	51,49,687.00	10,59,436.22	1,58,915.43	6,00,520.78
22	HPD	63,335.00	-	-	-	63,335.00	33,290.39	4,380.58	28,256.83
23	Information & Technology	22,48,678.00	-	-	-	22,48,678.00	8,88,843.68	1,30,326.56	7,38,517.30
24	Internet centre	2,71,343.00	-	-	-	2,71,343.00	6,19,607.78	92,941.17	5,26,666.61
25	Library	5,00,521.00	-	-	-	5,00,521.00	72,318.75	10,847.81	61,470.64
26	Maths	1,04,492.00	-	-	-	1,04,492.00	13,685.44	2,002.80	11,682.62
27	MBA	8,80,063.00	-	-	-	8,80,063.00	66,457.81	12,968.87	73,489.14
28	MCA	3,22,656.00	-	-	-	3,22,656.00	62,377.14	9,356.57	53,020.57
29	Mechanical Engineering	1,18,71,264.34	-	-	-	1,18,71,264.34	40,40,279.15	6,00,041.87	34,34,237.28
30	M. Tech	49,799.00	-	-	-	49,799.00	34,817.59	5,222.64	29,594.86
31	Office	34,56,670.80	-	-	-	34,56,670.80	8,61,613.07	1,29,241.96	7,32,371.11
32	Physics Dept.	5,90,155.00	-	-	-	5,90,155.00	59,671.38	8,930.70	50,740.65
33	Projector	3,63,483.00	-	-	-	3,63,483.00	17,799.89	2,669.98	15,129.91
34	Student section	12,15,480.00	-	-	-	12,15,480.00	80,944.69	12,141.70	68,802.88
35	LPS	46,81,903.00	-	-	-	46,81,903.00	18,37,971.46	2,75,655.72	15,62,275.74
36	Workshop	89,93,722.60	-	-	-	89,93,722.60	15,96,717.86	2,39,507.85	13,57,210.01
37	Lit - I	8,19,915.25	-	-	-	8,19,915.25	6,44,858.37	96,698.76	5,47,959.61
38	Equipment- Training & Placement	-	-	-	-	-	28,119.22	4,217.88	23,901.34
	Total A	11,85,91,869.65	-	8,971.00	-	11,86,91,830.65	3,19,92,636.45	47,89,643.29	2,72,02,984.16



Sr. No.	Particulars	Cost Price RS	Additions (01.04.20 to 30.09.20)	Additions (01.10.20 to 31.03.21)	Deletions during the year RS	Total Cost Price RS	W D V as on 31.03.2020 RS	Depreciation during the year RS	W D V as on 31.03.2021 RS
B	Computer & Software								
1	Chemical lab (computers)	17,86,700.00	-	-	-	17,86,700.00	1,81,123.59	45,280.90	1,35,642.69
2	Civil (computer)	22,79,456.00	-	-	-	22,79,456.00	5,44,872.23	1,36,210.06	4,08,654.17
3	Computer (Computer)	40,37,335.00	-	-	-	40,37,335.00	20,98,272.79	5,24,568.20	15,73,704.59
4	ESTC Computer	41,71,995.50	-	-	-	41,71,995.50	10,47,575.88	2,81,894.97	7,85,694.91
5	Electronics lab computers	16,91,381.00	-	-	-	16,91,381.00	1,77,318.29	44,328.07	1,32,007.21
6	Engineering Sc Computer	2,66,555.00	-	-	-	2,66,555.00	27,379.27	6,844.82	20,534.45
7	Estate computer	33,875.00	-	-	-	33,875.00	7,525.09	1,881.27	5,543.82
8	Exam (Computer)	10,52,003.59	-	-	-	10,52,003.59	4,22,546.00	1,05,836.50	3,16,909.50
9	F Y B.Tech (Computer)	9,99,916.00	-	-	-	9,99,916.00	3,69,109.62	82,277.41	2,76,832.22
10	HPD (Computer)	9,91,423.00	-	-	-	9,91,423.00	3,64,938.70	96,233.93	2,86,701.78
11	HRD computers	91,762.50	-	-	-	91,762.50	9,469.41	2,387.34	7,102.66
12	Internet centre computers	65,94,596.50	-	-	-	65,94,596.50	8,63,748.05	2,15,937.02	6,47,811.05
13	IT computers	57,02,689.50	-	-	-	57,02,689.50	5,28,394.96	1,32,098.74	3,96,296.22
14	Library computers	7,14,127.50	-	-	-	7,14,127.50	1,31,618.99	32,904.75	99,714.24
15	MBA Computers	49,773.00	-	-	-	49,773.00	-	-	-
16	MCA computers	15,84,930.00	-	-	-	15,84,930.00	50,832.83	23,233.18	89,699.47
17	Office computer	16,14,365.87	-	-	-	16,14,365.87	2,96,982.99	74,745.75	2,24,237.89
18	Student section computer	2,36,560.00	-	-	-	2,36,560.00	18,625.89	4,656.47	13,969.42
19	Workshop computers	1,11,326.50	-	-	-	1,11,326.50	12,001.29	3,000.32	9,000.97
20	Mechanical computers	57,54,503.60	-	-	-	57,54,503.60	20,13,262.18	5,03,316.55	15,09,946.64
21	Training & Placement comp	93,523.86	-	-	-	93,523.86	30,730.81	7,682.70	23,048.11
22	Software	1,88,45,834.48	5,00,856.84	44,815.22	-	1,93,91,506.54	66,38,450.09	17,90,428.04	53,83,093.52
	Total - B	5,87,04,742.40	5,00,856.84	44,815.22		5,92,50,414.46	1,58,98,877.74	41,64,136.55	1,23,39,914.21
	Total A + B	17,72,86,792.05	5,00,856.84	54,786.22		17,78,52,345.11	4,78,91,514.19	89,85,178.84	3,95,41,878.42



Sr. No.	Particulars	Cost Price RS	Additions (01.04.20 to 30.09.20)	Additions (01.10.20 to 31.03.21)	Deletions during the year RS	Total Cost Price RS	W D V as on 31.03.2020 RS	Depreciation during the year RS	W D V as on 31.03.2021 RS
B	Furniture	8,39,61,063.67				8,39,61,063.67	2,06,40,667.83	30,96,091.17	1,75,44,516.66
C	Library Books								
	1 Central Library	64,38,624.70				64,38,624.70	2,84,711.61	66,177.90	1,69,533.71
	2 Journals	80,68,943.66				80,68,943.66	5,03,441.96	1,25,000.49	3,77,581.47
	3 Engineering UG								
	a chemical	7,48,098.00				7,48,098.00	3,07,609.51	76,528.40	2,26,790.21
	b civil	4,59,451.00			2,190.00	4,59,451.00	4,32,564.80	1,05,641.20	3,16,603.60
	c computer	7,30,874.00				7,30,874.00	2,59,783.40	64,945.67	1,94,837.60
	d E&TC	8,05,752.00				8,05,752.00	2,73,924.41	68,481.10	2,05,443.31
	e Electronics	7,39,448.00				7,39,448.00	1,91,664.75	47,971.19	1,43,913.56
	f Engineering Sciences	1,54,614.00				1,54,614.00	56,427.08	14,106.77	42,330.30
	g F.Y.B. tech	2,35,115.78				2,35,115.78	1,00,591.68	26,140.42	75,421.26
	h IT	6,50,564.00				6,50,564.00	1,68,988.41	39,747.10	1,19,241.31
	i Mathematics	1,53,682.00				1,53,682.00	33,722.91	8,430.73	25,292.18
	J Mechanical	17,00,381.85				17,00,381.85	7,78,241.30	1,94,560.39	6,83,680.86
	4 Engineering PG								
	a Electronics	3,70,489.00				3,70,489.00	36,648.62	9,662.21	28,985.62
	b Computer	1,89,728.00				1,89,728.00	16,575.67	4,143.92	12,431.75
	c Mechanical	26,866.00				26,866.00	9,917.33	2,479.33	7,438.00
	5 MBA	3,27,373.00				3,27,373.00	14,017.83	3,504.46	10,613.38
	6 MCA	3,53,860.00				3,53,860.00	16,539.57	4,134.89	12,404.68
	Total	2,41,54,064.89			2,190.00	2,41,51,874.89	34,47,560.18	8,61,616.30	25,83,763.84



Sr. No.	Particulars	Cost Price RS	Additions (01.04.20 to 30.09.20) RS	Additions (01.10.20 to 31.03.21)	Deletions during the year RS	Total Cost Price RS	W D V as on 31.03.2020 RS	Depreciation during the year RS	W D V as on 31.03.2021 RS
E	Vehicle								
1	Bus No. 1 MH 12 V 8095	4,66,400.00	-	-	-	4,66,400.00	15,365.78	2,304.87	13,000.91
2	Bus No. 2 MH 14 V 8208	8,48,779.00	-	-	-	8,48,779.00	60,817.38	9,122.01	51,695.77
3	Bus No. 03 MH 14 V 8295	9,27,826.00	-	-	-	9,27,826.00	68,731.82	10,509.73	58,221.79
4	Bus No. 04 MH 14 v 8295	9,27,826.00	-	-	-	9,27,826.00	68,731.52	10,308.73	58,421.79
5	Hero Honda MH 14 AR 9614	48,939.00	-	-	-	48,939.00	4,275.23	641.26	3,633.96
6	Ford Ikon MH 14 BC 3582	5,51,683.00	-	-	-	5,51,683.00	60,791.44	10,005.22	50,786.22
7	Tata ACE MH 14 DM 964	3,70,119.00	-	-	-	3,70,119.00	1,00,853.70	15,128.06	85,725.65
8	Tata Sumo MH 14 DN 3841	7,25,053.00	-	-	-	7,25,053.00	2,28,617.53	33,892.63	1,92,824.90
9	Xylo MH 14 WH 3820	8,79,801.00	-	-	-	8,79,801.00	2,76,226.38	41,433.98	2,34,792.43
10	Maruti Ciaz Zxi MH 14 2057	10,37,030.00	-	-	-	10,37,030.00	4,60,136.98	69,020.40	3,91,115.58
11	Alto MH 14 FS 9616	3,73,080.00	-	-	-	3,73,080.00	2,11,833.92	31,790.09	1,85,143.83
12	Quel MH14GV4892	59,033.58	-	-	-	59,033.58	35,452.68	5,917.03	33,534.85
13	Pleasure MH14GV4893	57,087.28	-	-	-	57,087.28	36,152.14	5,722.82	32,429.32
	Total	72,72,256.88	-	-	-	72,72,256.88	16,37,595.41	2,45,099.31	13,92,256.10



SCHEDULE NO. 7
ADVANCES

SR. NO.	PARTICULARS	AMOUNT RS.	AMOUNT RS.
A	Advances		
1	Advances to party		
2	Grant-Science & Engg. Research Board (SERB) Sardare		43,15,688.34
3	University Research- Archana B. Mane		21859.82
B	Deposits		1050.34
1	Gas		
2	Gas Cylinder	4,000.00	
3	ladies hostel -1	36,000.00	
4	MSEB	20,000.00	
5	PWD	13,45,680.00	
6	Security Deposit- AICTE- B.Des Course	10,000.00	
		15,00,000.00	29,15,680.00
C	Prepaid		
1	Building Insurance	28,870.00	
2	Money Insurance	6,193.00	
3	Vehicle Insurance	25,145.00	
			60,208.00
TOTAL RS.			73,14,466.50

SCHEDULE NO. 8
INCOME OUTSTANDING

SR. NO.	PARTICULARS	AMOUNT RS.	AMOUNT RS.
1	Fees receivable from social welfare		18,12,54,148.50
2	Fees receivable from students		3,35,01,177.00
3	Electricity Charges - Shri Raj Canteen		2,27,309.00
4	Electricity Charges-Chandramukhi		5,28,624.00
5	Electricity Charges-Union Bank of India		4,095.00
6	Electricity Charges-Dnyanraj Xerox Shop		2,108.00
TOTAL RS.			21,55,17,461.50



SCHEDULE NO. 9
CASH & BANK ACCOUNTS

SR NO	PARTICULARS	AMOUNT RS.	AMOUNT RS.
1	Cash in Hand		36,687.00
2	Cash at Bank		
A	Bank of India		
	BOI A/c No. 062910110001064	84,379.04	
	BOI A/c No. 062910110001026	92,31,087.96	
	BOI A/c No. 062910110000352	78,62,574.31	
	BOI A/c No. 062910110003289	4,04,570.12	
	BOI A/c No. 062910110000358	9,06,604.11	
	BOI A/c No. 062920110000009	13,02,736.97	1,97,91,952.51
B	Bank of Maharashtra		
	BOM - 60087174785		6,42,806.52
C	Union Bank of India		
	UBI A/c No. :446402011001335	9,16,055.79	
	UBI A/c No. 446404011022012	19,31,461.25	
	UBI A/c No. 587802010000415	13,23,277.38	
	UBI A/c No. 587802010012930	45,148.00	42,15,942.42
D	HDFC Bank		
	HDFC A/c No.-50100302967342		90,19,622.08
TOTAL RS.			3,37,07,010.53



SCHEDULE NO. 10
EXPENDITURE ON OBJECT OF THE TRUST

SR NO	PARTICULARS	AMOUNT RS.
1	Salary Teaching	21,22,79,132.00
2	Salary Non -Teaching	10,98,21,878.00
3	Honorarium /Professional Fees	73,10,088.00
4	House Keeping, security and garden	2,68,51,394.82
5	CPF Employer cont	76,00,455.00
6	PF admin charges	3,16,458.00
7	Advertisement Expenses	3,59,795.00
8	Affiliation, Certification & Mem.	2,19,788.00
9	Audit Fees	62,687.50
10	Bank Commission & Charges	79,024.33
11	Building Insurance	71,201.00
12	Concession Granted	3,53,979.00
13	Consumable	6,61,441.67
14	Campus maintenance	28,304.84
15	Electricity Charges	58,27,765.06
16	Generator Expenses	7,55,058.00
17	Gratuity	33,11,493.00
18	Industrial Visit	3,813.00
19	Office Expenses	4,18,801.15
20	Placement Expenses	3,74,148.00
21	Postage and Courier	9,594.85
22	Printing and Stationery	14,14,058.51
23	Property Tax	18,94,367.00
24	Interest on TDS	2,19,947.32
25	Repairs to equipment	35,47,494.56
26	Repairs to building	1,16,107.00
27	Research Expenses	6,000.00
28	Interest overdraft	57,85,320.33
29	Interest on loan	55,62,985.34
30	Interest on University Research Grant-B. Bhokse	5,838.00
31	Interest- Solar Grant Sppu	48,834.00
32	Staff Training	3,07,844.00
33	Staff Welfare	1,71,102.00
34	Vehicle Maintenance	18,58,520.77
35	Student Seminar & Projects	10,063.00
36	Telephone	4,31,473.00
37	Internet charges	17,42,213.38
38	Travelling & Conveyance	11,00,541.00
39	Rent Sports Ground	19,10,404.00
40	Water Charges	1,41,750.00
41	Fees Not Recoverable	15,55,531.50
42	Student Activities	
a	Ajaan Vriksha- College Magazine	2,68,322.20
b	Prorata	5,41,184.00
d	Student Sports Activity	41,389.00
	Total	40,53,97,590.13



SCHEDULE NO. 11
INCOME FROM OTHER SOURCES

SR NO	PARTICULARS	AMOUNT RS.	AMOUNT RS.
1	Fees Engineering UG Tuition Development	35,24,33,354.00 <u>4,98,36,594.00</u>	40,20,69,948.00
2	Fees Engineering PG Tuition Development	9,94,784.00 <u>1,49,216.00</u>	11,44,000.00
3	University Fees		20,25,249.00
4	Cancellation Charges		27,269.00
5	Bank Interest Received		6,03,827.06
6	prior period expenses		1,43,322.42
TOTAL RS.			40,60,13,615.48



60

MAEER's
MIT Academy of Engineering,
Alandi (D), Pune

S. No. 124, Kothrud, Pune – 411 038.
Maharashtra State, India.

Statement of Accounts for the year ended
31ST March, 2020

M/s. A.H. Joshi & Co.
Chartered Accountants

Neelam, Sadashiv Peth,
Natubag, Pune 411 030.

Audit report for the Financial year 2019-20

To,

The Executive President and Managing Trustee

MAEER Pune 38

Sir,

Sub: Audit report for the Financial year 2019-20 in respect of MAEER's MIT
ACADEMY OF ENGINEERING ALANDI (D), PUNE

1. We have examined the balance sheet as on 31/03/2020 and the Income and Expenditure account for the period beginning from 1/4/2019 to ending on 31/03/2020, attached herewith, of MAEER's MIT ACADEMY OF ENGINEERING ALANDI (D), PUNE-411038, PAN - AAAAM1206F.
2. We have examined the books of accounts maintained by the said unit and certify that proper books of accounts are kept by the same.
3. We certify that the method of accounting followed by the unit is of accrual basis.
4. We have obtained all the information and explanation which were necessary for the purpose of audit.
5. We certify that the accounts of the trust are submitted by following applicable accounting standards and give a true and fair representation of segment reporting.
6. We certify that proper books of accounts are kept by the trust and every unit.
7. In our opinion and according to the information and explanation provided to us, the accounts give a true and fair view of.

"A. In case of Balance sheet, the state of affairs of the unit as at 31st March 2020
B. In case of Income and Expenditure account, the surplus/ deficit of the unit for the year ended on that date."



For A. H. JOSHI & CO.
Chartered Accountants
Firm Registration No. 112283W

S. A. Joshi
(Partner)
Membership No. 037772

30 NOV 2020

THE BOMBAY PUBLIC TRUSTS ACT, 1950
SCHEDULE VII (Vide Rule 17(1))

Name of the Public Trust: MAEER's MIT Academy of Engineering, Alandi, Pune
Address: C/o. MAEER, S. No. 124, Kothrud, Pune - 411038.
Registration No. F - 2555 (Pune)

BALANCE SHEET AS AT 31TH MARCH, 2020

FUNDS AND LIABILITIES	SCH NO.	AMT RS.	AMOUNT RS.	PROPERTIES AND ASSETS	SCH NO.	AMT RS.	AMOUNT RS.
TRUST FUNDS FOR CORPUS	-			IMMOVABLE PROPERTIES (AT COST)	4		5,78,45,507.45
OTHER EARMARKED FUNDS	-			INVESTMENTS:	5		80,83,997.47
(Created under the provisions of the Trust deed or scheme out of the income)				(Market value of the above investments of Rs.)			
LOANS (SECURED OR UNSECURED)	1		9,56,96,109.84	FURNITURE AND FIXTURES:	6		7,76,19,895.46
LIABILITIES:	2		12,28,30,859.17	LOANS (SECURED OR UNSECURED)	-		
INCOME AND EXPENDITURE ACCOUNT	-			ADVANCES	7		81,09,571.04
INTER INSTITUTIONAL BALANCES:	3		5,83,83,139.15	INCOME OUTSTANDING:	8		9,07,03,434.00
				CASH AND BANK BALANCES	9		2,84,87,703.00
				INTER INSTITUTIONAL BALANCES:			-
TOTAL RS.			27,69,10,108.16	TOTAL RS.			27,69,10,108.16

The above Balance sheet to the best of my/our belief contains a true account of the funds and liabilities and of the property and Assets of the Trust

AS PER OUR REPORT OF EVEN DATE

For A. M JOSHI & CO.
Chartered Accountants
Firm Registration No. - 037772

A. M. Joshi
(Partner)
Membership No. - 037772

30 NOV 2020

VDIN: 20057772/PRA/MR/2020



R. Kura L
Managing Director & Executive President
Maharashtra Academy of Engineering
And Educational Research
Pune-411038.

Shukate
SECRETARY
Maharashtra Academy of Engineering
And Educational Research
Pune - 411 038

THE BOMBAY PUBLIC TRUSTS ACT, 1950
SCHEDULE IX. [Vide Rule 17(1)]

Name of the Public Trust: MAEER's MIT Academy of Engineering, Alandi, Pune
Address: C/o. MAEER, S. No. 124, Kothrud, Pune - 411038.
Registration No. F - 2555 (Pune)

INCOME AND EXPENDITURE ACCOUNT FOR THE YEAR ENDING 31.03.2020

EXPENDITURE	SCH NO.	AMT RS.	AMOUNT RS.	INCOME	AMT RS.	AMT RS.	Amount Rs.
TO EXPENDITURE IN RESPECT OF PROPERTIES	-			BY RENT	-		
TO ESTABLISHMENT EXPENSES	-			BY INTEREST	-		
TO REMUNERATION TO TRUSTEES	-			BY DIVIDEND	-		
TO LEGAL EXPENSES	-			BY DONATIONS IN CASH OR KIND	-		
TO AUDIT FEES	-			BY GRANTS	-		
TO CONTRIBUTION AND FEES	-			BY INCOME FROM OTHER SOURCES	11		39,06,36,501.86
TO AMOUNTS WRITTEN OFF	-						
TO MISCELLANEOUS EXPENSES	-						
TO DEPRECIATION	450		2,09,92,566.89	BY TRANSFER FROM RESERVE			
TO AMOUNT TRANSFERRED TO RESERVE OR SPECIFIC FUNDS	-						
TO EXPENDITURE ON OBJECT OF TRUST	10		32,45,22,053.86	BY EXCESS OF EXPENDITURE OVER INCOME			
BY INCOME OF EXPENDITURE OVER INCOME	3		4,51,21,079.11				
TOTAL RS.			39,06,36,501.86	TOTAL RS.			39,06,36,501.86

AS PER OUR REPORT OF EVEN DATE

For A. H. JOSHI & CO.
Chartered Accountants
Firm Registration No. 11428977

A. H. Joshi
(Partner)
Membership No. - 037772



30 NOV 2020

UDIN: 20037777/2020/11428977

R. K. Kulkarni
Managing Director & Executive President
Maharashtra Academy of Engineering
And Educational Research
Pune-411038.

A. H. Joshi
SECRETARY
Maharashtra Academy of Engineering
And Educational Research
Pune - 411 038.

SCHEDULE NO. 1
SECURED & UNSECURED LOANS
Balances in Current Bank Accounts

SR NO	PARTICULARS	AMOUNT RS.	AMOUNT RS.
Secured Loans			
1	The Federal Bank Ltd. TL2 No. 2581 Less: Repayment Addition	79,26,685.00 79,26,685.00 <u>44,57,794.00</u>	44,57,794.00
2	The Federal Bank Ltd. TL 3 2631 Less: Repayment Addition	59,51,223.00 59,51,223.00 <u>39,67,482.00</u>	39,67,482.00
3	B P Federal TL A/c 2698 (35) Less: Repayment Addition	3,77,40,726.00 3,77,40,726.00 <u>1,38,20,701.00</u>	1,38,20,701.00
4	BP Federal Bank OD 2086 Less: Repayment Addition	2,50,22,022.00 2,50,22,022.00 <u>1,39,25,614.00</u>	1,39,25,614.00
5	BP HDFC OD A/c 00070120000575 Less: Repayment Addition	2,69,75,745.00 2,69,75,745.00 <u>1,76,00,691.00</u>	1,76,00,691.00
6	BP HDFC STL A/c No. 007LN10170310003 Less: Repayment Addition	4,96,58,850.00 4,96,58,850.00 <u>3,31,31,818.00</u>	3,31,31,818.00
7	BP HDFC Bank TL No. 8	20,81,805.45 20,81,805.45 <u>17,61,824.51</u>	17,61,824.51
8	BP HDFC Bank TL No. 9		70,30,185.33
TOTAL RS.			9,56,96,109.84



SCHEDULE NO. 2**LIABILITIES**

SR NO	PARTICULARS	AMOUNT RS.	AMOUNT RS.
A	Provisions		4,25,21,332.17
B	Sundry Creditors (as per list)		80,28,299.50
C	Deposits		
	Xerox Shop		75,000.00
D	Scholarships		63,37,583.00
E	Fees to be adjusted/ refunded		75,04,191.40
F	Grants		15,01,130.84
G	Other Liabilities		
1	University Exam Reval.	1,76,939.00	
2	Eligibility Fees	22,250.00	
3	Examination Fees	5,08,726.00	
4	Other Deduction	72,240.00	
5	QIP- State Level Seminar (IT Enable Green India) IT	40,645.00	
6	NPTL Workshop (Library)	4,156.00	
7	Technology Entrepreneurship Development Programme	6,571.80	
8	World Wide ITES (Online Exam)	10,317.00	
9	CET	41,102.00	
10	REDX - Club	3,500.00	
11	Staff Share - Transcript	3,480.00	
12	GO Kart Competition- 20	84,745.78	
13	Grant AICTE PMKVY- Lathe Operator	1,66,600.00	
14	Grant PMKVY-Junior Software Developers	97,020.00	
15	NTA - Essay Competition	1,500.00	
16	SWO - Unreconciliation	5,59,032.75	
17	TED.X MITAOE	13,066.52	18,11,891.85
	MIT Socity		2,19,263.00
	Staff Advance		4,865.00
H	Gratuity	3,59,29,164.00	
	Paid during the year	9,81,252.00	
	Addition during the year	31,81,830.00	3,81,29,742.00
I	Departmental Fund		1,37,805.00
J	Grant University Exam		14,85,671.50
K	Duties & Taxes		24,13,621.68
L	Exam Fees (Autonomus)		1,26,60,462.23
TOTAL RS.			12,28,30,859.17



SCHEDULE NO. 3
INTER INSTITUTIONAL BALANCES

SR NO	PARTICULARS	AMOUNT RS
1	MAEER	
	Opening Balance (Dr.)	41,70,970.74
	Add: Receipts from MAEER	49,73,55,451.08
	Less: Payments to MAEER	<u>47,99,23,220.30</u>
		1,32,61,260.04
	Add: Excess of Income over Expenditure transfer from Income & Expenditure	4,51,21,879.11
	TOTAL RS.	5,83,83,139.15



SCHEDULE NO. 4

IMMOVABLE PROPERTIES

Sl. No.	Particulars	Cost Price RS	Additions during the year RS	Transfer / W off during the year RS	Total RS	W D V as on 31.03.2019 RS	W D V Transfer	Depreciation during the year 10% RS	W D V as on 31.03.2020 RS
A	Land	1,31,67,774.50	-	-	1,31,67,774.50	1,31,67,774.50		-	1,31,67,774.50
	TOTAL - A	1,31,67,774.50	-	-	1,31,67,774.50	1,31,67,774.50		-	1,31,67,774.50
B	Building								
1	College	2,66,15,717.00			2,66,15,717.00	53,21,957.34		5,32,195.73	47,89,761.60
2	Library	1,22,88,436.50			1,22,88,436.50	29,03,298.98		2,80,329.84	20,12,988.55
3	Boys Hostel	3,66,09,136.44			3,66,09,136.44	80,44,733.16		6,04,473.22	81,40,258.94
4	Road Work	24,70,604.00			24,70,604.00	7,62,568.20		76,256.83	6,86,311.44
5	Staff Quarters	11,723.00			11,723.00				
6	Workshop	55,40,786.00			55,40,786.00	11,54,038.81		1,15,403.98	10,38,636.82
7	Compound Wall	11,10,651.00			11,10,651.00	2,92,490.84		29,249.08	2,63,241.75
8	Sports Ground	15,99,564.00			15,99,564.00	6,27,812.49		82,791.25	5,65,121.24
9	Parking	42,26,996.00			42,26,996.00	20,17,400.34		2,01,740.03	18,15,660.30
10	New Workshop	64,40,072.00			64,40,072.00	16,68,965.16		1,65,839.52	14,90,755.65
11	North Block	3,45,57,570.98			3,45,57,570.98	1,01,65,711.20		10,18,571.12	91,67,140.08
12	Library Extension	2,13,77,542.20			2,13,77,542.20	1,48,73,152.08		14,67,315.21	1,33,65,838.87
13	Civil	8,88,939.00			8,88,939.00	8,02,267.45		80,228.74	7,22,040.70
	TOTAL - B	15,37,37,738.12	-	-	15,37,37,738.12	4,96,41,925.50		49,64,192.55	4,46,77,732.95
	TOTAL - (A + B)	16,69,05,512.62	-	-	16,69,05,512.62	6,28,09,700.00		49,64,192.55	5,78,45,507.48



SCHEDULE NO. 5

INVESTMENTS

SR. NO.	PARTICULARS	AMOUNT RS.	AMOUNT RS.
1	College -Investment UBI-FDR. No.587803030001169 - 25.2.2020 Xerox Shop		1,15,809.00
2	DTE Investment BOI - 050645110008051(16.10.2018)(16.10.2023)FE BOI - 050645110008053(16.10.2018)(16.10.2023)SE BOI-FDR-053045110002288(14.7.2014) (14.7.2024)SEdirect,Civil,ME BOI-FDR-053045110002941(15.7.2020)ME ETX BOI-FDR053045110002942(15.7.2020)ME Comp FDR 053045110002863(13.5.2015-13.5.2020)TE&BE FDR053045110002864(13.5.2015-13.5.2020)TE&BE FDR 587803030002632 (19.7.2017) (19.7.2022) Intake UBI- FDR-587803030000891 (30.5.2023)Increase in Int	24,13,635.72 12,05,553.07 12,00,000.00 2,00,000.00 2,00,000.00 5,00,000.00 5,00,000.00 7,00,000.00 3,00,000.00	72,19,188.79
3	S.P.Pune University-Investment BOI-053045110001119 - 17.10.2022		7,48,999.68
TOTAL RS.			80,83,997.47



SCHEDULE NO. 6

FURNITURE, FIXTURES AND OTHER ASSETS

Sl. No.	Particulars	Cost Price RS	Worthless during the year RS	Deletions during the year RS	Total Cost Price RS	Rs. Cr. V. Rs. on 31.03.2019 RS	Acquisition during the year RS	Rs. Cr. V. Rs. on 31.03.2020 RS
A.	Equipment	17,72,06,702.06	33,23,737.64	-	18,06,20,438.69	5,61,43,682.76	1,05,75,816.20	4,78,91,514.20
B.	Furniture & Fixture	8,36,61,063.57	1,05,732.72	-	8,40,68,796.29	2,41,58,006.42	38,33,130.92	2,06,40,007.63
C.	Library Books	2,41,54,054.89	10,61,227.00	-	2,52,15,291.89	33,56,648.69	9,72,310.55	34,47,560.14
D.	Plant & Machinery	20,17,768.00	-	-	20,17,768.00	6,95,579.67	1,02,836.95	5,82,742.72
E.	Vehicles	72,72,256.86	-	-	72,72,256.86	15,27,063.42	2,89,058.01	15,37,985.41
F.	DG Set	34,55,657.00	-	-	34,55,657.00	8,07,632.10	1,21,144.82	6,85,467.28
G.	Water Treatment Plant	11,37,991.00	-	-	11,37,991.00	4,68,810.53	70,293.86	3,99,018.95
H.	Bio Gas Plant	1,88,900.00	-	-	1,88,900.00	1,58,397.20	22,559.58	1,27,837.62
I.	Vermi Compost project	39,933.00	-	-	39,933.00	33,943.05	5,091.48	28,851.68
J.	Motor Pump set	35,035.00	-	-	35,035.00	-	-	-
K.	Models & Charts	35,413.00	-	-	35,413.00	-	-	-
L.	Fire Fighting	-	24,14,110.99	-	24,14,110.99	-	2,30,131.29	21,77,979.72
TOTAL RS.		29,95,94,814.37	69,04,808.35	-	30,64,99,822.72	8,67,43,463.84	1,60,28,376.34	7,76,19,895.46



Sr. No.	Particulars	Cost Price	Additions (01.04.19 to 30.09.19)	Additions (01.10.19 to 31.03.20)	Deletions during the year	Total Cost Price	W.D.V as on 31.03.2019	Depreciation during the year	W.D.V as on 31.03.2020
		RS			RS	RS	RS	RS	RS
A	Acquisition					23,29,719.00	2,52,967.56	39,446.96	1,72,522.08
1	Air Conditioner	23,29,719.00	-	-	-	23,29,719.00	2,52,967.56	39,446.96	1,72,522.08
2	Applied Mechanical	83,020.00	-	-	-	83,020.00	-	-	-
3	Basic Engineering	2,84,038.00	-	-	-	2,84,038.00	64,152.73	9,622.91	54,529.82
4	Carben	5,56,773.00	-	-	-	5,56,773.00	47,383.34	7,103.00	40,280.34
5	Chemical	66,76,035.76	-	536426.62	-	72,12,462.38	29,82,617.53	3,54,124.54	22,74,919.71
6	Civil	99,52,619.11	-	949000.00	-	1,00,47,519.11	49,87,468.88	7,32,793.80	44,74,164.88
7	Computer Engineering	2,86,32,581.00	-	-	-	2,86,32,581.00	41,65,474.27	6,24,821.14	35,40,653.13
8	E&TC	1,70,81,100.38	-	30332.80	-	1,71,11,433.18	47,76,993.90	7,18,824.05	40,88,502.66
9	Electrical	8,22,765.00	-	-	-	8,22,765.00	3,53,771.62	53,065.74	3,00,705.88
10	Electrical Lab	8,58,154.00	-	-	-	8,58,154.00	1,11,841.99	16,776.30	95,069.69
11	Electronics	66,00,124.70	-	-	-	66,00,124.70	6,80,588.77	1,47,089.82	6,33,508.96
12	Enterprenurship	12,967.00	-	30,332.80	-	43,299.80	11,884.48	4,074.13	38,283.14
13	Engineering sciences	9,26,657.09	-	-	-	9,26,657.09	84,851.85	12,729.20	72,132.60
14	Engineering sciences(OIP)	-	-	-	-	-	2,27,737.39	34,189.61	1,93,547.78
15	Equipment ETX	54,23,627.40	-	30332.80	-	54,53,960.20	26,40,818.46	3,99,257.73	22,77,853.53
16	Estate	1,58,274.00	14,150.00	-	-	1,72,424.00	1,01,788.39	17,392.20	90,555.13
17	Exam	18,00,360.18	107548.00	-	-	18,84,608.18	14,09,743.01	2,23,798.35	12,68,150.66
18	F.Y.B.Tech	12,660.00	-	-	-	12,660.00	8,480.84	1,268.13	7,191.71
19	Garden	5,75,500.00	-	-	-	5,75,500.00	61,886.20	8,284.28	52,610.92
20	Gymkhana	5,11,417.00	-	-	-	5,11,417.00	1,06,925.92	16,038.89	90,887.03
21	Hostel	51,48,887.00	-	-	-	51,48,887.00	12,46,395.55	1,66,859.33	10,59,436.22
22	HPD	63,335.00	-	-	-	63,335.00	39,165.18	5,874.77	33,299.38
23	Information & Technology	22,46,879.00	-	-	-	22,46,878.00	10,22,169.27	1,53,325.39	8,68,843.88
24	Internet centre	2,71,343.00	-	4,63,599.50	-	7,34,942.50	2,24,444.90	68,430.70	6,15,607.76
25	Library	5,00,521.00	-	-	-	5,00,521.00	85,080.88	12,762.13	72,318.75
26	Maths	1,04,492.00	-	-	-	1,04,492.00	16,100.52	2,415.06	13,585.44
27	MBA	6,80,053.00	-	-	-	6,80,053.00	1,01,715.07	15,257.26	66,457.81
28	MCA	3,22,656.00	-	-	-	3,22,656.00	73,384.87	11,007.73	62,377.14
29	Mechanical Engineering	1,10,71,264.34	194/0.00	2,04,877.90	-	1,21,96,611.84	45,10,844.66	6,94,913.01	40,40,279.15
30	M. Tech	49,799.00	-	-	-	49,799.00	40,901.87	5,144.28	34,817.59
31	Office	34,56,678.89	-	15199.58	-	34,71,878.38	9,97,121.72	1,80,706.23	8,61,613.07
32	Physics Dept.	5,90,155.00	-	-	-	5,90,155.00	70,083.95	10,512.59	59,571.36
33	Projector	3,62,483.00	-	-	-	3,62,483.00	20,941.05	3,141.16	17,799.89
34	Student centre	12,15,480.00	-	30,399.16	-	12,45,879.16	62,147.61	11,602.08	80,944.69
35	UPS	46,81,903.00	-	-	-	46,81,903.00	21,62,319.37	3,24,347.89	15,87,553.76
36	Workshop	69,93,722.00	-	34,422.98	-	70,28,145.56	18,41,031.00	2,78,736.36	15,96,717.56
37	Lift - 1	8,19,915.25	-	-	-	8,19,915.25	7,58,421.81	1,13,763.24	8,44,858.37
38	Equipment- Training & Placement	-	-	30399.16	-	30,399.16	-	2,279.94	28,119.22
	Total - A	11,85,91,959.65	1,16,876.00	20,65,323.16	-	12,07,63,158.81	3,62,85,844.59	54,64,407.33	1,19,92,636.42



No.	Particulars	Budget 2018 RS	Actuals		The year RR	Total Cost Paid RR	Balance		at 31.03.2020 RS
			31.03.2018 RS	31.03.2019 RS			31.03.2018 RS	during the year RS	
B	Computer & Software								
1	Chemical lab (computer)	17,86,700.00	-	-	-	17,86,700.00	2,41,499.10	99,971.00	1,81,129.90
2	Oil (computer)	22,79,480.00	-	-	-	22,79,480.00	7,76,486.31	1,23,634.06	5,44,873.23
3	Computer (Compiler)	49,37,330.00	-	-	-	49,37,330.00	27,97,897.00	6,99,424.20	20,98,272.79
4	E&TC Computer	41,71,890.50	-	-	-	41,71,890.50	13,36,773.17	3,49,100.20	10,47,579.88
5	Electronics lab computers	16,91,381.00	-	-	-	16,91,381.00	2,38,421.70	59,105.43	1,77,316.28
8	Engineering lab Computer	2,68,550.00	-	-	-	2,68,550.00	36,505.99	9,128.42	37,379.27
7	Exam computer	33,075.00	-	-	-	33,975.00	10,033.46	2,908.36	7,525.09
8	Exam (Computer)	10,52,003.59	-	1,999.99	-	10,54,003.58	5,61,061.34	1,40,515.33	4,22,996.00
9	F Y B Tech (Computer)	9,00,916.00	-	-	-	9,98,916.00	4,92,146.16	1,23,036.54	3,98,109.62
10	HPD (Computer)	9,91,433.00	23,236.20	-	-	10,14,669.20	4,90,011.40	1,28,311.80	3,84,939.70
11	HRD computers	91,762.50	-	-	-	91,762.50	12,625.85	3,156.47	9,499.41
12	Internet centre computers	65,94,596.50	-	-	-	65,94,596.50	11,51,664.08	2,87,916.02	8,63,748.00
13	IT computers	57,02,669.50	-	-	-	57,02,669.50	7,04,526.91	1,76,131.05	5,28,394.96
14	Library computers	7,14,127.00	-	-	-	7,14,127.00	1,75,491.88	43,673.80	1,21,816.99
15	MBA Computers	49,773.00	-	-	-	49,773.00	-	-	-
16	MCA computers	16,84,930.00	-	-	-	16,84,930.00	1,23,910.17	30,977.54	82,932.63
17	Office computer	16,14,365.87	-	-	-	16,14,365.87	3,98,044.03	99,661.01	2,98,982.98
18	Student section computer	2,38,560.00	-	-	-	2,38,560.00	24,834.52	6,208.63	18,625.89
19	Workshop computers	1,11,326.50	-	-	-	1,11,326.50	36,001.72	4,000.43	12,001.29
20	Mechanical computers	57,54,503.60	-	4,000.00	-	57,58,503.60	26,79,682.90	6,70,420.73	20,13,262.16
21	Training & Placement Comp	93,523.86	-	-	-	93,523.86	40,974.41	10,243.60	30,730.81
22	Software	1,85,45,834.48	-	11,23,903.29	-	1,96,69,737.77	75,40,747.45	20,25,599.66	66,38,450.05
	Total - B	8,87,94,743.40	23,236.20	11,29,302.28	-	8,99,57,280.88	1,96,67,748.16	61,11,408.87	1,58,98,877.72
	Total A + B	17,72,86,702.65	1,38,112.20	31,84,625.44	-	18,06,20,438.85	6,81,43,692.74	1,05,76,816.20	4,78,91,514.29



Sr. No.	Particulars	Cost Price RS	Additions (01.04.19 to 30.06.19)	Additions (01.10.19 to 31.03.20)	Deletions during the year RS	Total Cost Price RS	W D V as on 31.03.2019 RS	Depreciation during the year RS	W D V as on 31.03.2020 RS
B	Furniture	8,39,01,063.67		100732.72		8,40,06,796.39	2,41,08,006.42	36,33,130.85	2,05,48,867.14
C	Library Books								
1	Central Library	84,38,824.70		11271.00	-	84,50,095.70	3,39,799.32	86,358.70	2,64,711.61
2	Journals	80,66,943.56	-	-	-	80,68,943.56	6,71,255.94	1,67,613.89	5,03,441.95
3	Engineering UG								
a	chemical	7,48,098.00		112750.00	-	8,60,848.00	2,78,603.14	83,704.54	3,07,606.61
b	civil	4,59,451.00		2,87,178.00	-	7,46,629.00	2,28,378.73	92,991.93	4,22,564.80
c	computer	7,30,874.00		1,16,503.00	-	8,47,377.00	2,10,457.78	67,177.32	2,59,783.49
d	ESTC	8,09,792.00		100910.00	-	9,06,662.00	2,47,604.21	74,489.80	2,73,924.41
e	Electronics	7,39,448.00		85366.00	-	8,24,814.00	1,66,252.66	49,733.92	1,01,684.75
f	Engineering Science	1,54,614.00		46,391.00	-	2,01,005.00	21,113.24	11,077.19	86,427.06
g	F Y B tech	2,36,115.78		-	-	2,36,115.78	1,34,082.24	33,520.56	1,00,561.68
h	IT	6,50,564.00		9425.00	-	6,59,989.00	2,00,988.71	51,426.30	1,58,988.41
i	Mathematics	1,53,882.00		-	-	1,53,882.00	44,963.88	11,240.97	33,722.91
j	Mechanical	17,00,381.85		291433.00	-	19,91,814.85	6,97,649.90	2,10,841.89	7,78,241.30
4	Engineering PG								
a	Electronics	3,70,489.00		-	-	3,70,489.00	51,531.76	12,982.94	38,548.82
b	Computer	1,89,728.00		-	-	1,89,728.00	22,100.89	5,925.22	18,575.67
c	Mechanical	26,866.00		-	-	26,866.00	13,223.11	3,305.78	9,917.33
5	MBA	3,27,373.00		-	-	3,27,373.00	18,090.42	4,672.61	14,017.83
6	MCA	3,53,660.00		-	-	3,53,660.00	22,052.78	5,513.19	16,539.57
	Total	2,41,54,064.89	-	10,61,227.00	-	2,52,15,291.89	33,88,648.79	8,72,315.56	34,47,560.14



Sr No.	Particulars	Cost Price RS	Additions (01.04.19 to 30.09.19) RS	Additions (01.10.19 to 31.03.20)	Deletions during the year RS	Total Cost Price RS	W D V as on 31.03.2019 RS	Depreciation during the year RS	W D V as on 31.03.2020 RS
E	Vehicle								
1	Bus No. 1 MH 12 V 8295	4,66,400.00	-	-	-	4,66,400.00	18,077.38	3,711.61	15,265.79
2	Bus No. 2 MH 14 V 8295	6,48,779.00	-	-	-	6,48,779.00	71,549.88	10,732.48	60,817.38
3	Bus No. 03 MH 14 V 8295	9,27,626.00	-	-	-	9,27,626.00	80,860.61	12,129.09	68,731.52
4	Bus No. 04 MH 14 V 8295	9,27,626.00	-	-	-	9,27,626.00	80,860.61	12,129.09	68,731.52
5	Hiero Honda MH 14 AR 9514	48,939.00	-	-	-	48,939.00	0,029.58	754.45	4,275.25
6	Ford Ikon MH 14 BC 3562	5,51,683.00	-	-	-	5,51,683.00	78,472.28	11,770.84	66,701.44
7	Tata ACE MH 14 CM 984	3,70,119.00	-	-	-	3,70,119.00	1,19,551.41	17,797.71	1,00,853.70
8	Tata Sumo MH 14 DN 3841	7,25,883.00	-	-	-	7,25,883.00	2,88,808.98	39,991.33	2,26,617.53
9	Xylo MH 14 DV 3820	6,79,601.00	-	-	-	6,79,601.00	3,04,673.23	48,746.83	2,76,226.39
10	Maruti Glaz Zxi MH 14 2067	10,37,030.00	-	-	-	10,37,030.00	5,41,336.48	81,200.47	4,60,135.98
11	Alto MH 14 FS 9616	3,73,060.00	-	-	-	3,73,060.00	2,48,334.03	37,400.10	2,11,633.92
12	Duet MH14GV4892	59,033.58	-	-	-	59,033.58	46,415.19	6,902.27	38,483.88
13	Pleasure MH14GV4893	57,067.28	-	-	-	57,067.28	44,864.87	6,732.73	38,152.14
	Total	72,72,256.88	-	-	-	72,72,256.88	19,27,063.42	2,89,058.01	16,37,995.41



SCHEDULE NO. 7
ADVANCES

SR NO	PARTICULARS	AMOUNT RS.	AMOUNT RS.
A	Advances		
1	Salary Advance		29,161.00
2	Advances to party		43,79,588.55
3	Earn & Learn		44,055.00
4	QIP Workshop		
5	Advance to staff		1,27,762.00
6	Grant-Science & Engg. Research Board (SERB) Sardare		21,859.82
7	Word Skill Competition - 2019		4,61,532.33
8	University Research- Archana B. Mane		1,050.34
B	Deposits		
1	Gas	4,000.00	
2	Gas Cylinder	36,000.00	
3	ladies hostel -1	20,000.00	
4	MSEB	13,45,680.00	
5	PWD	10,000.00	
6	Security Deposit- AICTE- B.Des Course	15,00,000.00	29,15,680.00
C	Prepaid		
1	Building insurance	13,461.00	
2	Vehicle insurance	1,15,421.00	1,28,882.00
TOTAL RS.			81,09,571.04

SCHEDULE NO. 8
INCOME OUTSTANDING

SR NO	PARTICULARS	AMOUNT RS.	AMOUNT RS.
1	Fees receivable from social welfare		9,12,10,896.00
2	Fees receivable from students		44,44,433.00
3	Electricity Charges - Shri Raj Canteen		1,42,867.00
4	Electricity Charges-Chandramukhi		5,28,624.00
5	Electricity Charges-Union Bank of India		4,095.00
6	Electricity Charges-Dnyanraj Xerox Shop		81,719.00
7	Bizzlon Pvt Ltd.		1,100.00
8	JCB India LTD		2,51,000.00
9	Rent Receivable -Dnyraj Services		98,700.00
TOTAL RS.			9,67,63,434.00



**SCHEDULE NO. 9
CASH & BANK ACCOUNTS**

SR NO	PARTICULARS	AMOUNT RS.	AMOUNT RS.
1	Cash in Hand		80,416.00
2	Cash at Bank		
A	Bank of India		
	BOI A/c No. 062910110001064	81,831.04	
	BOI A/c No. 062910110001026	96,89,402.36	
		91,37,466.00	21,859.82
	BOI A/c No. 062910110000355	3,16,303.75	4,61,532.33
		17,169.75	1,050.34
	BOI A/c No. 062920110000009	9,77,726.95	2,02,19,899.85
B	Bank of Maharashtra		
	BOM - 60087174785		10,50,574.54
C	Union Bank of India		
	UBI A/c No. 446402011001335	26,75,922.97	
	UBI A/c No. : 446402011001926	9,175.73	
	UBI A/c No. 446404011022012	18,55,913.77	
	UBI A/c No. 587802010000415	25,37,391.18	
	UBI A/c No. 587802010012930	1,045.00	70,79,448.65
D	HDFC Bank		
	HDFC A/c No.-50100302987342		57,363.70
TOTAL RS.			2,84,87,702.74



SCHEDULE NO. 10
EXPENDITURE ON OBJECT OF THE TRUST

SR NO	PARTICULARS	AMOUNT RS.
1	Salary Teaching	16,21,14,589.00
2	Salary Non -Teaching	8,21,83,549.00
3	Honorarium /Professional Fees	71,11,874.40
4	House Keeping, security and garden	2,68,51,395.30
5	CPF Employer cont	82,29,234.00
6	PF admin charges	3,29,169.00
7	Advertisement Expenses	3,59,795.80
8	Affiliation, Certification & Mem.	5,93,010.00
9	Audit Fees	29,500.00
10	Bank Commission & Charges	61,062.35
11	Building Insurance	40,381.00
12	Concession Granted	5,62,070.00
13	Consumable	6,61,442.21
14	Campus maintenance	37,278.00
15	Electricity Charges	57,42,923.05
16	Generator Expenses	7,55,058.00
17	Gratuity	31,81,830.00
18	Industrial Visit	78,728.50
19	Office Expenses	3,30,222.19
20	Placement Expenses	3,74,148.42
21	Postage and Courier	2,516.08
22	Printing and Stationery	14,14,058.91
23	Property Tax	18,94,342.00
24	Party Advance Not Recoverable	2,09,098.00
25	PF Penal Damages	12,816.00
26	Repairs to equipment	34,04,172.47
27	Repairs to building	1,16,107.03
28	Research Expenses	4,51,657.40
29	Interest overdraft	69,41,684.00
30	Interest on Equipment loan	10,27,857.38
31	Interest on loan	6,06,072.75
32	Ment Scholarship	69,719.00
33	Staff Training	3,07,844.43
34	Staff Welfare	1,71,102.74
35	Vehicle Maintenance	18,58,521.38
36	Student Seminar & Projects	8,31,651.27
37	Telephone	4,31,473.34
38	Internet charges	17,42,214.02
39	Travelling	11,00,541.00



40	Conveyance		69,936.00
41	Rent Sports Ground		14,88,283.00
42	Water Charges		56,297.52
43	Fees Not Recoverable		3,51,125.00
44	Journals & Subscriptions		45,300.00
45	Misc. Expenses		675.67
46	Student Activities		
a	Firodiya karandak	42,412.76	
b	Gathering Expenses	18,340.00	
c	SAE BAJA	54,822.00	
d	Student Sports Activity	9,884.80	
e	Departmental Student Activities	64,743.68	
f	Gymkhana Expenses	89,524.01	
			2,79,727.25
Total			32,45,22,053.86

**SCHEDULE NO. 11
INCOME FROM OTHER SOURCES**

SR NO	PARTICULARS	AMOUNT RS	AMOUNT RS
1	Fees Engineering UG Tuition	34,19,96,326.00	
	Development	4,32,84,299.00	38,52,80,625.00
2	Fees Engineering PG Tuition	23,85,996.00	
	Development	2,77,004.00	26,73,000.00
3	University Fees		21,49,920.00
4	Cancellation Charges -(19-20)		28,807.00
5	Bank Interest Received		5,04,149.86
TOTAL RS.			39,06,36,501.86



MAEER's
MIT Academy of Engineering
Alandi, Pune

S. No. 124, Kothrud, Pune – 411038
Maharashtra State, India.

Statement of Accounts for the year ended
31st March, 2019

M/s. A. H. Joshi & Co.
Chartered Accountants

Neelam, Sadashiv Peth,
Natubag, Pune 411030

Audit report for the financial year 2018-2019

To,

The Executive President And Managing Trustees,

MAEER ,Pune -38

Sir,

Sub :- Audit report for the financial year 2018-2019 in respect of MAEERS MIT Academy Of Engineering, Alandi (D)

1. We have examined the balancesheet as on 31/03/2019 and the income And expenditure account for the period beginning from 1/04/2018 to ending on 31/03/2019. Attach herewith Of MAEERS MIT Academy Of Engineering , At Dehu Phata , Alandi Devachi, Taluka Khed, Pune -412106, PAN – AAAAM1206F

2. We have examined the books of accounts maintained by the said unit and certify that proper books of accounts kept by the same .

3. We certify that the method of accounting followed by the unit of the account basis.

4. We have obtained of the information and explanation which are necessary for the purpose of audit

5. We certify that the account of the trust are submitted by following applicable accounting standards and given a true and fare representation of segment reporting.

6. We certify that proper books of accounts are kept by a trust and every units.

7. In our opinion and according to the information and explanation provided to us. The accounts gives a true and fare view of

"A in case of Balance sheet the state of affairs of the unit as at 31/03/2019.

B In case of the Income And Expenditure Account, the surplus/ Deficit or the unit for the year ended on that date"



For A. H. JOSHI & CO.
Chartered Accountants
Firm Registration No. 112396W


S. A. Joshi
(Partner)

Membership No. 037772


THE BOMBAY PUBLIC TRUSTS ACT, 1951
SCHEDULE VII [Vide Rule 17(1)]

Name of the Public Trust: **MAEER's MIT Academy of Engineering, Alandi, Pune**
Address: **C/o. MAEER, S. No. 124, Kothrud, Pune - 411038**
Registration No. **F-2555**

BALANCE SHEET AS AT 31TH MARCH, 2019


FUNDS AND LIABILITIES	SCH NO.	Amt. Rs.	Amount Rs.	PROPERTIES AND ASSETS	SCH NO.	Amt. Rs.	Amount Rs.
TRUST FUNDS FOR CORPUS	-			IMMOVABLE PROPERTIES (AT COST)	4		62,809,700.00
OTHER EARMARKED FUNDS (Created under the provisions of the Trust deed or scheme out of the	-			INVESTMENTS: (Market value of the above investments of Rs.)	5		7,794,188.76
LOANS (SECURED OR UNSECURED)	1		156,357,068.45	FURNITURE AND FIXTURES:	6		86,743,463.46
LIABILITIES:	2		122,625,765.90	LOANS (SECURED OR UNSECURED)	-		
INCOME AND EXPENDITURE ACCOUNT	7			ADVANCES	7		
INTER INSTITUTIONAL BALANCES:	3			INCOME OUTSTANDING:	8		
				CASH AND BANK BALANCES	9		
				INTER INSTITUTIONAL BALANCES:	3		
TOTAL RS.			277,882,822.35	TOTAL RS.			277,882,822.35

The above Balance sheet to the best of my/bur belief contains a true account of the funds and liabilities and of the property and Assets of the Trust


Executive President & Managing Trustee
Maharashtra Academy of Engineering
And Educational Research
Pune - 411 031



For A. H. JOSHI & CO.
Chartered Accountants
Firm Registration No. 112396W


S. A. Joshi
(Partner)
Membership No. 037772

THE BOMBAY PUBLIC TRUSTS ACT, 1951
SCHEDULE VII [Vide Rule 17(1)]

Name of the Public Trust: **MAEER's MIT Academy of Engineering, Alandi, Pune**
Address: **C/o. MAEER, S. No. 124, Kothrud, Pune - 411038.**
Registration No. **F-2555**

INCOME AND EXPENDITURE ACCOUNT FOR THE YEAR ENDING 31.03.2019

EXPENDITURE	SCH NO.	Amt. Rs.	Amount Rs.	INCOME	SCH NO.	Amt. Rs.	Amount Rs.
TO EXPENDITURE IN RESPECT OF PROPERTIES	-			BY RENT	-		
TO ESTABLISHMENT EXPENSES	-			BY INTEREST	-		
TO REMUNERATION TO TRUSTEES	-			BY DIVIDEND	-		
TO LEGAL EXPENSES	-			BY DONATIONS IN CASH OR KIND	-		
TO AUDIT FEES	-			BY GRANTS	-		
TO CONTRIBUTION AND FEES	-			BY INCOME FROM OTHER SOURCES	11		365,102,048.50
TO AMOUNTS WRITTEN OFF	-						
TO MISCELLANEOUS EXPENSES	-			BY TRANSFER FROM RESERVE	-		
TO DEPRECIATION	486		20,763,450.34				
TO AMOUNT TRANSFERRED TO RESERVE OR SPECIFIC FUNDS	-			BY EXCESS OF EXPENDITURE OVER INCOME	3		13,602,096.38
TO EXPENDITURE ON OBJECT OF TRUST	10		357,940,694.54				
BY INCOME OF EXPENDITURE OVER INCOME							
TOTAL RS.			378,704,144.88	TOTAL RS.			378,704,144.88



For A. H. JOSHI & CO.
Chartered Accountants
Firm Registration No. 112396W



SCHEDULE NO. 1

SECURED & UNSECURED LOANS
Balances in Current Bank Accounts

SR. NO.	PARTICULARS	AMOUNT RS.	AMOUNT RS.
<u>Secured Loans</u>			
1	The Federal Bank Ltd TL 1 No 2516 Less: Repayment Addition	2,439,980.33 2,439,980.33 <u>-</u>	
2	The Federal Bank Ltd TL2 No. 2581 Less: Repayment Addition	11,391,577.00 11,391,577.00 <u>7,926,685.00</u>	7,926,685.00
3	The Federal Bank Ltd TL 3 2631 Less: Repayment Addition	8,001,408.00 8,001,408.00 <u>5,951,223.00</u>	5,951,223.00
4	B P Federal TL A/c 2698 (35) Less: Repayment Addition	39,117,627.90 39,117,627.90 <u>37,740,726.00</u>	37,740,726.00
5	BP Federal Bank OD 2086 Less: Repayment Addition	19,539,725.07 19,539,725.07 <u>25,022,022.00</u>	25,022,022.00
6	BP HDFC OD A/c 00070120000575 Less: Repayment Addition	22,352,930.23 22,352,930.23 <u>26,975,745.00</u>	26,975,745.00
7	BP HDFC STL A/c No 007LN10170310003 Less: Repayment Addition	39,117,627.90 39,117,627.90 <u>49,658,850.00</u>	49,658,850.00
8	BP HDFC Bank TL No. 8		2,081,805.45
<u>TOTAL RS.</u>			<u>155,357,056.45</u>



SCHEDULE NO. 2

LIABILITIES

SR. NO	PARTICULARS	AMOUNT RS.	AMOUNT RS.
A	Provisions		50,150,424.00
B	Sundry Creditors (as per list)		8,928,475.10
C	Deposits		
	Xerox Shop	75,000.00	75,000.00
D	Scholarships		4,727,679.25
E	Fees to be adjusted/ refunded		17,213,790.90
F	Grants		886,704.72
G	Other Liabilities		
1	University Exam Reval.	209,682.00	
2	Alumni	5,701.00	
3	Online Exam - NPTEL	8,914.00	
4	Examination Fees	561,346.00	
5	Other Deduction	158,140.00	
6	QIP- State Level Seminar (IT Enable Green India) IT	40,645.00	
6	World Wide ITES (Online Exam)	10,317.00	
7	CET	41,102.00	
7	REDX - Club	3,500.00	
8	SERB- Grant- S.V. Taralkar -2019	275,000.00	
9	Grant AICTE PMKVY- Lathe Operator	71,522.00	
10	Grant PMKVY-Junior Software Developers	18,183.00	
11	Technology Entrepreneurship Development Programme	6,571.80	1,410,623.80
12	MIT Society		202,518.00
13	Staff Advance		5,870.00
H	Gratuity	32,117,314.85	
	Paid during the year	646,993.00	
	Addition during the year	4,458,842.15	35,929,164.00
I	Departmental Fund		1,040,052.37
J	Grant University Exam		1,269,274.84
K	Duties & Taxes		2,578,657.52
L	Exam Fees (Autonomous)		307,531.40
	TOTAL RS.		122,525,765.90



SCHEDULE NO. 3

INTER INSTITUTIONAL BALANCES

SR. NO.	PARTICULARS	AMOUNT RS.
1	MAEER	
	Opening Balance (Cr.)	17,757,760.96
	Add: Receipts from MAEER	533,468,828.53
	Less: Payments to MAEER	<u>541,795,483.85</u>
		9,431,125.64
	Less: Excess of Expenditure over Income transfer from Income & Expenditure	13,602,096.38
	TOTAL RS.	4,170,970.74



SCHEDULE NO. 4

IMMOVABLE PROPERTIES

Sr. No.	Particulars	Cost Price RS	Additions during the year RS	Transfer / W off during the year RS	Total RS	W D V as on 31.03.2018 RS	WDV Transfer	Depreciation during the year 10% RS	W D V as on 31.03.2019 RS
A	Land	13,167,774.50	-	-	13,167,774.50	13,167,774.50		-	13,167,774.50
	TOTAL A	13,167,774.50	-	-	13,167,774.50	13,167,774.50		-	13,167,774.50
B	Building								
1	College	26,615,717.00			26,615,717.00	5,913,285.93		591,328.59	5,321,957.34
2	Library	12,288,436.50			12,288,436.50	3,225,887.10		322,588.71	2,903,298.39
3	Boys Hostel	36,609,136.44			36,609,136.44	10,049,702.40		1,004,970.24	9,044,732.16
4	Road Work	2,470,604.00			2,470,604.00	647,298.07		84,729.81	762,568.26
5	Staff Quarters	11,723.00			11,723.00	2,681.10		2,681.10	-
6	Workshop	5,540,786.00			5,540,786.00	1,282,266.45		128,226.65	1,154,039.61
7	Compound Wall	1,110,651.00			1,110,651.00	324,989.82		32,498.98	292,490.84
8	Sports Ground	1,599,564.00			1,599,564.00	697,680.54		69,768.05	627,912.49
9	Parking	4,226,996.00			4,226,996.00	2,241,555.93		224,155.59	2,017,400.34
10	New Workshop	6,440,072.00			6,440,072.00	1,840,439.07		184,043.91	1,656,395.16
11	North Block	34,557,570.98			34,557,570.98	11,317,456.89		1,131,745.69	10,185,711.20
12	Library Extension	20,598,542.20	779,000.00		21,377,542.20	14,876,949.56		782,797.48	14,873,152.08
13	Civil	888,939.00			888,939.00	844,492.05		42,224.60	802,267.45
	TOTAL B	152,968,738.12	779,000.00	-	153,737,738.12	53,464,684.91		4,601,759.40	49,641,925.50
	TOTAL (A + B)	166,126,512.62	779,000.00	-	166,905,512.62	66,632,459.41		4,601,759.40	62,809,700.00



SCHEDULE NO. 5

INVESTMENTS

SR. NO	PARTICULARS	AMOUNT RS.	AMOUNT RS.
1	College -Investment UBI-FDR. No.587803030001169 - 25.2.2020 Xerox Shop		75,000.00
2	DTE Investment BOI - 050645110008051(16.10.2018)(16.10.2023)FE BOI - 050645110008053(16.10.2018)(16.10.2023)SE BOI-FDR-053045110002286(14.7.2014) (14.7.2024)SEdirect.Civil,ME BOI-FDR-053045110002941(15.7.2020)ME ETX BOI-FDR053045110002942(15.7.2020)ME Comp FDR 053045110002863(13.5.2015-13.5.2020)TE&BE FDR053045110002864(13.5.2015-13.5.2020)TE&BE FDR 587803030002632 (19.7.2017) (19.7.2022) Intake UBI- FDR-587803030000891 (30.5.2023)increase in Int	2,413,635.72 1,205,553.07 1,200,000.00 200,000.00 200,000.00 500,000.00 500,000.00 700,000.00 300,000.00	7,219,188.79
3	S.P.Pune University-Investment BOI-053045110001119 - 17.10.2022		500,000.00
TOTAL RS.			7,794,188.79



SCHEDULE NO. 6

FURNITURE, FIXTURES AND OTHER ASSETS

Sr. No.	Particulars	Cost Price	Additions during the year	Deletions during the year	Total Cost Price	W D V as on 31.03.2018	Depreciation during the year	W D V as on 31.03.2019
		RS	RS	RS	RS	RS	RS	RS
A	Equipment	158,851,145.48	18,554,848.57	109,292.00	177,296,702.05	47,166,979.09	10,468,942.91	55,143,592.78
B	Furniture & Fixture	79,690,718.95	4,372,844.62	102,500.00	83,961,063.57	23,858,722.52	3,971,060.72	24,168,006.42
C	Library Books	23,405,742.26	748,322.63	-	24,154,064.89	3,609,371.19	999,045.13	3,358,648.69
D	Plant & Machinery	2,017,798.00	-	-	2,017,798.00	806,564.32	120,984.65	685,579.67
E	Vehicles	7,272,256.86	-	-	7,272,256.86	2,267,121.67	340,068.25	1,927,053.42
F	DG Set	3,455,657.00	-	-	3,455,657.00	960,155.41	142,523.31	807,632.11
G	Water Treatment Plant	1,137,991.00	-	-	1,137,991.00	551,306.51	82,685.98	468,610.53
H	Bio Gas Plant	31,000.00	157,900.00	-	188,900.00	19,037.68	26,540.68	150,387.20
I	Vermi Compost project	-	39,933.00	-	39,933.00	-	5,989.95	33,943.05
J	Motor Pump set	35,035.00	-	-	35,035.00	1,987.60	1,987.60	-
K	Models & Charts	35,413.00	-	-	35,413.00	1,851.77	1,851.77	-
TOTAL RS.		275,932,757.55	23,873,848.82	211,792.00	299,594,814.37	79,243,097.96	16,161,690.94	88,743,463.48



Sr. No.	Particulars	Cost Price RS	Additions (01.04.18 to 30.09.18)	Additions (01.10.17 to 31.03.19)	Deletions during the year RS	Total Cost Price RS	W D V as on 31.03.2018 RS	Depreciation during the year RS	W D V as on 31.03.2019 RS
A	Equipment								
1	Air Conditioner	2,339,770.00			-	2,339,770.00	238,784.81	35,817.72	202,967.08
2	Applied Mechanical	83,020.00			-	83,020.00	3,838.64	3,838.64	-
2	Basic Engineering	284,038.00			-	284,038.00	75,473.80	11,321.07	64,152.73
3	Canteen	555,773.00			-	555,773.00	55,709.81	8,356.47	47,353.34
4	Chemical	6,255,570.54		420,465.24	-	6,676,035.78	2,004,337.86	332,185.57	2,082,617.53
5	Civil	5,600,048.20	536,260.20	816,290.71	-	6,952,619.11	3,937,119.53	732,231.76	4,557,458.68
6	Computer Engineering	26,632,561.00			-	26,632,561.00	4,900,557.97	735,083.70	4,165,474.27
7	E&TC	16,831,015.60	250,084.78		-	17,081,100.38	5,369,908.05	842,998.92	4,776,983.90
8	Electrical	622,765.00			-	622,765.00	416,201.91	62,430.29	353,771.62
9	Electrical Lab	858,154.00			-	858,154.00	131,578.81	19,736.82	111,841.99
10	Electronics	6,279,029.00	285,695.70	35,400.00	-	6,600,124.70	829,426.39	169,923.31	980,598.77
11	Enterprenurship			12,967.00	-			972.53	11,994.48
12	Engineering sciences	926,657.09			-	926,657.09	99,837.51	14,975.63	84,861.88
13	Engineering sciences(OIP)	-			-	-	267,996.93	40,199.54	227,797.38
14	Equipment ETX	6,423,627.40			-	6,423,627.40	3,113,904.07	467,085.61	2,646,818.48
15	Estate	128,236.00		30,038.02	-	158,274.02	87,062.61	15,312.24	101,788.38
16	Exam	1,464,961.14		337,399.04	-	1,802,360.18	1,291,351.65	219,007.68	1,409,743.01
17	F Y B.Tech	12,660.00			-	12,660.00	9,953.93	1,493.09	8,460.84
18	Garden	575,500.00			-	575,500.00	72,817.89	10,922.68	61,895.20
19	Gymkhana	511,417.00			-	511,417.00	125,795.20	18,869.28	106,925.92
20	Hostel	5,149,887.00			-	5,149,887.00	1,466,347.71	219,952.16	1,246,395.56
21	HPD	63,335.00			-	63,335.00	46,076.66	6,911.50	39,165.16
22	Information & Technology	1,738,210.00	510,668.00		-	2,248,878.00	691,884.08	180,382.81	1,022,169.27
23	Internet centre	65,876.00		205,467.00	-	271,343.00	40,456.39	21,478.48	224,444.90
24	Library	500,521.00			-	500,521.00	100,056.15	15,014.27	85,080.88
25	Maths	104,492.00			-	104,492.00	18,941.78	2,841.27	16,100.52
26	MBA	680,053.00			-	680,053.00	119,654.79	17,949.72	101,715.07
27	MCA	322,656.00			-	322,656.00	86,335.14	12,950.27	73,384.87
28	Mechanical Engineering	11,300,708.30		773,049.04	102,493.00	11,971,264.34	4,588,109.82	727,821.20	4,510,844.68
29	M. Tech	19,769.00		30,000.00	-	49,769.00	15,543.38	4,581.51	40,961.87
30	Office	3,359,751.00		969,27.80	-	3,456,678.80	1,067,604.12	167,410.20	997,121.72
31	Physics Dept.	590,155.00			-	590,155.00	82,451.70	12,367.76	70,083.95
32	Projector	362,483.00			-	362,483.00	24,636.53	3,696.48	20,941.05
33	Student section	1,215,480.00			-	1,215,480.00	73,114.83	10,967.22	62,147.61
34	UPS	3,838,085.00		843,818.00	-	4,681,903.00	1,625,632.61	307,131.24	2,162,319.37
35	Workshop	6,987,622.00		6,100.60	-	6,993,722.60	2,159,280.03	324,349.55	1,841,031.08
36	Lift - 1			819,915.25	-	819,915.25		61,493.64	785,429.91
	Total - A	112,683,886.27	1,582,728.68	4,427,837.70	102,493.00	118,578,952.65	36,217,832.04	5,840,060.83	35,285,844.58



	RS		RS	RS	RS	RS	RS	RS
B Computer & Software								
1 Chemical lab (computers)	1,757,009.00	29,700.00	-	1,786,709.00	292,297.50	80,499.38	241,498.13	
2 Civil (computer)	2,279,456.00		-	2,279,456.00	968,661.75	242,165.44	726,496.31	
3 Computer (Computer)	1,267,875.00	2,769,460.00	-	4,037,335.00	499,226.06	470,989.02	2,797,697.05	
4 E&TC Computer	3,098,195.50	1,073,800.00	-	4,171,995.50	609,597.56	286,624.39	1,396,773.17	
5 Electronics lab computers	1,691,381.00		-	1,691,381.00	315,228.94	78,807.23	236,421.70	
6 Engineering Sc Computer	266,555.00		-	266,555.00	48,674.25	12,168.56	36,505.69	
7 Estate computer	33,975.00		-	33,975.00	13,377.94	3,344.48	10,033.45	
8 Exam (Computer)	938,950.00	113,053.59	-	1,052,003.59	616,185.94	168,178.18	561,061.34	
9 F Y B.Tech (Computer)	999,916.00		-	999,916.00	656,194.88	164,048.72	492,146.16	
10 HPD (Computer)	991,423.00		-	991,423.00	653,348.53	163,337.13	490,011.40	
11 HRD computers	91,762.50		-	91,762.50	16,834.50	4,208.63	12,625.88	
12 Internet centre computers	6,135,930.50	458,666.00	-	6,594,596.50	1,000,441.78	307,443.70	1,151,664.09	
13 IT computers	5,702,689.50		-	5,702,689.50	939,368.61	234,842.20	704,526.61	
14 Library computers	714,127.50		-	714,127.50	233,989.31	58,497.33	175,491.98	
15 MBA Computers	49,773.00		-	49,773.00	3,589.88	3,589.88	-	
16 MCA computers	1,584,930.00		-	1,584,930.00	165,213.56	41,303.39	123,910.17	
17 Office computer	1,525,715.00	44,900.01	43750.86	1,614,365.87	435,582.75	125,589.55	398,644.03	
18 Student section computer	236,560.00		-	236,560.00	33,112.69	8,278.17	24,834.52	
19 Workshop computers	111,326.50		-	111,326.50	21,335.63	5,333.91	16,001.72	
20 Mechanical computers	3,150,897.00	2,603,606.60	-	5,754,503.60	535,369.50	459,293.20	2,679,682.90	
21 Training & Placement comp	49,773.00	43,750.86	-	93,523.86	3,589.88	6,366.33	40,974.41	
22 Software	13,489,039.21	505939.00	4857655.27	6799.00	18,845,834.48	3,897,925.46	1,703,973.27	7,540,747.45
Total - B	46,167,269.21	590,539.01	11,963,743.16	6,799.00	58,704,742.40	11,949,147.09	4,628,882.08	19,657,748.16
Total - A + B	158,851,145.48	2,163,267.69	16,391,580.88	109,292.00	177,283,735.05	47,166,979.12	10,468,942.91	55,143,592.76



Sr. No.	Particulars	Cost Price RS	Additions (01.04.18 to 30.09.18)	Additions (01.10.18 to 31.03.19)	Deletions during the year RS	Total Cost Price RS	W D V as on 31.03.2018 RS	Depreciation during the year RS	W D V as on 31.03.2019 RS
B	Furniture	79,690,718.95	1042186.67	3330657.95	102,500.00	83,961,063.57	23,868,722.52	3,971,060.72	24,168,006.42
C	Library Books								
1	Central Library	8,413,528.70	25296.00		-	8,438,824.70	427,769.76	113,266.44	339,799.32
2	Journals	8,068,943.56	-		-	8,068,943.56	895,007.93	223,751.98	671,255.94
3	Engineering UC								
a	chemical	545,234.00		202864.00	-	748,098.00	134,796.19	59,067.06	278,603.14
b	civil	391,112.00		88,339.00	-	459,451.00	224,776.14	64,736.41	228,378.73
c	computer	621,644.00		109,230.00	-	730,874.00	153,175.37	51,947.59	210,457.78
d	E&TC	805,752.00			-	805,752.00	330,005.62	82,501.40	247,504.21
e	Electronics	713,200.00		26248.00	-	739,448.00	177,714.22	47,709.55	156,252.66
f	Engineering Science	145,172.00		9,442.00	-	154,614.00	17,135.33	5,464.08	21,113.24
g	F Y B. tech	170,336.00		64,779.78	-	235,115.78	103,199.91	33,897.45	134,082.24
h	IT	572,327.00		78237.00	-	660,564.00	176,708.45	53,956.74	260,888.71
i	Mathematics	115,068.00		38,624.00	-	153,692.00	14,890.50	8,550.63	44,963.88
J	Mechanical	1,565,536.00		114845.85	-	1,700,381.85	795,213.04	213,408.99	697,649.90
4	Engineering PG								
a	Electronics	360,672.00		10,417.00	-	370,489.00	56,555.85	15,441.09	51,531.76
b	Computer	189,728.00			-	189,728.00	29,467.85	7,366.96	22,100.86
c	Mechanical	26,866.00			-	26,866.00	17,630.81	4,407.70	13,223.11
5	MBA	327,373.00			-	327,373.00	24,920.55	6,230.14	18,690.42
6	MCA	363,880.00			-	363,880.00	29,403.68	7,360.92	22,052.76
	Total	23,408,742.26	25,296.00	723,026.63	-	24,154,064.89	3,609,371.19	999,045.13	3,358,648.69



Sr. No	Particulars	Cost Price RS	Additions (01.04.18 to 30.09.18) RS	Additions (01.10.18 to 31.03.19)	Deletions during the year RS	Total Cost Price RS	W D V as on 31.03.2018 RS	Depreciation during the year RS	W D V as on 31.03.2019 RS
E	Vehicle								
1	Bus No. 1 MH 12 V 809E	466,400.00	-	-	-	466,400.00	21,267.51	3,190.13	18,077.38
2	Bus No. 2 MH 14 V 8286	848,779.00	-	-	-	848,779.00	84,176.31	12,626.45	71,549.86
3	Bus No. 03 Mh 14 V 829E	927,626.00	-	-	-	927,626.00	95,130.13	14,269.52	80,860.61
4	Bus No. .04 Mh 14 v 829E	927,626.00	-	-	-	927,626.00	95,130.13	14,269.52	80,860.61
5	Hero Honda Mh 14 AR 9614	48,939.00	-	-	-	48,939.00	5,917.28	887.59	5,029.69
6	Ford Ikon MH 14 BC 3582	551,683.00	-	-	-	551,683.00	92,320.33	13,848.05	78,472.28
7	Tata ACE MH 14 DM 984	370,119.00	-	-	-	370,119.00	139,589.89	20,938.48	118,651.41
8	Tata Sumo MH 14 DN 3841	725,053.00	-	-	-	725,053.00	313,657.48	47,048.62	266,608.86
9	Xylo MH 14 dN 382C	879,801.00	-	-	-	879,801.00	382,320.27	57,348.04	324,972.23
10	Maruti Claz Zxi MH 14 2057	1,037,030.00	-	-	-	1,037,030.00	636,866.41	95,529.96	541,336.45
11	Alto MH 14 FS 5616	373,080.00	-	-	-	373,080.00	293,334.15	44,000.12	249,334.03
12	Duet Mh14GV4892	59,033.58	-	-	-	59,033.58	54,806.06	8,190.91	46,415.15
13	Pleasure MH14GV4893	57,087.28	-	-	-	57,087.28	52,805.73	7,920.86	44,884.87
	Total	7,272,256.86	-	-	-	7,272,256.86	2,267,121.67	340,068.25	1,927,053.42



SCHEDULE NO. 7

ADVANCES

SR NO	PARTICULARS	AMOUNT RS.	AMOUNT RS.
A	Advances		
1	Salary Advance		160,835.00
2	Advances to party		7,785,378.24
3	Earn & Learn		65,406.00
4	QIP Workshop		10,690.00
5	Advance to staff		106,162.00
6	NPTL Workshop		1,458.00
7	Word Skill Competition - 2019		124,778.25
8	Seed Money - SERB Grant		3,629.60
B	Deposits		
1	Gas	4000.00	
2	Gas Cylinder	38000.00	
3	ladies hostel -1	20000.00	
4	MSEB	1345680.00	
5	PWD	10000.00	1,415,680.00
TOTAL RS.			9,674,017.09

SCHEDULE NO. 8

INCOME OUTSTANDING

SR. NO.	PARTICULARS	AMOUNT RS.	AMOUNT RS.
1	Fees receivable from social welfare		94,563,347.50
2	Fees receivable from students		1,913,013.00
3	DTE Receivable 2017-18		12,000.00
3	Electricity Charges-Chandramukhi		474,174.00
4	Electricity Charges-Union Bank of India		4,095.00
5	Rent Receivable -Dnyraj Services		-
6	Electricity Charges-Dnyanraj Xerox Shop		47,502.00
TOTAL RS.			97,014,131.50



**SCHEDULE NO. 9
CASH & BANK ACCOUNTS**

SR.NO.	PARTICULARS	AMOUNT RS.	AMOUNT RS.
1	Cash in Hand		2,566.00
2	Cash at Bank		
	A Bank of India		
	BOI A/c No. 062910110001064	79,090.04	
	BOI A/c No. 062910110001065	50,962.00	
	BOI A/c No. 062910110001026	307,531.40	
	BOI A/c No. 062910110000352	242,559.70	
	BOI A/c No. 062910110000355	1,040,052.37	
	BOI A/c No. 062910110000356	15,332.80	
	BOI A/c No. 062910110000357	38,745.75	
	BOI A/c No. 062910110000358	211,145.21	
	BOI A/c No. 062920110000009	825,524.14	2,810,943.41
	B Bank of Maharashtra		
	BOM - 60087174785		1,358,888.98
	C Union Bank of India		
	UBI A/c No. :446402011001335	1,399,331.28	
	UBI A/c No. : 446402011001926	5,701.00	
	UBI A/c No. -446402011000002	50,900.57	
	UBI A/c No. 446404011022012	1,342,997.45	
	UBI A/c No. 587802010000415	2,703,870.09	
	UBI A/c No. 587802010012930	1,152.00	5,503,952.39
	TOTAL RS.		9,676,350.78



SCHEDULE NO. 10
EXPENDITURE ON OBJECT OF THE TRUST

SR. NO	PARTICULARS	AMOUNT RS.
1	Salary Teaching	167,589,249.00
2	Salary Non -Teaching	83,351,544.00
3	Honorarium /Professional Fees	8,112,314.57
4	House Keeping, security and garden	23,466,127.74
5	CPF Employer cont	8,715,537.00
6	PF admin charges	375,681.00
7	Advertisement Expenses	1,230,235.43
8	Affiliation, Certification & Mem	2,004,357.00
9	Audit Fees	81,416.00
10	Bank Commission & Charges	64,643.24
11	Building Insurance	37,000.00
12	Concession Granted	818,111.00
13	Consumable	1,006,712.55
14	Campus maintenance	196,660.00
15	Electricity Charges	7,159,192.87
16	Electrical Expenses	36,670.18
17	Exam Exp	394,756.31
18	Generator Expenses	901,192.00
19	Gratuity	4,458,842.15
20	Industrial Visit	429,096.62
21	Office Expenses	1,528,569.85
22	Placement Expenses	3,242,540.53
23	Postage and Courier	35,529.31
24	Printing and Stationery	3,441,598.46
25	Property Tax	1,886,041.00
26	Repairs to equipment	3,859,408.83
27	Repairs to building	761,920.51
28	Research Expenses	499,492.00
29	Interest overdraft	8,791,637.00
30	Interest on Equipment loan	953,050.00
31	Interest on Loan	3,805,840.69
32	Staff Training	770,816.08
33	Staff Welfare	849,332.36
34	vehicle maintenance	1,148,196.97
35	Student Seminar & Proj	825,733.31
36	Telephone	458,670.73
37	Internet charges	1,998,883.77
38	Travelling	3,414,549.37
39	Conveyance	407,988.00
40	Rent Sports Ground	1,528,125.00
41	Water Charges	143,386.90



SCHEDULE NO. 10
EXPENDITURE ON OBJECT OF THE TRUST

SR NO.	PARTICULARS	AMOUNT RS.
42	Fees Not Recoverable	1,129,448.00
43	Journals & Subscriptions	1,769,469.38
44	Mis Exp	22,526.13
45	Student Activities	
a	Add on Course	28,160.00
b	Firodiya karandak	368,999.09
c	Gathering Expenses	2,014,681.49
d	Robocon Expenses	143,640.10
e	SAE BAJA	543,813.28
f	Student Sports Activity	201,408.20
g	Departmental Student Activities	726,750.56
h	Robocon College Team 2019	280,568.98
i	Quad-Copter Competition	79,018.99
j	Gymkhana Expenses	45,681.00
k	Aero Modelling Competition	88,999.00
l	Mitsubishi Electric Cup 2018	47,082.00
m	ESI Competition	70,800.00
		4,639,602.69
	Total	357,940,694.54



SCHEDULE NO. 11
INCOME FROM OTHER SOURCES

SR. NO	PARTICULARS	AMOUNT RS.	AMOUNT RS
1	Fees Engineering UG Tuition Development	320,745,416.00 36,705,903.00	357,451,319.00
2	Fees Engineering PG Tuition Development	4,520,363.00 474,637.00	4,995,000.00
3	University Fees		2,099,504.00
4	Cancellation Charges -(18-19)		45,761.00
5	Bank Interest Received		503,518.00
6	Ajan Vruksha - prize		8,946.50
	TOTAL RS.		365,102,048.50



**MAEER's
MIT Academy of Engineering
Alandi, Pune**

**S. No. 124, Kothrud, Pune – 411038
Maharashtra State, India.**

**Statement of Accounts for the year ended
31st March, 2018**

**M/s. A. H. Joshi & Co.
Chartered Accountants**

**Neelam, Sadashiv Peth,
Natubag, Pune 411030**

Audit report for the Financial year 2017-18

To,

The Executive President and Managing Trustee

MAEER Pune 38

Sir,

Sub: Audit report for the Financial year 2017-18 in respect of MAEER's
Maharashtra Academy of Engineering, Alandi(D)

1. We have examined the balance sheet as on 31/03/2018 and the Income and Expenditure account for the period beginning from 1/4/2017 to ending on 31/03/2018, attached herewith, of MAEER's Maharashtra Academy of Engineering, At Dehu Phata, Alandi (Devachi) Taluka Khed, Pune -412105 PAN – AAAAM1206F.
2. We have examined the books of accounts maintained by the said unit and certify that proper books of accounts are kept by the same.
3. We certify that the method of accounting followed by the unit is of accrual basis.
4. We have obtained all the information and explanation which were necessary for the purpose of audit.
5. We certify that the accounts of the trust are submitted by following applicable accounting standards and give a true and fair representation of segment reporting.
6. We certify that proper books of accounts are kept by the trust and every unit.
7. In our opinion and according to the information and explanation provided to us, the accounts give a true and fair view of:

"A. In case of Balance sheet, the state of affairs of the unit as at 31st March 2018
B. In case of Income and Expenditure account, the surplus/ deficit of the unit for the year ended on that date."



FOR A. H. JOSHI & CO.
CHARTERED ACCOUNTANTS

S. A. JOSHI
(Partner)
Membership No. 937772

THE BOMBAY PUBLIC TRUSTS ACT, 1950
SCHEDULE VIII (Vide Rule 17(1))


Name of the Public Trust: MAEER's MIT Academy of Engineering, Alandi, Pune
Address: C/o. MAEER, S. No. 124, Kathrud, Pune - 411038.
Registration No. F-2555

BALANCE SHEET AS AT 31TH MARCH, 2018

FUNDS AND LIABILITIES	SCH NO	RS.	RS.	PROPERTIES AND ASSETS	SCH NO	RS.	RS.
TRUST FUNDS FOR CORPUS	-			IMMOVABLE PROPERTIES (AT COST)	4		66,632,460.00
OTHER EARMARKED FUNDS (Created under the provisions of the Trust deed or scheme out of the	-			INVESTMENTS: (Market value of the above investments of Rs.)	5		6,688,153.00
LOANS (SECURED OR UNSECURED)	1		141,380,676.00	FURNITURE AND FIXTURES:	6		79,243,098.00
LIABILITIES:	2		120,096,136.00	LOANS (SECURED OR UNSECURED)	-		
INCOME AND EXPENDITURE ACCOUNT	-			ADVANCES	7		4,995,216.00
INTER INSTITUTIONAL BALANCES	3		17,767,761.00	INCOME OUTSTANDING:	8		114,359,595.00
				CASH AND BANK BALANCES	9		7,966,251.00
				INCOME AND EXPENDITURE ACCOUNT	-		
TOTAL RS.			279,814,773.00	TOTAL RS.			279,814,773.00

The above Balance sheet to the best of my/our belief contains a true account of the funds and liabilities and of the property and Assets of the Trust

AS PER OUR REPORT OF EVEN DATE


Executive President & Managing Trustee
Maharashtra Academy of Engineering
And Educational Research
Pune - 411 038





FOR A M JAIN & CO.
Chartered Accountants
Mumbai
Registration No. 201772

THE BOMBAY PUBLIC TRUSTS ACT, 1950
SCHEDULE VII [Vide Rule 17(1)]

Name of the Public Trust: MAER's MIT Academy of Engineering, Alandi, Pune
Address: C/o. MAER, S. No. 124, Kothrud, Pune - 411038.
Registration No. F-2555

INCOME AND EXPENDITURE ACCOUNT FOR THE YEAR ENDING 31.03.2018

EXPENDITURE	SCH NO.	RS.	RS.	INCOME	SCH NO.	RS.	RS.
TO EXPENDITURE IN RESPECT OF PROPERTIES	-			BY RENT	-		
TO ESTABLISHMENT EXPENSES	-			BY INTEREST	-		
TO REMUNERATION TO TRUSTEES	-			BY DIVIDEND	-		
TO LEGAL EXPENSES	-			BY DONATIONS IN CASH OR KIND	-		
TO AUDIT FEES	-			BY GRANTS	-		
TO CONTRIBUTION AND FEES	-			BY INCOME FROM OTHER SOURCES	11		343,850,507.00
TO AMOUNTS WRITTEN OFF	-						
TO MISCELLANEOUS EXPENSES	-			BY TRANSFER FROM RESERVE			
TO DEPRECIATION	480		21,005,980.48				
TO AMOUNT TRANSFERRED TO RESERVE OR SPECIFIC FUNDS	-			BY EXCESS OF EXPENDITURE OVER INCOME	3		16,211,266.37
TO EXPENDITURE ON OBJECT OF TRUST	10		339,055,882.89				
TOTAL RS.			360,061,863.37	TOTAL RS.			360,061,863.37


Executive President & Managing Trustee
Maharashtra Academy of Engineering
And Educational Research
Pune - 411 038



FOR A. S. JOSHI & CO
CHARTERED ACCOUNTANTS
A. S. JOSHI
Chartered Accountant
Membership No. 52772

SCHEDULE NO. 1
SECURED & UNSECURED LOANS
Balances in Current Bank Accounts

SR. NO.	PARTICULARS	AMOUNT RS.	AMOUNT RS.
<u>Secured Loans</u>			
1	The Federal Bank Ltd. TL 1 No.2516 Less: Repayment Addition	6,080,292.87 6,080,292.87 <u>2,439,980.33</u>	 2,439,980.33
2	The Federal Bank Ltd. TL2 No. 2581 Less: Repayment Addition	14,792,818.00 14,792,818.00 <u>11,391,577.00</u>	 11,391,577.00
3	The Federal Bank Ltd. TL 3 2631 Less: Repayment Addition	9,927,061.00 9,927,061.00 <u>8,001,408.00</u>	 8,001,408.00
4	BP BOI OD 8658(144) Less: Repayment	19,765,452.00 19,765,452.00	 -
5	BP Federal Bank OD 2086 Less: Repayment Addition	17,404,469.00 17,404,469.00 <u>19,539,725.07</u>	 19,539,725.07
	B P Federal TL A/c 2698 (35)		39,117,627.90
6	BP HDFC OD A/c 00070120000575 Less: Repayment Addition	18,878,416.00 18,878,416.00 <u>22,352,930.23</u>	 22,352,930.23
7	BP HDFC STL A/c No. 007LN10170310003 Less: Repayment Addition	36,066,951.00 35,066,951.00 <u>39,117,627.90</u>	 39,117,627.90
TOTAL RS.			141,960,876.43



SCHEDULE NO. 2

LIABILITIES

SR. NO.	PARTICULARS	AMOUNT RS.	AMOUNT RS.
A	Provisions		22,881,418.00
B	Sundry Creditors (as per list)		12,799,850.83
C	Deposits		
1	Caution Money	341,500.00	
2	Hostel Deposit	125,000.00	
3	Xerox Shop	75,000.00	541,500.00
D	Scholarships		1,401,969.00
E	Fees to be adjusted/ refunded		14,963,558.00
F	Grants		395,289.72
G	Other Liabilities		
1	University Exam Reval.	241,042.00	
2	Alumni	4,928,835.00	
3	Eligibility Fees	100,720.00	
4	Examination Fees	557,928.00	
5	IEEE	1,305,657.00	
6	Other Deduction	1,800,579.00	
7	QIP- State Level Seminar (IT Enable Green India) IT	40,645.00	
8	Sponsorship - Mech	25,000.00	
9	World Wide ITES (Online Exam)	10,317.00	
10	World Skill India Competition(Mobile Robotics)	695,052.30	
11	NPTL Workshop (Library)	3,000.00	
12	CET	41,102.00	
13	Tahsildar	8,487.00	9,758,344.30
	Staff Advance		180,024.00



SR. NO.	PARTICULARS	AMOUNT RS.	AMOUNT RS.
H	Gratuity	27,538,937.00	
	Paid during the year	381,439.00	
	Addition during the year	<u>4,959,816.85</u>	32,117,314.85
I	Departmental Fund		5,609,885.09
J	University Exam		825,710.60
K	Duties & Taxes		2,370,988.34
L	F Y B. Tech		14,365,682.00
	Fees - Certification Courses (Adv Recd)		1,904,601.00
TOTAL RS.			120,096,135.73

SCHEDULE NO. 3
INTER INSTITUTIONAL BALANCES

SR. NO.	PARTICULARS	AMOUNT RS.	AMOUNT RS.
1	MAEER		
	Opening Balance (Cr.)	25,704,988.28	
	Add: Receipts from MAEER	473,360,340.48	
	Less: Payments to MAEER	<u>465,156,301.43</u>	33,969,027.33
	Less: Excess of expenditure over income transferred from Income & Expenditure		16,211,266.37
TOTAL RS.			17,757,760.96



SCHEDULE NO. 4

IMMOVABLE PROPERTIES

Sr. No.	Particulars	Cost Price RS	Additions during the year RS	Transfer / W off during the year RS	Total RS	W D V as on 31.03.2017 RS	WDV Transfer	Depreciation during the year 10% RS	W D V as on 31.03.2018 RS
A	Land	13,167,774.50	-	-	13,167,774.50	13,167,774.50		-	13,167,774.50
	TOTAL A	13,167,774.50	-	-	13,167,774.50	13,167,774.50		-	13,167,774.50
B	Building								
1	College	26,615,717.00			26,615,717.00	6,570,317.70		657,031.77	5,913,285.93
2	Library	12,288,436.50			12,288,436.50	3,584,319.00		358,431.90	3,225,887.10
3	Boys Hostel	36,609,136.44			36,609,136.44	11,168,336.00		1,116,633.60	10,049,702.40
4	Road Work	2,470,604.00			2,470,604.00	941,442.30		94,144.23	847,298.07
5	Staff Quarters	11,723.00			11,723.00	2,979.00		297.90	2,681.10
6	Workshop	5,540,786.00			5,540,786.00	1,424,740.50		142,474.05	1,282,266.45
7	Compound Wall	1,110,651.00			1,110,651.00	361,099.80		36,108.98	324,989.82
8	Sports Ground	1,599,564.00			1,599,564.00	775,200.60		77,520.06	697,680.54
9	Parking	4,226,996.00			4,226,996.00	2,490,617.70		249,061.77	2,241,555.93
10	New Workshop	6,440,072.00			6,440,072.00	2,044,932.30		204,493.23	1,840,439.07
11	North Block	34,557,570.98			34,557,570.98	12,574,952.10		1,257,495.21	11,317,456.89
12	Library Extension	18,223,597.00	2,374,945.20		20,598,542.20	13,285,001.70		782,997.35	14,876,949.56
13	Civil	-	888,939.00		888,939.00	-		44,446.95	844,492.05
	TOTAL B	149,694,853.92	3,263,884.20	-	152,958,738.12	55,221,938.70	-	5,021,138.00	53,464,684.90
	TOTAL (A + B)	162,862,628.42	3,263,884.20	-	166,126,512.62	68,389,713.20	-	5,021,138.00	66,632,459.40



SCHEDULE NO. 5

INVESTMENTS

SR. NO.	PARTICULARS	AMOUNT RS.	AMOUNT RS.
1	College -Investment UBI-FDR. No.587803030001169 - 25.2.2016 Xerox Shop		75,000.00
2	DTE Investment BOI - 050645110008051(13.2.2014)(16.10.18)FE BOI - 050645110008053(13.02.2014)(16.10.2018)SE BOI-FDR-053045110002286(14.7.2024)SEdirect,Civil,ME BOI-FDR-053045110002941(15.7.2020)ME ETX BOI-FDR053045110002942(15.7.2020)ME Comp FDR 053045110002863(13.5.2015-13.5.2020)TE&BE FDR053045110002864(13.5.2015-13.5.2020)TE&BE FDR 587803030002632 (19.7.2017) (19.7.2022) Intake UBI- FDR-587803030000891 (30.5.2023)Increase in Int	1,609,330.58 803,822.82 1,200,000.00 200,000.00 200,000.00 500,000.00 500,000.00 700,000.00 300,000.00	6,013,153.40
3	S.P.Pune University-Investment BOI-053045110001119 - 10.01.17		500,000.00
TOTAL RS.			6,588,153.40



SCHEDULE NO. 8

FURNITURE, FIXTURES AND OTHER ASSETS

Sr. No.	Particulars	Cost Price	Additions during the year	Deletions during the year	Total Cost Price	W D V as on 31.03.2017	Depreciation during the year	W D V as on 31.03.2018
		RS	RS	RS	RS	RS	RS	RS
A	Equipment	152,457,718.81	6,402,426.67	9,000.00	158,851,145.48	50,886,538.35	9,011,056.00	47,168,079.09
B	Furniture & Fixture	74,448,802.11	5,241,916.84	-	79,690,718.95	22,809,395.95	4,182,590.27	23,868,722.62
C	Library Books	22,721,091.26	884,651.00	-	23,405,742.26	4,013,816.25	1,069,095.06	3,609,371.18
D	Motor & Pumpset	35,035.00	-	-	35,035.00	2,338.35	350.75	1,667.60
E	Plant & Machinery	2,017,798.00	-	-	2,017,798.00	948,886.20	142,354.68	806,564.32
F	Vehicles	7,158,136.00	116,120.86	-	7,272,256.86	2,640,836.10	389,834.34	2,267,121.67
G	Models & Charts	35,413.00	-	-	35,413.00	2,178.55	326.78	1,851.77
H	DG Set	3,455,657.00	-	-	3,455,657.00	1,117,829.90	167,674.40	950,155.41
I	Water Treatment Plant	1,137,991.00	-	-	1,137,991.00	648,595.90	97,289.30	581,306.51
J	Bio Gas Plant	31,000.00	-	-	31,000.00	22,397.50	3,358.63	19,037.88
TOTAL RS:		263,496,642.18	12,445,115.37	9,000.00	275,932,757.55	82,791,826.16	15,964,842.48	79,243,697.96



Sr No.	Particulars	Cost Price	Additions (01.04.17 to 30.06.17)	Additions (01.10.17 to 31.03.18)	Deletions during the year	Total Cost Price	W D V as on 31.03.2017	Depreciation during the year	W D V as on 31.03.2018
		RS	RS	RS	RS	RS	RS	RS	RS
A	Equipment								
1	Air Conditioner	2,339,770.00			-	2,339,770.00	280,023.30	43,138.50	238,784.81
2	Applied Mechanical	83,020.00			-	83,020.00	4,916.06	677.41	3,838.64
3	Basic Engineering	284,038.00			-	284,038.00	88,792.70	13,318.91	75,473.80
4	Canteen	555,773.00			-	555,773.00	65,540.95	9,631.14	55,709.81
5	Chemical	6,149,631.00	105039.54		-	6,255,570.54	2,252,105.00	383,708.60	2,004,337.86
6	Civil	4,110,949.00	1214244.80	274854.40	-	5,900,048.20	3,118,554.28	570,933.94	3,937,119.53
7	Computer Engineering	26,447,747.00	115194.00	69620.00	-	26,632,561.00	5,574,405.38	858,601.41	4,900,587.87
8	ESTC	15,848,803.60	807920.00	176292.00	-	16,831,015.60	5,317,771.70	332,075.66	5,366,908.06
9	Electrical	622,765.00			-	622,765.00	469,549.30	73,447.40	416,201.91
10	Electrical Lab	858,154.00			-	858,154.00	154,798.00	23,219.79	131,578.91
11	Electronics	6,279,029.00			-	6,279,029.00	975,755.75	148,369.36	829,426.39
12	Engineering sciences	903,881.00	22776.09		-	926,657.09	94,679.80	17,618.38	89,837.51
13	Engineering sciences/QIP	-			-	-	315,290.90	47,293.58	267,995.93
14	Equipment ETX	8,637,293.00	233047.20	353167.20	-	9,423,627.40	3,040,018.58	518,348.91	3,113,904.07
15	Estabe	128,236.00			-	128,236.00	102,426.60	15,363.99	87,082.81
16	Exam	377,446.06	30432.00	1267085.14	-	1,464,961.14	338,480.00	134,613.54	1,291,351.66
17	F.Y.B.Tech	12,860.00			-	12,860.00	11,710.50	1,796.58	9,933.93
18	Garden	575,500.00			-	575,500.00	85,668.10	12,850.22	72,817.89
19	Gymkhana	511,417.00			-	511,417.00	147,894.35	22,188.15	125,786.20
20	Hostel	5,148,887.00			-	5,148,887.00	1,725,114.95	258,767.24	1,486,347.71
21	HPD	50,435.00		12900.00	-	63,335.00	40,180.60	6,982.94	46,076.66
22	Information & Technology	1,516,876.00	221332.00		-	1,738,210.00	582,649.28	122,087.19	691,884.08
23	Internet centre	65,876.00			-	65,876.00	47,505.75	7,138.35	40,466.39
24	Library	600,521.00			-	600,521.00	117,759.00	17,683.85	100,095.15
25	Maths	104,492.00			-	104,492.00	22,284.45	3,342.67	18,941.78
26	MBA	880,053.00			-	880,053.00	140,792.10	21,117.32	119,664.79
27	MCA	322,658.00			-	322,658.00	101,570.75	15,235.61	86,335.14
28	Mechanical Engineering	10,600,412.00	791298.30		-	11,390,708.30	4,682,963.55	806,137.03	4,508,108.82
29	M. Tech	19,789.00			-	19,789.00	18,286.33	2,742.95	16,543.38
30	Office	3,272,025.00	88826.00		-	3,359,751.00	1,189,178.85	188,400.73	1,067,804.12
31	Physics Dept.	590,155.00			-	590,155.00	87,002.00	14,550.20	82,481.70



Sr No	Particulars	Cost Price RS	Additions (01.04.17 to 30.06.17) RS	Additions (01.10.17 to 31.03.18) RS	Deletions during the year RS	Total Cost Price RS	W D V as on 31.03.2017 RS	Depreciation during the year RS	W D V as on 31.03.2018 RS
32	Projector	362,483.00			-	362,483.00	25,984.15	4,347.62	24,636.53
33	Student section	1,215,480.00			-	1,215,480.00	86,017.45	12,902.62	73,114.83
34	UPS	3,838,085.00			-	3,838,085.00	1,912,608.95	266,676.34	1,625,632.61
35	Workshop	8,974,229.00	13393.00		-	8,987,622.00	2,526,935.45	381,049.42	2,159,280.03
Total - A		107,087,548.80	2,642,406.93	1,943,936.74	-	112,683,886.27	36,674,882.08	6,043,387.71	35,217,832.04
B Computer & Software									
1	Chemical lab (computers)	1,757,006.00			-	1,757,006.00	389,730.00	97,432.60	290,297.50
2	Civil (computer)	2,279,456.00			-	2,279,456.00	1,291,549.00	322,687.25	968,861.75
3	Computer (Computer)	1,267,875.00			-	1,267,875.00	695,634.75	186,408.69	499,226.06
4	E&TC Computer	3,098,195.50			-	3,098,195.50	812,796.75	203,199.19	600,597.56
5	Electronics lab computers	1,691,381.00			-	1,691,381.00	420,305.25	106,076.31	315,228.94
6	Engineering 3c Computer	288,555.00			-	288,555.00	64,899.00	16,224.75	48,674.25
7	estate computer	33,975.00			-	33,975.00	17,837.25	4,459.31	13,377.04
8	Exam (Computer)	938,950.00			-	938,950.00	821,561.25	205,395.31	616,185.94
9	F Y B.Tech (Computer)	999,916.00			-	999,916.00	674,926.50	218,731.63	656,194.88
10	HPD (Computer)	662,333.00	29090.00		-	691,423.00	642,041.38	217,762.84	653,348.53
11	HRD computers	91,762.50			-	91,762.50	22,446.00	5,611.50	16,834.50
12	Internet centre computers	6,135,930.50			-	6,135,930.50	1,333,923.38	333,480.69	1,000,441.78
13	IT computers	5,702,689.50			-	5,702,689.50	1,252,491.75	313,122.94	839,368.81
14	Library computers	714,127.50			-	714,127.50	311,989.75	77,996.44	233,988.31
15	MBA computers	49,773.00			-	49,773.00	4,786.50	1,196.63	3,589.88
16	MCA computers	1,584,930.00			-	1,584,930.00	220,284.75	55,071.19	165,213.56
17	Office computer	1,829,325.00		236480.00	-	1,829,715.00	304,872.00	105,779.25	435,682.75
18	Student section computer	236,590.00			-	236,590.00	44,150.25	11,037.58	33,112.68
19	Workshop computers	111,326.50			-	111,326.50	28,447.50	7,111.88	21,335.63
20	Mechanical computers	3,150,897.00			-	3,150,897.00	713,626.00	178,456.50	535,969.50
21	Training & Placement com	49,773.00			-	49,773.00	4,786.50	1,196.63	3,589.88
22	Software	12,947,530.21	100300.00	450206.00	9000.00	13,489,036.21	4,567,356.78	1,220,940.32	3,887,625.46
Total - B		48,360,170.21	129,390.00	686,699.00	9,000.00	48,167,259.21	18,919,657.28	3,868,889.19	11,949,147.08
Total A + B		152,457,718.81	3,771,796.93	2,630,635.74	9,000.00	158,861,145.48	50,895,539.35	9,911,986.90	47,166,979.09



Sr. No.	Particulars	Cost Price RS	Additions (01.04.17 to 30.09.17) RS	Additions (01.10.17 to 31.03.18) RS	Deletions during the year RS	Total Cost Price RS	WD V as on 31.03.2017 RS	Depreciation during the year RS	WD V as on 31.03.2018 RS
B	Furniture	74,448,802.11	4907161.46	334755.38		79,690,718.95	22,809,395.95	4,182,590.27	23,868,722.52
C	Library Books								
1	Central Library	8,405,552.70	479.00	7497.00	-	8,413,528.70	561,134.18	141,340.42	427,769.76
2	Journals	8,068,943.56			-	8,068,943.56	1,193,343.90	298,335.98	895,007.93
	3 Engineering UG								
a	chemical	543,044.00		2190.00	-	545,234.00	177,173.25	44,567.06	134,796.19
b	civil	391,112.00			-	391,112.00	299,701.53	74,925.38	224,776.14
c	computer	621,644.00			-	621,644.00	204,233.83	51,058.46	153,175.37
d	E&TC	628,112.00		177640.00	-	805,752.00	232,760.83	80,395.21	330,005.62
e	Electronics	671,064.00		42136.00	-	713,200.00	187,793.63	52,215.41	177,714.22
f	Engineering Science	145,172.00			-	145,172.00	22,847.10	5,711.78	17,135.33
g	F Y B. tech	170,336.00			-	170,336.00	137,599.88	34,399.97	103,199.91
h	IT	478,144.00		94183.00	-	572,327.00	125,731.10	43,205.65	176,708.45
i	Mathematics	115,058.00			-	115,058.00	19,854.00	4,963.50	14,890.50
J	Mechanical	1,225,010.00		360526.00	-	1,585,536.00	641,003.73	205,316.68	796,213.04
	4 Engineering PG								
a	Electronics	360,072.00			-	360,072.00	75,407.80	18,851.95	56,555.85
b	Computer	189,728.00			-	189,728.00	39,290.48	9,822.62	29,467.86
c	Mechanical	26,866.00			-	26,866.00	23,507.75	5,876.94	17,630.81
5	MBA	327,373.00			-	327,373.00	33,227.40	8,306.85	24,920.55
6	MCA	353,860.00			-	353,860.00	39,204.90	9,801.23	29,403.68
	Total	22,721,091.26	479.00	684,172.00	-	23,405,742.26	4,013,815.25	1,089,095.06	3,609,371.19



Sr. No.	Particulars	Cost Price	Additions (01.04.17 to 30.09.17)	Additions (01.10.17 to 31.03.18)	Deletions during the year	Total Cost Price	W D V as on 31.03.2017	Depreciation during the year	W D V as on 31.03.2018
		RS	RS	RS	RS	RS	RS	RS	RS
F	Vehicle								
1	Bus No. 1 MH 12 V 8055	466,400.00	-	-	-	466,400.00	25,020.60	2,753.05	21,267.51
2	Bus No. 2 MH 14 V 8266	648,779.00	-	-	-	648,779.00	99,030.95	14,894.84	84,176.31
3	Bus No. 03 MH 14 V 8295	927,626.00	-	-	-	927,626.00	111,917.80	16,787.67	95,130.13
4	Bus No. 04 MH 14 V 8290	927,626.00	-	-	-	927,626.00	111,917.60	16,787.67	95,130.13
5	Hero Honda MH 14 AR 9814	48,939.00	-	-	-	48,939.00	6,981.50	1,044.23	5,917.28
6	Ford Ikon MH 14 BC 3582	551,683.00	-	-	-	551,683.00	106,812.16	16,261.62	90,320.33
7	Tata ACE MH 14 DM 984	370,119.00	-	-	-	370,119.00	104,223.40	24,633.51	130,589.89
8	Tata Sumo MH 14 DN 3841	725,053.00	-	-	-	725,053.00	369,008.80	65,351.32	313,657.48
9	Xylo MH 14 dH 3820	879,801.00	-	-	-	879,801.00	449,788.55	67,468.28	382,330.27
10	Maruti Ciaz Zxi MH 14 2067	1,037,030.00	-	-	-	1,037,030.00	749,254.60	112,388.19	638,866.41
11	Aho MH 14 FS 561E	373,080.00	-	-	-	373,080.00	345,098.00	51,754.85	293,334.15
12	Duel MH14GV4892	-	-	59,033.56	-	59,033.56	-	4,427.52	54,606.06
13	Peatone MH14GV4893	-	-	57,087.28	-	57,087.28	-	4,281.55	52,805.73
	Total	7,166,136.00	-	116,120.84	-	7,272,256.84	2,540,535.15	389,834.34	2,267,121.87



SCHEDULE NO. 7

ADVANCES

SR. NO.	PARTICULARS	AMOUNT RS.	AMOUNT RS.
A	Advances		
1	Salary Advance		45,000.00
2	Advances to party		2,789,126.00
3	Earn & Learn		61,060.00
4	QIP Workshop		10,690.00
5	MIT Society		617,253.00
6	Technology Entrepreneurship Development Programme		11,896.20
7	Advance to staff		44,511.00
B	Deposits		
1	Gas	4000.00	
2	Gas Cylinder	36000.00	
3	ladies hostel -1	20000.00	
4	MSEB	1345680.00	
5	PWD	10000.00	1,415,680.00
TOTAL RS.			4,995,216.20

SCHEDULE NO. 8

INCOME OUTSTANDING

SR. NO.	PARTICULARS	AMOUNT RS.	AMOUNT RS.
1	Fees receivable from social welfare		110,919,550.00
2	Fees receivable from students		3,067,393.00
3	DTE Receivable 2017-18		12,000.00
3	Electricity Charges-Chandramukhi		294,453.00
4	Electricity Charges-Union Bank of India		4,095.00
5	Rent Receivable -Dnyraj Services		41,125.00
6	Electricity Charges-Dnyanraj Xerox Shop		20,979.00
TOTAL RS.			114,359,595.00



SCHEDULE NO. 9
CASH & BANK ACCOUNTS

SR. NO.	PARTICULARS	AMOUNT RS.	AMOUNT RS.
1	Cash in Hand		174,726.00
2	Cash at Bank		
A	Bank of India		
	BOI A/c No. 062910110001064	17,297.00	
	BOI A/c No. 062910110001065	80,055.00	
	BOI A/c No. 062910110001026	249,783.18	
	BOI A/c No. 062910110000352	1,279,389.53	
	BOI A/c No. 062910110000355	1,759,330.83	
	BOI A/c No. 062910110000356	4,404.82	
	BOI A/c No. 062910110000357	37,418.75	
	BOI A/c No. 062910110000358	438,430.15	
	BOI A/c No. 062920110000009	454,136.13	4,318,245.39
B	Bank of Maharashtra		
	BOM - 60087174785		834,757.00
C	Union Bank of India		
	UBI A/c No. 446402011001335	759,238.28	
	UBI A/c No. 446402011001926	5,388.00	
	UBI A/c No. 446402011000002	34,671.57	
	UBI A/c No. 446404011022012	150,885.99	
	UBI A/c No. 587802010000415	1,717,245.93	
	UBI A/c No. 587802010012930	1,093.00	2,668,522.77
TOTAL RS.			7,996,251.16



SCHEDULE NO. 10
EXPENDITURE ON OBJECT OF THE TRUST

SR. NO.	PARTICULARS	AMOUNT RS.
1	Salary Teaching	157,718,670.00
2	Salary Non -Teaching	72,308,210.00
3	Honorarium /Professional Fees	6,264,824.00
4	House Keeping, security and garden	21,500,328.72
5	CPF Employer cont	8,624,567.00
6	PF admin charges	462,943.00
7	Advertisement Expenses	2,463,101.82
8	Affiliation, Certification & Mem.	999,749.42
9	Audit Fees	47,117.00
10	Bank Commission & Charges	41,950.42
11	Building Insurance	43,145.00
12	Concession Granted	487,883.00
13	Consumable	1,121,953.70
14	Campus maintenance	18,239.99
15	Electricity Charges	5,763,655.00
16	Electrical Expenses	425,399.64
17	Exam Exp.	399,103.93
18	Generator Expenses	817,817.00
19	Gratuity	4,959,816.85
20	Industrial Visit	431,561.63
21	Office Expenses	2,541,113.37
22	Placement Expenses	3,921,882.65
23	Postage and Courier	40,365.74
24	Printing and Stationery	2,073,429.89
25	Property Tax	2,542,999.00
26	Repairs to equipment	3,526,731.66
27	Repairs to building	1,839,424.90
28	Research Expenses	57,935.00
29	Interest on TDS	4,175.00
30	Interest overdraft	6,661,070.06
31	Interest on Equipment loan	1,816,115.00
32	Interest on Loan	4,139,783.01
33	Staff Training	2,027,821.28
34	Staff Welfare	296,681.24
35	vehicle maintenance	591,151.17
36	Student Seminar & Proj	1,406,217.86
37	Telephone	579,617.36
38	Internet charges	2,838,031.50
39	Travelling	3,747,822.47
40	Conveyance	399,775.00
41	Rent Sports Ground	375,000.00
42	Scholarship/Freeship Refund	600,974.00
43	Water Charges	77,152.76



SR. NO.	PARTICULARS	AMOUNT RS.
44	Fees Not Recoverable	547,062.00
45	Journals & Subscriptions	127,983.00
46	Party Advance Not Recoverable	193,345.00
47	Mis Exp	64,485.03
48	Student Activities	
a	Add on Course	441,100.00
c	Firodiya karandak	403,959.00
d	Gathering Expenses	1,057,393.03
e	Robocon Expenses	5,058,515.68
f	SAE BAJA 2017-18	607,724.88
g	Student Sports Activity	317,414.80
h	Departmental Student Activities	1,189,606.58
i	Robocon College Team 2018	345,220.45
j	News Letter	43,355.20
k	BE Farewell	73,139.00
l	College Magazine	308,728.00
m	Gymkhana Expenses	1,185,294.20
n	ESI Competition (2018)	86,250.00
		<u>11,117,700.82</u>
Total		339,055,882.89

**SCHEDULE NO. 11
INCOME FROM OTHER SOURCES**

SR. NO.	PARTICULARS	AMOUNT RS.	AMOUNT RS.
1	Fees Engineering UG		
	Tuition	305,841,831.00	
	Development	<u>31,691,450.00</u>	337,533,281.00
2	Fees Engineering PG		
	Tuition	3,543,195.00	
	Development	<u>354,305.00</u>	3,897,500.00
3	Phd Fees		236,800.00
4	University Fees		1,528,057.00
5	Cancellation Charges -(17-18)		322,582.00
6	Bank Interest Received		332,377.00
TOTAL RS.			343,850,597.00

