

**6.4.1-Institution conducts internal and external financial audits regularly**



**Dr. Mahesh D. Goudar**  
**Director,**  
**MITAoE, Alandi,**  
**Pune.**

**DIRECTOR**  
**MIT Academy of Engineering**  
**Alandi (D.), Pune-412 105,**

Financial Committee Meeting  
2021-22

**FINANCE COMMITTEE MEETING**



**Member list**

| Sl. No. | Name of the Committee Members   | Profile   | Designation   |
|---------|---------------------------------|---|---|
| 1.      | Dr. Mahesh Goudar               | Director, MIT Academy of Engineering                            | Chairman  |
| 2.      | Dr. M. A. Chordiya              | Finance officer, SPPU   | Asst. Registrar (Finance) SPPU                            |
| 3.      | Dr. Nitin Rane                  | Deputy Director, MIT Academy of Engineering                     | Senior teacher of the college nominated by Governing body |
| 4.      | Dr. S. A. Jain                  | Deputy Director, Corporate Relation, MIT Academy of Engineering | Nominated by Governing body                               |
| 5       | Mr. Vinay Patil / V.C. Kulkarni | Head Accounts, MIT Academy of Engineering                       | Member Secretary  |


  
**Director**

**(Dr. M. D. Goudar)**



|  |   |  |                              |
|--|---|--|------------------------------|
| <b>MIT</b>   Academy of Engineering<br>[An Autonomous Institute]   |   | <b>MEETING AGENDA</b>  |                              |
| Alandi (D), Pune - 412 105   |   | ACADEMIC YEAR  | : 2021-2022                  |
| MEETING  | : | FINANCE COMMITTEE  | DATE : 27/01/2022            |
|  |   |  | MEETING NO. : FC/ 2022/01/12 |
| <b>FINANCE COMMITTEE</b><br><br><b>Date:</b> 27 <sup>th</sup> January, 2022<br><b>Day :</b> Thursday<br><b>Time:</b> 3.00 P.M.<br><b>Venue:</b> Old Conference Room, MITAOE, Alandi (D)<br><br>The agenda for the same is as follows :<br><b>AGENDA</b> <ol style="list-style-type: none"> <li>1. Introduction of all members.</li> <li>2. Opening remarks by the Chairman.</li> <li>3. Proposed Budget for the year 2022-23-MIT AOE</li> <li>4. Proposed Budget for the year 2022-23- MITAOE SOD</li> <li>5. DA.hike implementation from 132 % to 164 % w.e.f. 1<sup>st</sup> October 2021✓</li> <li>6. Annual increment implementation from 1<sup>st</sup> November, 2021.✓</li> <li>7. Proposed Balance sheet as on 31<sup>st</sup> March 2021-MIT AOE</li> <li>8. Proposed Balance sheet as on 31<sup>st</sup> March 2021-MIT AOE SOD</li> <li>9. Fee concession to caste categories students of Bachelor of Design course whose scholarship not sanctioned by State Govt. for the A.Y. 2020-21.</li> <li>10. Undertaking for Bachelor of Design course students for fees for A. Y. 2021-22</li> <li>11. Proposed land development expenses 15 Lakh.</li> <li>12. Any other with the permission of the chair.</li> </ol> |   |  |                              |
| Prepared By  |   | Verified and Approved By   |                              |
| Vinay Patil / V.C.Kulkarni<br><br><br><br>Member Secretary, Finance Committee   |   | Dr. Mahesh Goudar<br><br><br><br>Chairman, Finance Committee |                              |



|   |   |                               |                           |
|---|---|-------------------------------|---------------------------|
| <br><b>MIT</b><br>(An Autonomous Institute)  | Academy of<br>Engineering   | <b>MINUTES OF THE MEETING</b> |                           |
| <b>Alandi (D), Pune - 412 105</b>   | <b>ACADEMIC YEAR</b>  | <b>:</b>                      | <b>2021-2022</b>          |
| <b>FINANCE COMMITTEE MEETING</b>  | <b>DATE</b>   | <b>:</b>                      | <b>27th January, 2022</b> |
|   | <b>MEETING NO.</b>  | <b>:</b>                      | <b>FC/2022/01/12</b>      |
| <p>The 12th meeting of the Finance Committee (FC) was held on 27<sup>th</sup> January 2022, at 3.00 p.m. at MIT Academy of Engineering, Alandi (D), Pune. Dr. Mahesh D. Goudar, Chairman presided the meeting and following members attended the meeting,</p> <ol style="list-style-type: none"> <li>1. Dr. Mahesh D. Goudar</li> <li>2. Dr. M. A. Chordiya</li> <li>3. Dr. Nirin M. Rane</li> <li>4. Dr. S. A. Jain</li> <li>5. Mrs. V. C. Kulkarni</li> </ol> |   |                               |                           |
| <b>Sr.<br/>No.</b>  | <b>Minutes</b>  |                               |                           |
| <b>1.</b>   | <b>Introduction of all members.</b><br><br>In opening remarks, Dr. Mahesh D. Goudar, chairman of the Finance Committee welcomed all members to the 12th meeting of Finance Committee. Chairman has congratulated Dr. M. A. Chordiya as member of Finance Committee of MIT Academy of Engineering. |                               |                           |
| <b>2.</b>   | Chairman has requested all members for two minutes condolence to Late Dr. Atul Patankar previous member on Finance Committee of MIT Academy of Engineering .  |                               |                           |
| <b>3.</b>   | The Minutes of the Meeting of the FC/2021/01/11 dated 18th March, 2021 were discussed and confirmed.  |                               |                           |




|                                    | <p><b>Proposed Budget for the year 2022-23-MIT AOE &amp; MITAOE SOD</b></p> <p>Accounts officer presented proposed budget of MITAOE &amp; MIT AOE SOD for F.Y. 2022-23 by considering requirement for all schools.</p> <table><tr><th colspan="4"><b>MIT AOE- Budget details</b></th><th>(Rs. In lakhs)</th></tr><tr><th>Budgeted Income</th><th>Carried over Liability</th><th>Recurring Expenditure</th><th>Capital Expenditure</th><td></td></tr><tr><td>5263.04</td><td>66.24</td><td>3837.19</td><td>572.00</td><td></td></tr></table> <table><tr><th colspan="4"><b>MIT AOE SOD- Budget details</b></th><th>(Rs. In lakhs)</th></tr><tr><th>Budgeted Income</th><th>Carried over Liability</th><th>Recurring Expenditure</th><th>Capital Expenditure</th><td></td></tr><tr><td>221.52</td><td>NIL</td><td>341.76</td><td>250.00</td><td></td></tr></table> | <b>MIT AOE- Budget details</b> |                     |                |  | (Rs. In lakhs) | Budgeted Income | Carried over Liability | Recurring Expenditure | Capital Expenditure |  | 5263.04 | 66.24 | 3837.19 | 572.00 |  | <b>MIT AOE SOD- Budget details</b> |  |  |  | (Rs. In lakhs) | Budgeted Income | Carried over Liability | Recurring Expenditure | Capital Expenditure |  | 221.52 | NIL | 341.76 | 250.00 |  |
|------------------------------------|--|--------------------------------|---------------------|----------------|--|----------------|-----------------|------------------------|-----------------------|---------------------|--|---------|-------|---------|--------|--|------------------------------------|--|--|--|----------------|-----------------|------------------------|-----------------------|---------------------|--|--------|-----|--------|--------|--|
| <b>MIT AOE- Budget details</b>     |  |                                |                     | (Rs. In lakhs) |  |                |                 |                        |                       |                     |  |         |       |         |        |  |                                    |  |  |  |                |                 |                        |                       |                     |  |        |     |        |        |  |
| Budgeted Income                    | Carried over Liability   | Recurring Expenditure          | Capital Expenditure |                |  |                |                 |                        |                       |                     |  |         |       |         |        |  |                                    |  |  |  |                |                 |                        |                       |                     |  |        |     |        |        |  |
| 5263.04                            | 66.24  | 3837.19                        | 572.00              |                |  |                |                 |                        |                       |                     |  |         |       |         |        |  |                                    |  |  |  |                |                 |                        |                       |                     |  |        |     |        |        |  |
| <b>MIT AOE SOD- Budget details</b> |  |                                |                     | (Rs. In lakhs) |  |                |                 |                        |                       |                     |  |         |       |         |        |  |                                    |  |  |  |                |                 |                        |                       |                     |  |        |     |        |        |  |
| Budgeted Income                    | Carried over Liability   | Recurring Expenditure          | Capital Expenditure |                |  |                |                 |                        |                       |                     |  |         |       |         |        |  |                                    |  |  |  |                |                 |                        |                       |                     |  |        |     |        |        |  |
| 221.52                             | NIL  | 341.76                         | 250.00              |                |  |                |                 |                        |                       |                     |  |         |       |         |        |  |                                    |  |  |  |                |                 |                        |                       |                     |  |        |     |        |        |  |
| 4.                                 |  |                                |                     |                |  |                |                 |                        |                       |                     |  |         |       |         |        |  |                                    |  |  |  |                |                 |                        |                       |                     |  |        |     |        |        |  |
| 5.                                 | Finance officer Dr. M. A. Chordiya - Appreciated for Budget for F. Y. 2022-23 of MIT AOE & MIT AOE SOD. The Committee has recommended the proposed Budget.   |                                |                     |                |  |                |                 |                        |                       |                     |  |         |       |         |        |  |                                    |  |  |  |                |                 |                        |                       |                     |  |        |     |        |        |  |
| 6.                                 | <p><b>DA.hike Implementation from 132 % to 164 % w.e.f. 1<sup>st</sup> October 2021</b></p> <p>Accounts officer presented for D. A. Hike implementation from 132 % to 164 % w.e.f. 1<sup>st</sup> October 2021 for MIT AOE and MIT AOE SOD. Chairman Dr. M. D. Goudar briefed about the same.</p> <p>The committee member has appreciated &amp; accepted the proposed hike of D.A.</p>   |                                |                     |                |  |                |                 |                        |                       |                     |  |         |       |         |        |  |                                    |  |  |  |                |                 |                        |                       |                     |  |        |     |        |        |  |
| 7.                                 | <p><b>Annual increment implementation from 1<sup>st</sup> November, 2021.</b></p> <p>Accounts officer presented the proposed Annual increment implementation for all faculty &amp; Staff from 1<sup>st</sup> November, 2021. for MIT AOE and MIT AOE SOD. Chairman Dr. M. D. Goudar briefed about the same.</p> <p>The committee member has appreciated &amp; accepted the proposed in Annual increment.</p>   |                                |                     |                |  |                |                 |                        |                       |                     |  |         |       |         |        |  |                                    |  |  |  |                |                 |                        |                       |                     |  |        |     |        |        |  |
| 8.                                 | <p><b>Proposed Balance sheet of MIT AOE &amp; MIT AOE SOD on 31<sup>st</sup> March 2021</b></p> <p>Accounts officer presented for proposed Balance sheet as on 31<sup>st</sup> March,2021 Highlights of the Balance sheet are.</p>   |                                |                     |                |  |                |                 |                        |                       |                     |  |         |       |         |        |  |                                    |  |  |  |                |                 |                        |                       |                     |  |        |     |        |        |  |



|     |  |
|-----|--|
|     | <p><b>MIT AOE</b><br/>Income for the F. Y. is 20-21 4060.13 Lakh. Excess of Expenditure over Income is 74.70 Lakh.</p> <p><b>MIT AOE SOD</b><br/>Income for the F. Y. is 20-21 is 45.03 Lakh. Excess of Income over expenditure is 45.03 Lakh.</p>   |
| 9.  | <p><b>Fee concession to students of Bachelor of Design course whose scholarship is not sanctioned by State Govt. for the A.Y. 2020-21.</b></p> <p>The concession of fees will be continued till 2023-24 to the same batch of student. It will be a liability of Rs.13.12L/ Year as a concession in non-sanctioned scholarship.</p> <p>Deputy Director Dr. N. M. Rane briefed about the Proposal for grant of fees Concession to B. Des students admitted in the academic year 2020-21.</p> <p>All the eligible students admitted in 2020-21 through centralized admission process, Govt. of Maharashtra, are eligible for this concession.</p> |
| 10. | <p><b>Undertaking for Bachelor of Design course students for fees for A. Y. 2021-22</b></p> <p>Deputy Director proposed for Undertaking from MIT AOE SOD students &amp; parents for Adhoc fees approved by Fee Regulating Authority, Mumbai, Maharashtra State. Present fees declared by FRA for B. Des students is Adhoc fees. Rs. 1,40,000/-</p>   |
| 11. | <p><b>Proposed land development expenses 15 Lakh.</b></p> <p>In view of proposed civil building &amp; B. Des building Chairman &amp; Deputy Director briefed about proposed land development expenses approximately of Rs.15 Lakhs.</p> <p>Committee has approved the Same .</p>   |
| 12. | <p>Dr. M. A. Chordiya has Suggested for health insurance policies should be taken in longer interest of staff &amp; faculty.</p>   |



|     |  |
|-----|--|
| 13. | Member Secretary of Finance committee proposed the vote of thanks to the Chairman and Members by expressing gratitude for active participation in the entire proceedings of meeting. |
|-----|--|

| Prepared By   | Forwarded By   | Verified and Approved By   |
|---|--|--|
| <br>Mrs. Vishakha Kulkarni<br>Member Secretary | <br>Dr. Nitin M. Rane<br>Deputy Director | <br>Dr. Mahesh D. Goudar<br>Chairman , Finance<br>Committee |





|                                  |                        |                            |                             |
|----------------------------------|------------------------|----------------------------|-----------------------------|
| <b>MIT</b>                       | Academy of Engineering | <b>ACTION TAKEN REPORT</b> |                             |
| <b>[An Autonomous Institute]</b> |                        | <b>ACADEMIC YEAR</b>       | <b>: 2021-2022</b>          |
| Alandi (D), Pune - 412 105       |                        | <b>DATE</b>                | <b>: 27th January, 2022</b> |
| <b>FINANCE COMMITTEE MEETING</b> |                        | <b>MEETING NO.</b>         | <b>: FC/2022/01/12</b>      |

| Sr. No. | <b>ACTION TAKEN REPORT</b>   |                        |                       |                     |
|---------|--|------------------------|-----------------------|---------------------|
| 1.      | <b>Approved Budget for the year 2022-23-MIT AOE &amp; MITAOE SOD</b>                                       |                        |                       |                     |
|         | <b>MIT AOE- Budget details</b>   |                        |                       | (Rs. In Crores)     |
|         | Budgeted Income  | Carried over Liability | Recurring Expenditure | Capital Expenditure |
|         | 52.63  | 0.91                   | 35.71                 | 3.72                |
|         | <b>MIT AOE SOD- Budget details</b>   |                        |                       | (Rs. In lakhs)      |
|         | Budgeted Income  | Carried over Liability | Recurring Expenditure | Capital Expenditure |
|         | 2.22   | NIL                    | 3.16                  | 2.00                |
| 2.      | <b>DA.hike implementation from 132 % to 164 % w.e.f. 1<sup>st</sup> October 2021</b>                       |                        |                       |                     |
|         | D. A. Hike DA.hike implementation from 132 % to 164 % w.e.f. 1st October 202 for MIT AOE and MIT AOE SOD . |                        |                       |                     |
| 3.      | <b>Annual increment implementation from 1<sup>st</sup> November, 2021.</b>                                 |                        |                       |                     |
|         | Annual increment implementation from 1 <sup>st</sup> November, 2021. for MIT AOE and MIT AOE SOD .         |                        |                       |                     |



|    |   |
|----|---|
| 4. | <p><b>Approved Balance sheet of MIT AOE &amp; MIT AOE SOD on 31<sup>st</sup> March 2021</b></p> <p><b>MIT AOE</b><br/>Income for the F. Y. is 20-21 4060.13 Lakh. Excess of Expenditure over Income is 174.70 Lakh</p> <p><b>MIT AOE SOD</b><br/>Income for the F. Y. is 20-21 is 45.03 Lakh. Excess of Income over expenditure is 45.03 Lakh</p>                           |
| 5. | <p><b>Fee concession to caste categories students of Bachelor of Design course whose scholarship not sanctioned by State Govt. for the A.Y. 2020-21.</b></p> <p>Fees concession to B. Des students admitted in the academic year 2020-21 to 2023-2024 Rs. 13.12 lakh for non sanctioned of scholarship by Government of Maharashtra and Central Government implemented.</p> |
| 6. | <p><b>Undertaking for Bachelor of Design course students for fees for A. Y. 2021-22</b></p> <p>Undertaking from MIT AOE SOD students &amp; parents for following fees approved by Fee Regulating Authority, Mumbai , Maharashtra State. Present fees declared by FRA for B. Des students is Adhoc fees collected.</p>   |

|   |  |
|---|--|
| <p>Dr. Nitin M. Rane</p>  <p>Deputy Director</p> | <p>Dr. Mahesh Goudar</p>  <p>Chairman, Finance Committee</p> |
|---|--|



Financial Committee Meeting  
2020-21

## Finance Committee

### A. Composition of Finance Committee:

1. The Principal / Director (Chairman) ✓
2. One person to be nominated by Governing body of the college for a period of two years. ✓
3. Finance and Account officer of the affiliating University. S P P U.
4. One senior most teacher of the college to be nominated in rotation by the Principal/Director for two years. C
5. One Non-Teaching Employee nominated by Principal/Director as Member Secretary.

B. Term: Term of the Finance Committee shall be three years.

C. Meetings : The Finance Committee shall meet at least twice a year.

### D. Functions of Finance committee

The Finance Committee shall act as an advisory body to the Governing Body to consider,

1. Budget estimates relating to the grants received or receivable from UGC and , income from fees etc. collected for the activities to undertake the scheme of autonomy ;and
2. Audited accounts for the above.







Date: 09/02/2021

**CONSTITUTION OF FINANCE COMMITTEE**

| SR. NO. | NAMES             | PROFILE  | DESIGNATION  |
|---------|-------------------|--|--|
| 1.      | Dr. Mahesh Goudar | Director, MIT Academy of Engineering                           | Chairman   |
| 2.      | Dr. S. A. Jain    | Deputy Director Corporate Relation, MIT Academy of Engineering | Nominated by Governing body of the college                               |
| 3.      | Dr. Atul Patankar | Finance Officer, SPPU  | Finance Officer of the affiliating University                            |
| 4.      | Dr. Nitin Rane    | Deputy Director, MIT Academy of Engineering                    | Senior teacher of the college nominated by Governing body of the college |
| 5.      | Mr. Vinay Patil   | Head Accounts, MIT Academy of Engineering                      | Member Secretary   |

  
9/2/2021  
**Member Secretary Sign with Date**

  
**Chairman Sign with Date**  
9/2/2021









**FINANCE COMMITTEE MEETING**

**Attendance Sheet**

Date: 18<sup>th</sup> March, 2021

Time: 11.00 A.M

Venue: Old Conference Hall, MITAOE campus

| Sl. No. | Name of the Committee Members | Profile  | Designation  | Signature   |
|---------|-------------------------------|--|--|---|
| 1.      | Dr. Mahesh Goudar             | Director, MIT Academy of Engineering                           | Chairman   |   |
| 2.      | Dr. S. A. Jain                | Deputy Director Corporate Relation, MIT Academy of Engineering | Nominated by Governing body of the college                               |  |
| 3.      | Dr. Atul Patankar             | Finance Officer, SPPU  | Finance Officer of the affiliating University                            | Absent.   |
| 4.      | Dr. Nitin Rane                | Deputy Director, MIT Academy of engineering                    | Senior teacher of the college nominated by Governing body of the college |  |
| 5       | Mr. Vinay Patil               | Head Accounts, MIT Academy of Engineering                      | Member Secretary   |  |



|                            |   |                   |             |                  |
|----------------------------|---|-------------------|-------------|------------------|
| Alandi (D), Pune - 412 105 |   | ACADEMIC YEAR     | :           | 2020-2021        |
| MEETING                    | : | FINANCE COMMITTEE | DATE        | : 18/03/2021     |
|                            |   |                   | MEETING NO. | : FC/ 2021/01/11 |

**FINANCE COMMITTEE**

Date: 18<sup>th</sup> March , 2021

Day : Thursday



Time: 11.00 A.M.

Venue: Old Conference Room, MITAOE, Alandi (D)

The agenda for the same is as follows :

**AGENDA**

1. Opening remarks by the Chairman.
2. Introduction of all members.
3. Discussion on Budget for the year 2021-22.
4. Review of Fees collection for the year 2020-21.
5. Review of proposed expenditure i.e. recurring and capital.
6. Fees declared by FRA for the year 2020-21 is continuing the same fees for the year 2021-22.

| Prepared By  | Verified and Approved By  |
|--|---|
| <p>Vinay Patil</p>  <p>Member Secretary</p> | <p>Dr. Mahesh Goudar</p>  <p>Chairman</p> |



|  |                        |   |               |
|--|------------------------|---|---------------|
| <b>MIT</b>   Academy of Engineering<br>(An Autonomous Institute) | MINUTES OF THE MEETING |   |               |
| Alandi (D), Pune - 412 105                                       | ACADEMIC YEAR          | : | 2020-2021     |
| FINANCE COMMITTEE MEETING  | DATE                   | : | 18/03/2021    |
|  | MEETING NO.            | : | FC/2021/01/11 |

The Eleventh meeting of the Finance Committee (FC) was held on 2021, at 11.00 am at MIT Academy of Engineering, Alandi (D), Pune. Dr. Mahesh D. Goudar, Chairman presided the meeting and following members attended the meeting,

1. Dr. Mahesh D. Goudar
2. Dr. S. A. Jain
3. Dr. N. M. Rane
4. Mr. Vinay Patil



The leave of absence was granted to the following members,

1. Dr. Atul Patankar

| Sr. No. | Minutes   |
|---------|---|
| 1.      | In opening remarks, Dr. Mahesh D. Goudar, Chairman of the Finance Committee welcome all members to the ninth meeting of the Finance Committee.  |
| 2.      | The Minutes of the Meeting of the FC/2020/02/10 dated 3 <sup>rd</sup> December, 2020 were read out and confirmed.   |
| 3.      | Mr. Vinay Patil presented budget for F.Y. 2021-22 considering requirement for all schools. Budget Income is 4,409.00 lakh, Recurring expenditure is Rs. 3,455.12 Lakh including carried over liability 100 Lakh. Capital expenditure is 500 Lakh. |
| 4.      | Review of Fees collection for the Academic Year 2021-2022.  |
| 5.      | Review of proposed expenditure i.e. recurring and capital for the year 2021-22.   |
| 6.      | Discussion on Fees declared by FRA for the year 2020-21 UG- Rs. 1,75,000/- & PG Rs 1,43,000/- is continuing the same fees for the year 2021-22 as per no upward revision Norm of FRA.   |
| 7.      | Provision of 7 <sup>th</sup> pay arrears from 1 <sup>st</sup> April 2020 to 31 <sup>st</sup> March 2021 to be made as on 31 <sup>st</sup> March 2021.   |





|    |  |
|----|--|
| 8. | Mr.Vinay Patil, Member Secretary of Finance committee proposed the vote of thanks to the Chairman and Members by expressing gratitude for active participation in the entire proceedings of the meeting. |
|----|--|

| Prepared By  | Verified and Approved By  |
|--|---|
| Vinay Patil<br><br>Member Secretary | Dr. Mahesh Goudar<br><br>Chairman |



|  |                            |   |               |
|--|----------------------------|---|---------------|
| <b>MIT</b>   Academy of Engineering<br>(An Autonomous Institute) | <b>ACTION TAKEN REPORT</b> |   |               |
| Alandi (D), Pune - 412 105                                       | ACADEMIC YEAR              | : | 2020-2021     |
| FINANCE COMMITTEE MEETING  | DATE                       | : | 18/03/2021    |
|  | MEETING NO.                | : | FC/2021/01/11 |

| Sr. No. | ACTION TAKEN REPORT  |
|---------|--|
| 1.      | Approved Budget for F.Y. 2021-22 considering requirement for all schools. Budget Income is 4,409.00 lakh, Recurring expenditure is Rs. 3355.12 Lakh , carried over liability 176.02 Lakh. Capital expenditure is 500 Lakh. |
| 2.      | Fees declared by FRA for the year 2020-21 UG- Rs. 1,75,000/- & PG Rs 1,43,000/- is continuing the same fees for the year 2021-22 as per no upward revision Norm of FRA is implemented as per approval of FRA.              |
| 3.      | Provision of 7 <sup>th</sup> Pay Arrears from 1 <sup>st</sup> Apr-2020 to 31 <sup>st</sup> Mar-2021 made as on 31-Mar-2021.  |

|   |  |
|---|--|
| <br>Dr. Nitin M. Rane<br>Deputy Director | <br>Dr. Mahesh Goudar<br>Chairman, Finance Committee |
|---|--|








**FINANCE COMMITTEE MEETING**

**Attendance Sheet**

Date: 03.12.2020

Time: 11.00 A.M

Venue: Old Conference Hall, MITAOE campus

| Sl. No. | Name of the Committee Members | Profile   | Designation  | Signature   |
|---------|-------------------------------|---|--|---|
| 1.      | Dr. Mahesh Goudar             | Director, MIT Academy of Engineering                            | Chairman   |   |
| 2.      | Dr. S. A. Jain                | Deputy Director, Corporate Relation, MIT Academy of Engineering | Nominated by Governing body of the college                               |  |
| 3.      | Dr. Atul Patankar             | Finance Officer, SPPU   | Finance Officer of the affiliating University                            | Absent  |
| 4.      | Mrs. Usha Verma               | Dean FSA, MIT Academy of Engineering                            | Senior teacher of the college nominated by Governing body of the college |  |
| 5       | Prof. Sunil Bhagat            | Prof. Information Technology, MIT Academy of Engineering        | Senior teacher of the college nominated by Governing body of the college |  |
| 6       | Mr. Vinay Patil               | Head Accounts, MIT Academy of Engineering                       | Member Secretary   |  |



|                            |   |                   |             |                  |
|----------------------------|---|-------------------|-------------|------------------|
| Alandi (D), Pune - 412 105 |   | ACADEMIC YEAR     | :           | 2020-2021        |
| MEETING                    | : | FINANCE COMMITTEE | DATE        | : 03/12/2020     |
|                            |   |                   | MEETING NO. | : FC/ 2020/02/10 |

**FINANCE COMMITTEE**

Date: 3<sup>rd</sup> December, 2020

Day : Tuesday



Time: 11.00 A.M.

Venue: Old Conference Room, MITAOE, Alandi (D)

The agenda for the same is as follows :

**AGENDA**



1. Opening remarks by the Chairman.
2. Introduction of all members.
3. Discussion on guideline of Revised Budget for the year 2020-21.
4. Discussion on vendor debit balances.
5. Review of Fees collection for the year 2020-21.
6. Review of proposed expenditure i.e. recurring and capital.
7. Discussion on 4 years budget proposal submitting to FRA for starts of new B. Des course.
8. Delegation of financial powers.

| Prepared By  | Verified and Approved By  |
|--|---|
| <p>Vinay Patil</p>  <p>Member Secretary</p> | <p>Dr. Mahesh Goudar</p>  <p>Chairman</p> |




|  |  |                               |                    |
|--|--|-------------------------------|--------------------|
| <b>MIT</b>   | <b>Academy of Engineering</b><br><b>(An Autonomous Institute)</b>  | <b>MINUTES OF THE MEETING</b> |                    |
| <b>FINANCE COMMITTEE MEETING</b>   | <b>Alandi (D), Pune - 412 105</b>  | <b>ACADEMIC YEAR</b>          | <b>: 2020-2021</b> |
|  | <b>DATE</b>  | <b>: 03/12/2020</b>           |                    |
|  | <b>MEETING NO.</b>   | <b>: FC/2020/02/10</b>        |                    |
| <p>The Tenth meeting of the Finance Committee (FC) was held on 3<sup>rd</sup> December 2020, at 11.00 am at MIT Academy of Engineering, Alandi (D), Pune. Dr. Mahesh D. Goudar, Chairman presided the meeting and following members attended the meeting,</p> <ol style="list-style-type: none"> <li>1. Dr. Mahesh D. Goudar</li> <li>2. Dr. S. A. Jain</li> <li>3. Prof. Sunil Bhagat</li> <li>4. Mrs. Usha Verma</li> <li>5. Mr. Vinay Patil</li> </ol> <p>The leave of absence was granted to the following members,</p> <ol style="list-style-type: none"> <li>1. Dr. Atul Patankar</li> </ol> |  |                               |                    |
| <b>Sr. No.</b>   | <b>Minutes</b>   |                               |                    |
| <b>1.</b>  | In opening remarks, Dr. Mahesh D. Goudar, Chairman of the Finance Committee welcome all members to the ninth meeting of the Finance Committee.   |                               |                    |
| <b>2.</b>  | The Minutes of the Meeting of the FC/2020/01/09 dated 29th January, 2020 were read out and confirmed.  |                               |                    |
| <b>3.</b>  | Mr.Vinay Patil gave guidelines about Revised budget for F.Y. 2020-21 considering requirement for all schools. Budget Income is Rs.3911.92/- lakhs, Recurring expenditure is Rs.2969.37/- lakhs including carried over liability Rs.90.00/- lakhs. Capital expenditure is Rs.610.00/- lakhs is on hold. |                               |                    |
| <b>4.</b>  | Discussion on vendor debit balances for the year 2020-2021.  |                               |                    |
| <b>5.</b>  | Review of Fees collection for the Academic Year 2020-2021.   |                               |                    |

|    |  |
|----|--|
| 6. | Review of proposed expenditure i.e. recurring and capital for the year 2020-21.  |
| 7. | Discussion on 4 years budget proposal submitting to Fees Regulatory Authority of new Bachelor of Design course.  |
| 8. | Discussion on Financial power delegated to the Principal, Head of Department and School Dean have a limit of cash advance of Rs.5,000/- for the emergency work and situation.                            |
| 9. | Mr.Vinay Patil, Member Secretary of Finance committee proposed the vote of thanks to the Chairman and Members by expressing gratitude for active participation in the entire proceedings of the meeting. |

| Prepared By  | Verified and Approved By  |
|--|---|
| Vinay Patil<br><br>Member Secretary | Dr. Mahesh Goudar<br><br>Chairman |



Dr. Mahesh Goudar



Chairman, Finance Committee

Financial Committee Meeting  
2019-20









**MIT**Academy of  
Engineering**FINANCE COMMITTEE MEETING****Attendance Sheet**

Date: 29 January 2020

Time: 11.00 a.m.

Venue: Old Conference Hall, MITAOE campus

| Sl. No. | Name of the Committee Members              | Designation   | Signature   |
|---------|--|---|---|
| 1.      | Dr. Mahesh Goudar                          | Chairman  |   |
| 2.      | Dr. S. A. Jain                             | Nominated by Governing body of the college                                  |  |
| 3.      | Dr. Atul Patankar<br>Finance Officer, SPPU | Finance Officer of the affiliating University                               |  |
| 4.      | Prof. Sunil Bhagat                         | Senior teacher of the college nominated by<br>Governing body of the college |  |
| 5.      | Mrs. Usha Verma                            | Senior teacher of the college nominated by<br>Governing body of the college |  |
| 6       | Mr. Vinay Patil                            | Member Secretary  |  |

**MIT**Academy of  
Engineering

(An Autonomous Institute)

**MEETING AGENDA**

|                            |   |               |   |                |
|----------------------------|---|---------------|---|----------------|
| Alandi (D), Pune - 412 105 |   | ACADEMIC YEAR | : | 2019-2020      |
| MEETING                    | : | DATE          |   | 29/01/2020     |
|                            |   | MEETING NO.   | : | FC/ 2020/01/09 |

**FINANCE COMMITTEE**Date: 29<sup>th</sup> January, 2020

Day : Wednesday



Time: 11.00 A.M.

Venue: Old Conference Room, MITAOE, Alandi (D)

The agenda for the same is as follows :

**AGENDA**



1. Opening remarks by the Chairman.
2. Introduction of all members.
3. Discussion of proposed Budget for the year 2020-21
4. Discussion of Audited accounts for the year 2018-19
5. Fees declared by FRA for the year 2020-21
6. Any other with the permission of the chair.

| Prepared By  | Verified and Approved By  |
|--|---|
| Vinay Patil<br> | Dr. Mahesh Goudar<br> |
| Member Secretary, Finance Committee  | Chairman, Finance Committee   |



| <b>MIT</b>   Academy of Engineering<br>(An Autonomous Institute)   | <b>MINUTES OF THE MEETING</b>  |   |                    |
|--|--|---|--------------------|
| Alandi (D), Pune - 412 105   | ACADEMIC YEAR  | : | 2019-2020          |
| FINANCE COMMITTEE MEETING  | DATE   | : | 29th January, 2020 |
|  | MEETING NO.  | : | FC/2020/01/09      |
| <p>The Ninth meeting of the Finance Committee (FC) was held on 29<sup>th</sup> January 2020, at 11.00 am at MIT Academy of Engineering, Alandi (D), Pune. Dr. Mahesh D. Goudar, Chairman presided the meeting and following members attended the meeting,</p> <ol style="list-style-type: none"> <li>1. Dr. Mahesh D. Goudar</li> <li>2. Dr. S. A. Jain</li> <li>3. Prof. Sunil Bhagat</li> <li>4. Mrs. Usha Verma</li> <li>5. Mr. Vinay Patil</li> </ol> <p>The leave of absence was granted to the following members,</p> <ol style="list-style-type: none"> <li>1. Dr. Atul Patankar</li> </ol> |  |   |                    |
| Sr. No.  | Minutes  |   |                    |
| 1.   | In opening remarks, Dr. Mahesh D. Goudar, Chairman of the Finance Committee welcomed all members to the ninth meeting of Finance Committee.  |   |                    |
| 2.   | The Minutes of the Meeting of the FC/2019/02/08 dated 27th July, 2019 were read out and confirmed.   |   |                    |
| 3.   | Mr. Vinay Patil presented Proposed budget for F.Y. 2020-21 considering requirement for all schools. Budget Income is 4212.84 lakh, Recurring expenditure is Rs. 3498.94 Lakh including carried over liability 100 Lakh. Capital expenditure is 610 Lakh. |   |                    |
| 4.   | Audited financial statement for the year 2018-19 presented by the Chairman of Finance Committee.   |   |                    |
| 5.   | Fees declared by FRA for the year 2020-21 UG- Rs. 1,75,000/- & PG Rs 1,43,000/-  |   |                    |


|    |  |
|----|--|
| 5. | Mr.Vinay Patil, Member Secretary of Finance committee proposed the vote of thanks to the Chairman and Members by expressing gratitude for active participation in the entire proceedings of meeting. |
|----|--|

| Prepared By   | Verified and Approved By   |
|---|--|
| Vinay Patil<br><br>Member Secretary, Finance Committee | Dr. Mahesh Goudar<br><br>Chairman, Finance Committee |



|                                  |  |                            |                    |
|----------------------------------|--|----------------------------|--------------------|
| <b>MIT</b>                       | Academy of Engineering   | <b>ACTION TAKEN REPORT</b> |                    |
| <b>[An Autonomous Institute]</b> |  |                            |                    |
| Alandi (D), Pune - 412 105       | <b>ACADEMIC YEAR</b>   | :                          | 2019-2020          |
| <b>FINANCE COMMITTEE MEETING</b> | <b>DATE</b>  | :                          | 29th January, 2020 |
|                                  | <b>MEETING NO.</b>   | :                          | FC/2020/01/09      |
|                                  |  |                            |                    |
| <b>Sr. No.</b>                   | <b>ACTION TAKEN REPORT</b>   |                            |                    |
| 1.                               | Proposed budget for F.Y. 2020-21 considering requirement for all schools. Budget Income is 4212.84 lakh, Recurring expenditure is Rs. 3498.94 Lakh including carried over liability 100 Lakh. Capital expenditure is 610 Lakh. Proposed budget handed over to Governing Council meeting. |                            |                    |
| 2.                               | Fees declared by FRA for the year 2020-21 UG- Rs. 1,75,000/- & PG Rs 1,43,000/-  |                            |                    |

Dr. Mahesh Goudar

  
 Chairman, Finance Committee



## Finance Committee

**A. Composition of Finance Committee:**

1. The Principal / Director (Chairman)
2. One person to be nominated by Governing body of the college for a period of two years.
3. Finance and Account officer of the affiliating University.
4. One senior most teacher of the college to be nominated in rotation by the Principal/Director for two years.
5. One Non-Teaching Employee nominated by Principal/Director as Member Secretary.

**B. Term:** Term of the Finance Committee shall be three years.

**C. Meetings :** The Finance Committee shall meet at least twice a year.

**D. Functions of Finance committee**

The Finance Committee shall act as an advisory body to the Governing Body to consider,

1. Budget estimates relating to the grants received or receivable from UGC and , income from fees etc. collected for the activities to undertake the scheme of autonomy ;and
2. Audited accounts for the above.







Date: 01/01/2019

**CONSTITUTION OF FINANCE COMMITTEE**

| <b>SR. NO.</b> | <b>NAMES</b>           | <b>PROFILE</b>                                  | <b>DESIGNATION</b>                                       |
|----------------|------------------------|---|--|
| 1.             | Dr. Yogesh Bhalerao    | Director, MIT Academy of Engineering            | Chairman   |
| 2.             | Dr. Sunita S. Barve    | Dean Administration, MIT Academy of Engineering | Nominated by Governing body of the College.              |
| 3.             | Dr. Atul Patankar      | Finance officer , SPPU                          | Finance Officer of the affiliating University            |
| 4.             | Dr. Mahesh Goudar      | Professor, MIT Academy of Engineering           | Senior-most teacher of the college nominated by Director |
| 5.             | Mrs. Vishakha Kulkarni | Accounts officer                                | Member Secretary   |

  
21/1/19.**Member Secretary Sign with Date**  
2019/01/01**Chairman Sign with Date**



Academy of  
Engineering

## FINANCE COMMITTEE MEETING

### Attendance Sheet

Date: 30 July 2019

Time: 11.00 a.m.

Venue: Old Conference Hall, MITAOE campus

| Sl. No. | Name of the Committee Members                         | Designation      | Signature   |
|---------|---|------------------|---|
| 1.      | Dr. Yogesh J Bhalerao                                 | Chairman         |   |
| 2.      | Dr. Atul Patankar<br>Savitribai Phule Pune University | Member           |  |
| 3.      | Dr. Mahesh D. Goudar                                  | Member           |  |
| 4.      | Dr. Mrs. Sunita S. Barve                              | Member           |  |
| 5.      | Mrs. Vishakha C. Kulkarni                             | Member Secretary |  |



**MIT**Academy of  
Engineering

(An Autonomous Institute)

**MEETING AGENDA**



|                            |   |                      |             |                  |
|----------------------------|---|----------------------|-------------|------------------|
| Alandi (D), Pune - 412 105 |   | ACADEMIC YEAR        | :           | 2019-2020        |
| MEETING                    | : | FINANCE<br>COMMITTEE | DATE        | : 30/07/2019     |
|                            |   |                      | MEETING NO. | : FC/ 2019/02/08 |

**FINANCE COMMITTEE****Date:** 30<sup>st</sup> July, 2019**Day :** Monday**Time:** 11.00 A.M.**Venue:** Old Conference Room, MITAOE, Alandi (D)

The agenda for the same is as follows :



**AGENDA**

1. Opening remarks by the Chairman.
2. Introduction of all members.
3. Discussion of Budget for the year 2019-20
4. Approval of annual increment of faculty and staff for the year 2019

| Prepared By  | Verified and Approved By  |
|--|---|
| Vishakha Kulkarni<br> | Dr. Yogesh Bhalerao<br> |
| Member Secretary, Finance Committee  | Chairman, Finance Committee   |

|  |  |   |                 |
|--|--|---|-----------------|
| <b>MIT</b>   Academy of Engineering<br>(An Autonomous Institute)   | <b>MINUTES OF THE MEETING</b>  |   |                 |
| Alandi (D), Pune - 412 105   | ACADEMIC YEAR  | : | 2019-2020       |
| FINANCE COMMITTEE MEETING  | DATE   | : | 30th July, 2019 |
|  | MEETING NO.  | : | FC/2019/02/08   |
| <p>The Eighth meeting of the Finance Committee (FC) was held on 30th July, 2019, at 11.00 am at MIT Academy of Engineering, Alandi (D), Pune. Dr. Yogesh Bhalerao, Chairman presided the meeting and following members attended the meeting,</p> <ol style="list-style-type: none"> <li>1. Dr. Mahesh D. Goudar</li> <li>2. Dr. Mrs. Sunita S. Barve</li> <li>3. Mrs. Vishakha C. Kulkarni</li> </ol> <p>The leave of absence was granted to the following members,</p> <ol style="list-style-type: none"> <li>1. Dr. Atul Patankar</li> </ol> |  |   |                 |
| Sr. No.  | Minutes  |   |                 |
| 1.   | In opening remarks, Dr Yogesh Bhalerao, chairman of the Finance Committee welcomed all members to the seventh meeting of Finance Committee.  |   |                 |
| 2.   | The Minutes of the Meeting of the FC/2019/01/07 dated 31 <sup>st</sup> January, 2019 were read out and confirmed.  |   |                 |
| 3.   | Vishakha Kulkarni presented allocation of budget for F.Y. 2019-20 considering requirement for all schools. i.e. school of Computer Engineering & Technology, School of Mechanical & Civil Engineering, School of Chemical Engineering, School of Electrical Engineering, School of Design, School of Engineering science and Humanity. |   |                 |
| 4.   | Increment proposal prepared by HR for the year 2019 discussed. Annual increment will increase monthly salary bill by 3.01% .Which is within salary budget for F. Y. 2019-20  |   |                 |
| 5.   | Vishakha Kulkarni, Member Secretary of Finance committee proposed the vote of thanks to the Chairman and Members by expressing gratitude for active participation in the entire proceedings of meeting.  |   |                 |



| Prepared By  | Verified and Approved By  |
|--|---|
| Vishakha Kulkarni<br> | Dr. Yogesh Bhalerao<br> |
| Member Secretary, Finance Committee  | Chairman, Finance Committee   |

|                                  |   |                            |                 |
|----------------------------------|---|----------------------------|-----------------|
| <b>MIT</b>                       | Academy of Engineering  | <b>ACTION TAKEN REPORT</b> |                 |
| <b>[An Autonomous Institute]</b> |   |                            |                 |
| Alandi (D), Pune - 412 105       | <b>ACADEMIC YEAR</b>  | :                          | 2019-2020       |
| <b>FINANCE COMMITTEE MEETING</b> | <b>DATE</b>   | :                          | 30th July, 2019 |
|                                  | <b>MEETING NO.</b>  | :                          | FC/2019/02/08   |
|                                  |   |                            |                 |
| <b>Sr. No.</b>                   | <b>ACTION TAKEN REPORT</b>  |                            |                 |
| 1.                               | Letter of budget allocation for F.Y. 2019-20 distributed all schools. i.e. school of Computer Engineering & Technology, School of Mechanical & Civil Engineering, School of Chemical Engineering, School of Electrical Engineering, School of Design, School of Engineering science and Humanity. |                            |                 |
| 2.                               | Increment given for PHD Faculty , AGP revision of teaching and non teaching staff on the basis of performance for F. Y. 2019-20   |                            |                 |

Dr. Mahesh Goudar



Chairman, Finance Committee



Financial Committee Meeting  
2018-19

**MIT**Academy of  
Engineering

(An Autonomous Institute)

**MEETING AGENDA**

Alandi (D), Pune - 412 105

ACADEMIC YEAR

:

2018-2019

MEETING

:

FINANCE  
COMMITTEE

DATE

:

23/01/2019

MEETING NO.

:

FC/ 2019/01/07

**FINANCE COMMITTEE****Date:** 31<sup>st</sup> January, 2019**Day :** Thursday**Time:** 11.00 A.M.**Venue:** Old Conference Room, MITAOE, Alandi (D)

The agenda for the same is as follows :

**AGENDA**

1. Opening remarks by the Chairman.
2. Introduction of all members.
3. Discussion on roles and responsibilities of Finance committee.
4. Discussion of Budget for the year 2018-19
5. Discussion of Audited accounts for the year 2017-18
6. FRA proposal for the year 2019-20
7. Discussion of proposed Budget 2019-20
8. Any other with the permission of the chair.

**Prepared By**

Vishakha Kulkarni



Member Secretary, Finance Committee

**Verified and Approved By**

Dr. Yogesh Bhalerao





Chairman, Finance Committee



|  |   |   |                    |
|--|---|---|--------------------|
| <b>MIT</b>   Academy of Engineering<br>(An Autonomous Institute)   | <b>MINUTES OF THE MEETING</b>   |   |                    |
| Alandi (D), Pune - 412 105   | ACADEMIC YEAR   | : | 2018-2019          |
| FINANCE COMMITTEE MEETING  | DATE  | : | 31st January, 2019 |
|  | MEETING NO.   | : | FC/2019/01/07      |
| <p>The seventh meeting of the Finance Committee (FC) was held on 31 January 2019, at 11.00 am at MIT Academy of Engineering, Alandi (D), Pune. Dr. Yogesh Bhalerao, Chairman presided the meeting and following members attended the meeting,</p> <ol style="list-style-type: none"> <li>1. Dr. Mahesh D. Goudar</li> <li>2. Dr. Mrs. Sunita S. Barve</li> <li>3. Mrs. Vishakha C. Kulkarni</li> </ol> <p>The leave of absence was granted to the following members,</p> <ol style="list-style-type: none"> <li>1. CA.Dr. Vidya Gargote</li> </ol> |   |   |                    |
| Sr.<br>No.   | Minutes   |   |                    |
| 1.   | In opening remarks, Dr. Yogesh Bhalerao, chairman of the Finance Committee welcomed all members to the seventh meeting of Finance Committee.  |   |                    |
| 2.   | The Minutes of the Meeting of the FC/2018/02/06 dated 27 July 2018 were read out and confirmed.   |   |                    |
| 3.   | Dr. Yogesh Bhalerao, chairman reviewed budget for the year 2018-19. All expenditure head is sufficient for remaining financial year.  |   |                    |
| 4.   | Audited statement for the year 2017-18 reviewed. Income for the year 2017-18 was Rupees 3438.50 lakh, Recurring expenditure Rupees 3390.55 lakh and Non- Recurring expenditure Rupees 157.08 lakh.  |   |                    |
| 5.   | Fees proposal for the year 2019-20 submitted to Fees regulating authority. Proposed fees for the year 2019-20 for UG course is Rs. 1,87,131/- & PG course is Rs. 1,21,591/- Fees approved by FRA for the year 2019-20 is Rs. 1,55,000/- and 1,21,000/- for UG and PG course respectively. |   |                    |

|    |   |
|----|---|
| 6. | Budget for the year 2019-20 presented by Accounts officer. Budgeted income is Rs. 4310.96 Lakh, Recurring expenditure is Rs. 757.76 Lakh, Capital Expenditure is Rs. 260 Lakh. Carried over liability includes pending bills Rs. 100 lakh. Proposed budget handed over to Governing Council meeting |
| 7. | Vishakha Kulkarni, Member Secretary of Finance committee proposed the vote of thanks to the Chairman and Members by expressing gratitude for active participation in the entire proceedings of meeting.   |

| Prepared By  | Verified and Approved By   |
|--|--|
| Vishakha Kulkarni<br> | Dr. Yogesh Bhalerao<br> |
| Member Secretary, Finance Committee  | Chairman, Academic Council   |







**FINANCE COMMITTEE MEETING**

**Attendance Sheet**

Date: 31 January 2019

Time: 11.00 a.m.


Venue: Old Conference Hall, MITAOE campus

| Sl. No. | Name of the Committee Members   | Designation      | Signature   |
|---------|---|------------------|---|
| 1.      | Dr. Yogesh J Bhalerao   | Chairman         |    |
| 2.      | CA Dr. Vidya Gargote,<br>Finance Officer, Savitribai Phule<br>Pune University | Member           | Absent  |
| 3.      | Dr. Mahesh D. Goudar  | Member           |  |
| 4.      | Dr. Mrs. Sunita S. Barve  | Member           |  |
| 5.      | Mrs. Vishakha C. Kulkarni   | Member Secretary |  |



| <b>MIT</b>   Academy of Engineering<br>[An Autonomous Institute] |   | <b>ACTION TAKEN REPORT</b> |                      |
|--|---|----------------------------|----------------------|
| Alandi (D), Pune - 412 105                                       |   | ACADEMIC YEAR              | : 2018-2019          |
| FINANCE COMMITTEE MEETING  |   | DATE                       | : 31st January, 2019 |
|  |   | MEETING NO.                | : FC/2019/01/07      |
|  |   |                            |                      |
| Sr. No.  | <b>ACTION TAKEN REPORT</b>  |                            |                      |
| 1.   | Audited statement for the year 2017-18 reviewed. Income for the year 2017-18 was Rupees 3438.50 lakh, Recurring expenditure Rupees 3390.55 lakh and Non- Recurring expenditure Rupees 157.08 lakh.  |                            |                      |
| 2.   | Fees proposal for the year 2019-20 submitted to Fees regulating authority. Proposed fees for the year 2019-20 for UG course is Rs. 1,87,131/- & PG course is Rs. 1,21,591/- Fees approved by FRA for the year 2019-20 is Rs. 1,55,000/- and 1,21,000/- for UG and PG course respectively. |                            |                      |
| 3.   | Budgeted income is Rs. 4310.96 Lakh, Recurring expenditure is Rs. 757.76 Lakh, Capital Expenditure is Rs. 260 Lakh. Carried over liability includes pending bills Rs. 100 lakh.   |                            |                      |

Dr. Mahesh Goudar


 Chairman, Academic Council



## Finance Committee

**A. Composition of Finance Committee:**

1. The Principal / Director (Chairman)
2. One person to be nominated by Governing body of the college for a period of two years.
3. Finance and Account officer of the affiliating University.
4. One senior most teacher of the college to be nominated in rotation by the Principal/Director for two years.
5. One Non-Teaching Employee nominated by Principal/Director as Member Secretary.

**B. Term:** Term of the Finance Committee shall be three years.

**C. Meetings :** The Finance Committee shall meet at least twice a year.

**D. Functions of Finance committee**

The Finance Committee shall act as on advisory body to the Governing Body to consider,


1. Budget estimates relating to the grants received or receivable from UGC and , income from fees etc. collected for the activities to undertake the scheme of autonomy ;and
2. Audited accounts for the above.





**CONSTITUTION OF FINANCE COMMITTEE**

| SR. NO. | NAMES                  | PROFILE                                | DESIGNATION  |
|---------|------------------------|--|--|
| 1.      | Dr. Yogesh Bhalerao    | Director, MIT Academy of Engineering   | Chairman   |
| 2.      | Mr. Manoj Bade         | Registrar, MIT Academy of Engineering  | Nominated by Governing body of the College.              |
| 3.      | CA. Dr. Vidya Gargote  | Deputy Finance & Accounts officer SPPU | Finance Officer of the affiliating University            |
| 4.      | Dr. Arika Kotha        | Controller of Examination              | Senior-most teacher of the college nominated by Director |
| 5.      | Mrs. Vishakha Kulkarni | Accounts officer                       | Member Secretary   |

**Member Secretary Sign with Date****Chairman Sign with Date**



## MEETING AGENDA

|                            |   |                   |               |   |                |
|----------------------------|---|-------------------|---------------|---|----------------|
| Alandi (D), Pune - 412 105 |   |                   | ACADEMIC YEAR | : | 2018-2019      |
| MEETING                    | : | FINANCE COMMITTEE | DATE          | : | 23/07/2018     |
|                            |   |                   | MEETING NO.   | : | FC/ 2018/02/06 |

### FINANCE COMMITTEE

**Date:** 27 July, 2018

**Day :** Friday



**Time:** 11.00 A.M.

**Venue:** Old Conference Room, MITAOE, Alandi (D)

The agenda for the same is as follows :



### AGENDA

1. Opening remarks by the Chairman.
2. Introduction of all members.
3. Allocation of Budget for F.Y. 2018-19
4. Approval of proposed annual increment of faculty & staff for the year 2018
5. Any other with the permission of the chair.

| Prepared By  | Verified and Approved By   |
|--|--|
| Vishakha Kulkarni<br> | Dr. Yogesh Bhalerao<br> |
| Member Secretary, Finance Committee  | Chairman, Finance Committee  |



|  |  |                               |                   |
|--|--|-------------------------------|-------------------|
| <b>MIT</b>   | Academy of Engineering   | <b>MINUTES OF THE MEETING</b> |                   |
| (An Autonomous Institute)  |  |                               |                   |
| Alandi (D), Pune - 412 105   |  | ACADEMIC YEAR                 | : 2018-2019       |
| FINANCE COMMITTEE MEETING  |  | DATE                          | : 27th July, 2018 |
|  |  | MEETING NO.                   | : FC/2018/02/06   |
| <p>The Sixth meeting of the Finance Committee (FC) was held on 27 July 2018, at 11.00 am at MIT Academy of Engineering, Alandi (D), Pune. Dr. Yogesh Bhalerao, Chairman presided the meeting and following members attended the meeting,</p> <ol style="list-style-type: none"> <li>1. Dr. Arika Kotha</li> <li>2. Mr. Manoj Bade</li> <li>3. Mrs. Vishakha C. Kulkarni</li> </ol> <p>The leave of absence was granted to the following members,</p> <ol style="list-style-type: none"> <li>1. CA.Dr. Vidya Gargote</li> </ol> |  |                               |                   |
| Sr. No.  | Minutes  |                               |                   |
| 1.   | In opening remarks, Dr. Yogesh Bhalerao, chairman of the Finance Committee welcomed all members to the sixth meeting of Finance Committee.   |                               |                   |
| 2.   | The Minutes of the Meeting of the FC/2018/01/05 dated 2 <sup>nd</sup> January 2018 were read out and confirmed.  |                               |                   |
| 3.   | Vishakha Kulkarni presented allocation of budget for F.Y. 2018-19 considering requirement for all schools. i.e. School of Electrical Engineering, School of Computer Engineering & Technology, School of Mechanical & Civil Engineering, school of chemical Engineering, school of Design, school of Engineering science & Humanity. |                               |                   |
| 4.   | Increment proposal prepared by HR for the year 2018 discussed. Annual increment will increase monthly salary bill by 2.90% . Which is within Salary Budget for F.Y. 2018-19.   |                               |                   |
| 5.   | Vishakha Kulkarni, Member Secretary of Finance committee proposed the vote of thanks to the Chairman and Members by expressing gratitude for active participation in the entire proceedings of meeting.  |                               |                   |

| Prepared By   | Verified and Approved By   |
|---|--|
| Vishakha Kulkarni   | Dr. Yogesh Bhalerao  |
|  |  |
| Member Secretary, Finance Committee   | Chairman, Academic Council   |





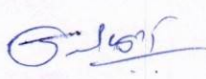

**FINANCE COMMITTEE MEETING**

**Attendance Sheet**

Date: 27 July 2018

Time: 11.00 a.m.

Venue: Old Conference Hall, MITAOE campus

| Sl. No. | Name of the Committee Members   | Designation      | Signature   |
|---------|---|------------------|---|
| 1.      | Dr. Yogesh J Bhalerao   | Chairman         |    |
| 2.      | CA Dr. Vidya Gargote,<br>Finance Officer, Savitribai Phule<br>Pune University | Member           | Absent  |
| 3.      | Dr. Arika Kotha   | Member           |  |
| 4.      | Mr. Manoj Bade  | Member           |  |
| 5.      | Mrs. Vishakha C. Kulkarni   | Member Secretary |  |

Financial Committee Meeting  
2017-18





**FINANCE COMMITTEE MEETING**

**Attendance Sheet**

Date: 2 January 2018

Time: 11.00 a.m.

Venue: Old Conference Hall, MITAOE campus

| Sl. No. | Name of the Committee Members | Designation      | Signature   |
|---------|-------------------------------|------------------|---|
| 1.      | Dr. Yogesh J Bhalerao         | Chairman         |    |
| 2.      | Dr. Arika Kotha               | Member           |   |
| 3.      | Mr. Manoj Bade                | Member           |  |
| 4.      | Mrs. Vishakha C. Kulkarni     | Member Secretary |  |
|         |                               |                  |   |

**MIT**Academy of  
Engineering

(An Autonomous Institute)

**MEETING AGENDA**

Alandi (D), Pune - 412 105

ACADEMIC YEAR

:

2017-2018

MEETING

:

FINANCE  
COMMITTEE

DATE

:

29/12/2017

MEETING NO.

:

FC/ 2018/01/05

**FINANCE COMMITTEE****Date:** 2<sup>nd</sup> January, 2018**Day :** Tuesday**Time:** 11.00 A.M.**Venue:** Old Conference Room, MITAOE, Alandi (D)

The agenda for the same is as follows :

**AGENDA**

1. Opening remarks by the Chairman.
2. Introduction of all members.
3. Budget 2018-19
4. Audited statement of Account for the year 2016-17
5. Fees proposal for the year 2018-19
6. Any other with the permission of the chair.

**Prepared By**

Vishakha Kulkarni



Member Secretary, Finance Committee

**Verified and Approved By**



Dr. Yogesh Bhalerao



Chairman, Finance Committee



|  |   |          |                        |
|--|---|----------|------------------------|
| <b>MIT</b>   Academy of Engineering<br>(An Autonomous Institute)   | <b>MINUTES OF THE MEETING</b>   |          |                        |
| <b>Alandi (D), Pune - 412 105</b>  | <b>ACADEMIC YEAR</b>  | <b>:</b> | <b>2017-2018</b>       |
| <b>FINANCE COMMITTEE MEETING</b>   | <b>DATE</b>   | <b>:</b> | <b>2 January, 2018</b> |
|  | <b>MEETING NO.</b>  | <b>:</b> | <b>FC/2018/01/05</b>   |
| <p>The Fifth meeting of the Finance Committee (FC) was held on 2 January 2018, at 11.00 am at MIT Academy of Engineering, Alandi (D), Pune. Dr. Yogesh Bhalerao, Chairman presided the meeting and following members attended the meeting,</p> <ol style="list-style-type: none"> <li>1. Dr. Arika Kotha</li> <li>2. Mr. Manoj Bade</li> <li>3. Mrs. Vishakha C. Kulkarni</li> </ol> |   |          |                        |
| <b>Sr. No.</b>   | <b>Minutes</b>  |          |                        |
| <b>1.</b>  | In opening remarks, Dr. Yogesh Bhalerao, chairman of the Finance Committee welcomed all members to the fifth meeting of Finance Committee.  |          |                        |
| <b>2.</b>  | The Minutes of the Meeting of the FC/2018/01/04 dated 6 <sup>th</sup> June 2017 were read out and confirmed.  |          |                        |
| <b>3.</b>  | Vishakha Kulkarni Accounts officer send notice to concerned department for submission of budget requirement for the Budget 2018-19.   |          |                        |
| <b>4.</b>  | Audited statement for the year 2016-17 reviewed. Income for the year 2016-17 was Rupees 3322.40 lakh, Recurring expenditure Rupees 2975.91 lakh and Non- Recurring expenditure Rupees 177.76 lakh.      |          |                        |
| <b>5.</b>  | Vishakha Kulkarni, Member Secretary of Finance committee proposed the vote of thanks to the Chairman and Members by expressing gratitude for active participation in the entire proceedings of meeting. |          |                        |

| Prepared By   | Verified and Approved By  |
|---|---|
| Vishakha Kulkarni   | Dr. Yogesh Bhalerao   |
|  |  |
| Member Secretary, Finance Committee   | Chairman, Academic Council  |

**FINANCE COMMITTEE MEETING**

**Attendance Sheet**

Date: 6 June 2017

Time: 11.00 a.m.

Venue: Old Conference Hall, MITAOE campus

| Sl. No. | Name of the Committee Members | Designation      | Signature   |
|---------|-------------------------------|------------------|---|
| 1.      | Dr. Yogesh J Bhalerao         | Chairman         |    |
| 2.      | Dr. Arika Kotha               | Member           |   |
| 3.      | Mr. Manoj Bade                | Member           |  |
| 4       | Mrs. Vishakha C. Kulkarni     | Member Secretary |  |



**MIT**Academy of  
Engineering

(An Autonomous Institute)

**MEETING AGENDA**



|                            |   |                   |             |                |
|----------------------------|---|-------------------|-------------|----------------|
| Alandi (D), Pune - 412 105 |   | ACADEMIC YEAR     | :           | 2017-2018      |
| MEETING                    | : | FINANCE COMMITTEE | DATE        | 2/06/2017      |
|                            |   |                   | MEETING NO. | FC/ 2018/02/04 |

**FINANCE COMMITTEE****Date:** 6 June, 2017**Day :** Tuesday**Time:** 11.00 A.M.**Venue:** Old Conference Room, MITAOE, Alandi (D)

The agenda for the same is as follows :



**AGENDA**

- 1 .Opening remarks by the Chairman.
2. Introduction of all members.
3. Budget allocation for the F.Y. 2017-18
4. Review for approved fees for the year 2016-17 ,2017-18 for UG course by FRA
5. Any other with the permission of the chair.

| Prepared By   | Verified and Approved By  |
|---|---|
| Vishakha Kulkarni<br><br>Member Secretary, Finance Committee | Dr. Yogesh Bhalerao<br><br>Chairman, Finance Committee |



|  |  |   |               |
|--|--|---|---------------|
| <b>MIT</b>   Academy of Engineering<br>(An Autonomous Institute)   | <b>MINUTES OF THE MEETING</b>  |   |               |
| Alandi (D), Pune - 412 105   | ACADEMIC YEAR  | : | 2017-2018     |
| FINANCE COMMITTEE MEETING  | DATE   | : | 6 June, 2017  |
|  | MEETING NO.  | : | FC/2018/01/04 |
| <p>The Fourth meeting of the Finance Committee (FC) was held on 6 June 2018, at 11.00 am at MIT Academy of Engineering, Alandi (D), Pune. Dr. Yogesh Bhalerao, Chairman presided the meeting and following members attended the meeting,</p> <ol style="list-style-type: none"> <li>1. Dr. Arika Kotha</li> <li>2. Mr. Manoj Bade</li> <li>3. Mrs. Vishakha C. Kulkarni</li> </ol> |  |   |               |
| Sr. No.  | Minutes  |   |               |
| 1.   | In opening remarks, Dr. Yogesh Bhalerao, chairman of the Finance Committee welcomed all members to the fourth meeting of Finance Committee.  |   |               |
| 2.   | The Minutes of the Meeting of the FC/2018/02/03 dated 12 July 2016 were read out and confirmed.  |   |               |
| 3.   | Vishakha Kulkarni Accounts officer presented budget allocation for F.Y. 2017-18 for various department. Chairman after considering requirement of all department confirmed allocation of budget.   |   |               |
| 4.   | Fees for UG course approved by FRA for the year 2016-17 was Rs. 1,14,500/- & for the year 2017-18 was Rs. 1,27,000/- Review application submitted to FRA and hearing meeting held as on 26 <sup>th</sup> May. After hearing revised fees for UG course Rs. 1,16,000/- & 1,29,500/- 2016-17 and 2017-18 respectively. |   |               |
| 5.   | Vishakha Kulkarni, Member Secretary of Finance committee proposed the vote of thanks to the Chairman and Members by expressing gratitude for active participation in the entire proceedings of meeting.  |   |               |

| Prepared By   | Verified and Approved By   |
|---|--|
| Vishakha Kulkarni   | Dr. Yogesh Bhalerao  |
|  |  |
| Member Secretary, Finance Committee   | Chairman, Academic Council   |



**Balance Sheet and Audit  
Report  
2021-22**

Announced by the Financial year 2021-22

To  
The Executive President and Managing Trustee  
MAEER's

**MAEER's  
MIT Academy of Engineering,  
Alandi (D), Pune**

**S. No. 124, Kothrud, Pune – 411 038.  
Maharashtra State, India.**

**Statement of Accounts for the year ended  
31<sup>ST</sup> March, 2022**

---

**M/s. A.H. Joshi & Co.  
Chartered Accountants**

**Neelam, Sadashiv Peth,  
Natubag, Pune 411 030.**



**Audit report for the Financial year 2021-22**

To,

The Executive President and Managing Trustee

MAEER Pune 38

Sir,

1. Sub: Audit report for the financial year 2021-22 in respect of MAEER's MIT ACADEMY OF ENGINEERING ALANDI (D), PUNE
2. We have examined the balance sheet as on 31/03/2022 and the Income and Expenditure account for the period beginning from 1/4/2021 to ending on 31/03/2022, attached herewith, of MAEER's MIT ACADEMY OF ENGINEERING ALANDI (D), PUNE

, PUNE 411038, PAN – AAAAM1206F.

2. We have examined the books of accounts maintained by the said unit and certify that proper books of accounts are kept by the same.
3. We certify that the method of accounting followed by the unit is of accrual basis.
4. We have obtained all the information and explanation which were necessary for the purpose of audit.
5. We certify that the accounts of the trust are submitted by following applicable accounting standards and give a true and fair representation of segment reporting.
6. We certify that proper books of accounts are kept by the trust and every unit.
7. In our opinion and according to the information and explanation provided to us, the accounts give a true and fair view of:

"A. In case of Balance sheet, the state of affairs of the unit as at 31<sup>st</sup> March 2022  
B. In case of Income and Expenditure account, the surplus/ deficit of the unit for the year ended on that date."

For A. H. JOSHI & CO.  
Chartered Accountants  
Firm Registration No. 112396VV

S. A. Joshi  
( Partner )  
Membership No. - 037772



Name of the Public Trust:

MAEER's MIT Academy of Engineering, Alandi, Pune

Address:

C/o. MAEER, S. No. 124, Kothrud, Pune - 411038.

Registration No.

F-2555 (Pune)


**BALANCE SHEET AS AT 31TH MARCH, 2022**

| FUNDS AND LIABILITIES   | SC<br>H<br>NO. | AMT<br>RS. | AMOUNT<br>RS.          | PROPERTIES AND ASSETS                          | SCH<br>NO. | AMT<br>RS. | AMOUNT<br>RS.          |
|---|----------------|------------|------------------------|--|------------|------------|------------------------|
| TRUST FUNDS FOR CORPUS  | -              |            |                        | IMMOVABLE PROPERTIES (AT COST                  | 4          |            | 4,93,56,738.26         |
| OTHER EARMARKED FUNDS   | -              |            |                        | INVESTMENTS:                                   | 5          |            | 87,22,603.47           |
| (Created under the provisions of the Trust deed or<br>scheme out of the income) |                |            |                        | (Market value of the above Investments of Rs.) |            |            |                        |
| LOANS (SECURED OR<br>UNSECURED)   | 1              |            | 15,63,94,834.13        | FURNITURE AND FIXTURES:                        | 6          |            | 5,88,75,651.58         |
| LIABILITIES:  | 2              |            | 12,89,46,234.49        | LOANS (SECURED OR UNSECURED)                   | -          |            |                        |
| INCOME AND EXPENDITURE<br>ACCOUNT   | -              |            |                        | ADVANCES                                       | 7          |            | 1,68,32,389.86         |
| INTER INSTITUTIONAL<br>BALANCES:  | 3              |            | 13,45,97,586.13        | INCOME OUTSTANDING:                            | 8          |            | 24,73,14,733.00        |
|   |                |            |                        | CASH AND BANK BALANCES                         | 9          |            | 3,88,36,538.58         |
|   |                |            |                        | INTER INSTITUTIONAL BALANCES:                  |            |            | -                      |
| <b>TOTAL RS.</b>  |                |            | <b>41,99,38,654.75</b> | <b>TOTAL RS.</b>                               |            |            | <b>41,99,38,654.75</b> |

The above Balance sheet to the best of my/our belief contains a true account  
of the funds and liabilities and of the property and Assets of the Trust

AS PER OUR REPORT OF EVEN DATE

**For A. H. JOSHI & CO.**  
Chartered Accountants  
Firm Registration No. 112396W

  
S. A. Joshi  
(Partner)  
Membership No. - 037772

  
Managing Trustee & Executive President  
Maharashtra Academy of Engineering  
And Educational Research  
Pune-411038.





Name of the Public Trust:

MAEER's MIT Academy of Engineering, Alandi, Pune

Address:

C/o. MAEER, S. No. 124, Kothrud, Pune - 411038.

Registration No.

F-2555

INCOME AND EXPENDITURE ACCOUNT FOR THE YEAR ENDING 31.03.2022

| EXPENDITURE  | SCH NO. | Amount Rs. | Amount Rs.      | INCOME                               | SCH NO. | Amount Rs. | Amount Rs.      |
|--|---------|------------|-----------------|--------------------------------------|---------|------------|-----------------|
| TO EXPENDITURE IN RESPECT OF PROPERTIES            | -       |            |                 | BY RENT                              | -       |            |                 |
| TO ESTABLISHMENT EXPENSES                          | -       |            |                 | BY INTEREST                          | -       |            |                 |
| TO REMUNERATION TO TRUSTEES                        | -       |            |                 | BY DIVIDEND                          | -       |            |                 |
| TO LEGAL EXPENSES                                  | -       |            |                 | BY DONATIONS IN CASH OR KIND         | -       |            |                 |
| TO AUDIT FEES                                      | -       |            |                 | BY GRANTS                            | -       |            |                 |
| TO CONTRIBUTION AND FEES                           | -       |            |                 | BY INCOME FROM OTHER SOURCES         | 11      |            | 44,89,26,803.67 |
| TO AMOUNTS WRITTEN OFF                             | -       |            |                 |                                      |         |            |                 |
| TO MISCELLANEOUS EXPENSES                          | -       |            |                 |                                      |         |            |                 |
| TO DEPRECIATION                                    | 4&6     |            | 1,58,96,231.96  | BY TRANSFER FROM RESERVE             |         |            |                 |
| TO AMOUNT TRANSFERRED TO RESERVE OR SPECIFIC FUNDS | -       |            |                 |                                      |         |            |                 |
| TO EXPENDITURE ON OBJECT OF TRUST                  | 10      |            | 31,85,28,591.45 | BY EXCESS OF EXPENDITURE OVER INCOME |         |            | -               |
| BY INCOME OF EXPENDITURE OVER INCOME               | 3       |            | 11,45,01,980.26 |                                      |         |            |                 |
| TOTAL RS.  |         |            | 44,89,26,803.67 | TOTAL RS.                            |         |            | 44,89,26,803.67 |

  
Managing Trustee & Executive President  
Maharashtra Academy of Engineering  
And Educational Research  
Pune-411038.

For A. H JOSHI & CO.,  
Chartered Accountants  
Firm Registration No. 112396W

  
A. H. Joshi  
(Partner)  
Membership No. - 037772



**SCHEDULE NO. 1**

**SECURED & UNSECURED LOANS**  
**Balances in Current Bank Accounts**

| SR. NO.                     | PARTICULARS   | AMOUNT<br>RS.                                   | AMOUNT<br>RS.         |
|-----------------------------|---|---|-----------------------|
| <b><u>Secured Loans</u></b> |   |   |                       |
| 1                           | The Federal Bank Ltd. TL2 No. 2581<br>Less: Repayment<br>Addition   | 41,60,445.40<br>41,60,445.40                    | 0.00                  |
| 2                           | The Federal Bank Ltd. TL 3 2631<br>Less: Repayment<br>Addition      | 31,20,208.00<br>31,20,208.00<br>10,40,069.00    | 10,40,069.00          |
| 3                           | BP INDUS BANK OD 603014032887<br>Less: Repayment<br>Addition        | 415,36,524.31                                   | 415,36,524.31         |
| 4                           | BP Federal Bank OD 2086<br>Less: Repayment<br>Addition              | 229,40,238.12<br>229,40,238.12<br>287,05,684.50 | 287,05,684.50         |
| 5                           | BP HDFC OD A/c 00070120000575<br>Less: Repayment<br>Addition        | 310,05,586.50<br>310,05,586.50<br>782,66,763.32 | 782,66,763.32         |
| 6                           | BP HDFC STL A/c No. 007LN10170310003<br>Less: Repayment<br>Addition | 583,45,000.00<br>583,45,000.00                  | 0.00                  |
| 7                           | BP HDFC Bank TL No. 8<br>Less: Repayment<br>Addition                | 16,31,172.01<br>16,31,172.01<br>13,13,458.00    | 13,13,458.00          |
| 8                           | BP HDFC Bank TL No. 9<br>Less: Repayment<br>Addition                | 66,05,155.21<br>66,05,155.21<br>55,32,335.00    | 55,32,335.00          |
| <b>TOTAL RS.</b>            |   |   | <b>1563,94,834.13</b> |





**SCHEDULE NO. 2****LIABILITIES**

| SR. NO.          | PARTICULARS   | AMOUNT<br>RS. | AMOUNT<br>RS.          |
|------------------|---|---------------|------------------------|
| A                | Provisions  |               | 365,45,304.00          |
| B                | Sundry Creditors (as per list)                      |               | 28,44,888.16           |
| C                | Deposits  |               | 75,000.00              |
|                  | Xerox Shop  |               |                        |
| D                | Scholarships  |               | 80,39,375.00           |
| E                | Fees to be adjusted/ refunded                       |               | 99,87,268.40           |
| F                | Grants  |               | 3,29,126.72            |
| G                | Other Liabilities                                   |               | 5,79,832.80            |
| 1                | University Exam                                     |               | 1,56,820.92            |
| 2                | CET   |               |                        |
| 3                | MIT Society   |               |                        |
| 4                | Other Deduction                                     |               |                        |
| 5                | NPTL Workshop (Library)                             |               |                        |
| 6                | QIP- State Level Seminar (IT Enable Green India) IT |               |                        |
| 7                | Technology Entrepreneurship Development Programme   |               |                        |
| 8                | World Wide ITES (Online Exam)                       |               |                        |
| 9                | Sponsorship   |               |                        |
| 10               | REDX - Club   |               | 3,500.00               |
| 11               | Equilibrium (Technical Student Event) -2021         |               | 61,484.99              |
| 12               | MPSC Exam   |               | 4,032.00               |
| 13               | National Creativity Aptitude Test                   |               | 3,450.00               |
| 14               | SWO - Unreconciliation                              |               | 7,51,452.00            |
| H                | Gratuity  | 402,03,591.00 |                        |
|                  | Paid during the year                                | 8,20,656.00   |                        |
|                  | Addition during the year                            | 245,34,468.00 | 639,17,403.00          |
| I                | Grant University Exam                               |               |                        |
| J                | Duties & Taxes                                      |               | 32,96,799.31           |
| K                | Exam Fees (Autonomus)                               |               | 21,65,015.75           |
|                  | EGC 2020-PRIZE MONEY                                |               | 500.00                 |
|                  | Indian Institute of Chemical Engine                 |               | 10,000.00              |
|                  | MH CET EXAM 2021                                    |               | 1,73,101.44            |
|                  | ST Freeship 17-18                                   |               | 1,880.00               |
| <b>TOTAL RS.</b> |   |               | <b>12,89,46,234.49</b> |



**SCHEDULE NO. 3**  
**INTER INSTITUTIONAL BALANCES**

| SR. NO. | PARTICULARS  | AMOUNT<br>RS.          |
|---------|--|------------------------|
| 1       | MAEER  |                        |
|         | Opening Balance  | 379,62,218.99          |
|         | Add: Receipts from MAEER   | 5322,65,674.01         |
|         | Less: Payments to MAEER  | <u>5501,32,287.13</u>  |
|         |  | 2,00,95,605.87         |
|         | Add :- Excess of Income over Expenditure transfer from<br>Income & Expenditure | 11,45,01,980.26        |
|         | <b>TOTAL RS.</b>   | <b>13,45,97,586.13</b> |





**SCHEDULE NO. 4****IMMOVABLE PROPERTIES**

| Sr. No. | Particulars            | Cost Price<br>RS      | Addition's<br>during the<br>year<br>RS | Transfer / W<br>off during the<br>year<br>RS | Total<br>RS           | W D V as on<br>31.03.2021<br>RS | WDV<br>Transfer | Depreciation<br>during the year<br>10%<br>RS | W D V as on<br>31.03.2022<br>RS |
|---------|------------------------|-----------------------|--|--|-----------------------|---------------------------------|-----------------|--|---------------------------------|
| A       | Land                   | 131,67,774.50         | 0.00                                   | 0.00   | 131,67,774.50         | 131,67,774.50                   |                 | 0.00   | 131,67,774.50                   |
|         | <b>TOTAL - A</b>       | <b>131,67,774.50</b>  | <b>0.00</b>                            | <b>0.00</b>                                  | <b>131,67,774.50</b>  | <b>131,67,774.50</b>            |                 | <b>0.00</b>                                  | <b>131,67,774.50</b>            |
| B       | Building               |                       |  |  |                       |                                 |                 |  |                                 |
| 1       | College                | 266,15,717.00         |  |  | 266,15,717.00         | 43,10,785.44                    |                 | 4,31,078.54                                  | 38,79,706.90                    |
| 2       | Library                | 122,88,436.50         |  |  | 122,88,436.50         | 23,51,671.70                    |                 | 2,35,167.17                                  | 21,16,504.53                    |
| 3       | Boys Hostel            | 366,09,136.44         |  |  | 366,09,136.44         | 73,26,233.05                    |                 | 7,32,623.30                                  | 65,93,609.74                    |
| 4       | Road Work              | 24,70,604.00          |  |  | 24,70,604.00          | 6,17,680.30                     |                 | 61,768.03                                    | 5,55,912.27                     |
| 5       | Staff Quarters         | ,11,723.00            |  |  | ,11,723.00            | 0.00                            |                 | -  | 0.00                            |
| 6       | Workshop               | 55,40,786.00          |  |  | 55,40,786.00          | 9,34,772.24                     |                 | 93,477.22                                    | 8,41,295.01                     |
| 7       | Compound Wall          | 11,10,651.00          |  |  | 11,10,651.00          | 2,36,917.58                     |                 | 23,691.76                                    | 2,13,225.82                     |
| 8       | Sports Ground          | 15,99,564.00          |  |  | 15,99,564.00          | 5,08,609.12                     |                 | 50,860.91                                    | 4,57,748.20                     |
| 9       | Parking                | 42,26,996.00          |  |  | 42,26,996.00          | 16,34,094.27                    |                 | 1,63,409.43                                  | 14,70,684.84                    |
| 10      | New Workshop           | 64,40,072.00          |  |  | 64,40,072.00          | 13,41,680.09                    |                 | 1,34,168.01                                  | 12,07,512.08                    |
| 11      | North Block            | 345,57,570.98         |  |  | 345,57,570.98         | 82,50,426.07                    |                 | 8,25,042.61                                  | 74,25,383.46                    |
| 12      | Library Extension      | 213,77,542.20         |  |  | 213,77,542.20         | 120,47,253.18                   |                 | 12,04,725.32                                 | 108,42,527.86                   |
| 13      | Civil                  | 8,88,939.00           |  |  | 8,88,939.00           | 6,49,836.63                     |                 | 64,983.66                                    | 5,84,852.97                     |
|         | <b>TOTAL - B</b>       | <b>1537,37,738.12</b> | <b>0.00</b>                            | <b>0.00</b>                                  | <b>1537,37,738.12</b> | <b>402,09,959.65</b>            | <b>0.00</b>     | <b>40,20,995.96</b>                          | <b>361,88,963.70</b>            |
|         | <b>TOTAL - (A + B)</b> | <b>1669,05,512.62</b> | <b>0.00</b>                            | <b>0.00</b>                                  | <b>1669,05,512.62</b> | <b>533,77,734.15</b>            | <b>0.00</b>     | <b>40,20,995.96</b>                          | <b>493,56,738.26</b>            |



**SCHEDULE NO. 5****INVESTMENTS**

| SR. NO.   | PARTICULARS   | AMOUNT<br>RS. | AMOUNT<br>RS. |
|-----------|---|---------------|---------------|
| 1         | College -Investment<br>UBI-FDR. No.587803030001169 -( 25.2.2022 -2024) Xerox Shop |               | 1,30,830.00   |
| 2         | DTE Investment  |               |               |
| a         | BOI - 050645110008051(16.10.2018)(16.10.2023)FE                                   | 24,13,635.72  |               |
| b         | BOI - 050645110008053(16.10.2018)(16.10.2023)SE                                   | 12,05,553.07  |               |
| c         | BOI-FDR-053045110002286(14.7.2014)<br>(14.7.2024)SEdirect,Civil,ME                | 12,00,000.00  |               |
| d         | BOI-FDR-053045110002941(15.7.2020-15.7.2025)ME ETX                                | 2,87,979.00   |               |
| f         | BOI-FDR053045110002942(15.7.2020-15.7.2025)ME Comp                                | 2,87,982.00   |               |
| g         | FDR 053045110002863(13.5.2020-13.5.2025)TE&BE                                     | 7,18,678.00   |               |
| h         | FDR053045110002864(13.5.2020-13.5.2025)TE&BE                                      | 7,18,675.00   |               |
| i         | FDR 587803030002632 (19.7.2017) (19.7.2022) Intake                                | 7,00,000.00   |               |
| j         | UBI- FDR-587803030000891 (30.5.2023)Increase in Int                               | 3,00,000.00   | 78,32,502.79  |
| 3         | S.P.Pune University-Investment<br>BOI-053045110001119 -(10.1.2022 to 10.1.2027)   |               | 7,48,999.68   |
| 4         | FD for FD OD Account<br>BOI- 062945110000837 (25.8.2021- 25.8.2022)               |               | 10,271.00     |
| TOTAL RS. |   |               | 87,22,603.47  |





**SCHEDULE NO. 6**

**FURNITURE, FIXTURES AND OTHER ASSETS**

| Sr. No.          | Particulars           | Cost Price<br>RS       | Additions during<br>the year<br>RS | Deletions during<br>the year<br>RS | Total Cost Price<br>RS | W D V as on<br>31.03.2021<br>RS | Depreciation<br>during the year<br>RS | W D V as on<br>31.03.2022<br>RS |
|------------------|-----------------------|------------------------|------------------------------------|------------------------------------|------------------------|---------------------------------|---------------------------------------|---------------------------------|
| A                | Equipment             | 17,72,96,702.05        | 56,49,282.50                       | -                                  | 18,29,45,984.55        | 3,95,41,978.37                  | 78,91,397.06                          | 3,72,99,863.77                  |
| B                | Furniture & Fixture   | 8,39,61,063.57         | 6,74,237.60                        | -                                  | 8,46,35,301.17         | 1,75,44,516.66                  | 26,82,245.32                          | 1,55,36,508.94                  |
| C                | Library Books         | 2,41,54,064.89         | 1,10,667.10                        | -                                  | 2,42,64,731.99         | 25,83,753.90                    | 6,59,771.86                           | 20,34,649.13                    |
| D                | Plant & Machinery     | 20,17,798.00           | -                                  | -                                  | 20,17,798.00           | 4,95,331.31                     | 74,299.70.                            | 4,21,031.61                     |
| E                | Vehicles              | 72,72,256.86           | -                                  | 2,38,295.48                        | 70,33,961.38           | 13,92,296.10                    | 1,73,100.09                           | 9,80,900.53                     |
| F                | DG Set                | 34,55,657.00           | -                                  | -                                  | 34,55,657.00           | 5,83,514.19                     | 87,527.13.                            | 4,95,987.06                     |
| G                | Water Treatment Plant | 11,37,991.00           | -                                  | -                                  | 11,37,991.00           | 3,38,571.11                     | 50,785.67                             | 2,87,785.44                     |
| H                | Bio Gas Plant         | 1,88,900.00            | -                                  | -                                  | 1,88,900.00            | 1,08,661.98                     | 16,299.30                             | 92,362.68.                      |
| I                | Vermi Compost project | 39,933.00              | -                                  | -                                  | 39,933.00              | 24,523.85                       | 3,678.58                              | 20,845.27                       |
| J                | Motor Pump set        | 35,035.00              | -                                  | -                                  | 35,035.00              | -                               | -                                     | -                               |
| K                | Models & Charts       | 35,413.00              | -                                  | -                                  | 35,413.00              | -                               | -                                     | -                               |
| L                | Fire Fighting         | -                      | -                                  | -                                  | 0.00.                  | 19,41,848.44                    | 2,36,131.29                           | 17,05,717.16                    |
| <b>TOTAL RS.</b> |                       | <b>29,95,94,814.37</b> | <b>64,34,187.20</b>                | <b>2,38,295.48</b>                 | <b>30,57,90,706.09</b> | <b>6,45,54,995.90</b>           | <b>1,18,75,235.98</b>                 | <b>5,88,75,651.58</b>           |



| Sr. No.          | Particulars                        | Cost Price             | Additions<br>(01.04.21 to<br>30.09.21) | Additions<br>(01.10.21 to<br>31.03.22) | Deletions during<br>the year | Total Cost Price       | W D V as on<br>31.03.2021 | Depreciation<br>during the year | W D V as on<br>31.03.2022 |
|------------------|------------------------------------|------------------------|--|--|------------------------------|------------------------|---------------------------|---------------------------------|---------------------------|
|                  |                                    | RS                     |  |  | RS                           | RS                     | RS                        | RS                              | RS                        |
| <b>A</b>         | <b>Equipment</b>                   |                        |  |  |                              |                        |                           |                                 |                           |
| 1                | Air Conditioner                    | 23,39,770.00           |  |  | -                            | 23,39,770.00           | 1,46,643.72               | 21,996.56                       | 1,24,647.16               |
| 2                | Applied Mechanical                 | 83,020.00              |  |  | -                            | 83,020.00              | -                         | -                               | -                         |
| 3                | Basic Engineering                  | 2,84,038.00            |  |  | -                            | 2,84,038.00            | 46,350.35                 | 6,952.55                        | 39,397.79                 |
| 4                | Canteen                            | 5,55,773.00            |  |  | -                            | 5,55,773.00            | 34,212.79                 | 5,131.92                        | 29,080.87                 |
| 5                | Chemical                           | 66,76,035.78           |  |  | -                            | 66,76,035.78           | 19,33,681.75              | 2,90,052.26                     | 16,43,629.49              |
| 6                | Civil                              | 69,52,619.11           |  |  | -                            | 69,52,619.11           | 38,03,040.15              | 5,70,456.02                     | 32,32,584.13              |
| 7                | Computer Engineering               | 2,66,32,561.00         |  |  | -                            | 2,66,32,561.00         | 30,09,555.16              | 4,51,433.27                     | 25,58,121.89              |
| 8                | E&TC                               | 1,70,81,100.38         |  | 4672.80                                | -                            | 1,70,85,773.18         | 34,75,227.26              | 5,21,634.55                     | 29,58,265.51              |
| 9                | Electrical                         | 6,22,765.00            |  |  | -                            | 6,22,765.00            | 2,55,600.00               | 38,340.00                       | 2,17,260.00               |
| 10               | Electrical Lab                     | 8,58,154.00            |  | 18,795.00                              | -                            | 8,76,949.00            | 80,805.84                 | 13,530.50                       | 86,070.34                 |
| 11               | Electronics                        | 66,00,124.70           |  |  | -                            | 66,00,124.70           | 7,08,482.62               | 1,06,272.39                     | 6,02,210.22               |
| 12               | Enterprenurship                    | 12,967.00              |  |  | -                            | 12,967.00              | 32,515.17                 | 4,877.28                        | 27,637.89                 |
| 13               | Engineering sciences               | 9,26,657.09            |  |  | -                            | 9,26,657.09            | 61,312.71                 | 9,196.91                        | 52,115.80                 |
| 14               | Engineering sciences(QIP)          | -                      |  |  | -                            | -                      | 1,64,583.61               | 24,687.54                       | 1,39,896.07               |
| 15               | Equipment ETX                      | 64,23,627.40           |  |  | -                            | 64,23,627.40           | 19,36,175.50              | 2,90,426.33                     | 16,45,749.18              |
| 16               | Estate                             | 1,58,274.02            |  | 26,786.00                              | -                            | 1,85,060.02            | 92,995.89                 | 15,958.33                       | 1,03,823.55               |
| 17               | Exam                               | 18,02,360.18           |  |  | -                            | 18,02,360.18           | 10,77,962.06              | 1,61,694.31                     | 9,16,267.75               |
| 18               | F Y B.Tech                         | 12,660.00              |  |  | -                            | 12,660.00              | 6,112.95                  | 916.94                          | 5,196.01                  |
| 19               | Garden                             | 5,75,500.00            |  |  | -                            | 5,75,500.00            | 44,719.28                 | 6,707.89                        | 38,011.39                 |
| 20               | Gymkhana                           | 5,11,417.00            |  |  | -                            | 5,11,417.00            | 77,253.98                 | 11,588.10                       | 65,665.88                 |
| 21               | Hostel                             | 51,49,887.00           |  |  | -                            | 51,49,887.00           | 9,00,520.79               | 1,35,078.12                     | 7,65,442.67               |
| 22               | HPD                                | 63,335.00              |  |  | -                            | 63,335.00              | 28,296.83                 | 4,244.52                        | 24,052.31                 |
| 23               | Information & Technology           | 22,48,878.00           |  |  | -                            | 22,48,878.00           | 7,38,517.30               | 1,10,777.59                     | 6,27,739.70               |
| 24               | Internet centre                    | 2,71,343.00            | 90,836.40                              | 3,728.80                               | -                            | 3,65,908.20            | 5,26,666.61               | 92,905.11                       | 5,28,326.70               |
| 25               | Library                            | 5,00,521.00            |  |  | -                            | 5,00,521.00            | 61,470.94                 | 9,220.64                        | 52,250.30                 |
| 26               | Maths                              | 1,04,492.00            |  |  | -                            | 1,04,492.00            | 11,632.62                 | 1,744.89                        | 9,887.73                  |
| 27               | MBA                                | 6,80,053.00            |  |  | -                            | 6,80,053.00            | 73,489.14                 | 11,023.37                       | 62,465.77                 |
| 28               | MCA                                | 3,22,656.00            |  |  | -                            | 3,22,656.00            | 53,020.57                 | 7,953.09                        | 45,067.48                 |
| 29               | Mechanical Engineering             | 1,19,71,264.34         |  |  | -                            | 1,19,71,264.34         | 34,34,237.28              | 5,15,135.59                     | 29,19,101.69              |
| 30               | M. Tech                            | 49,769.00              |  |  | -                            | 49,769.00              | 29,594.95                 | 4,439.24                        | 25,155.71                 |
| 31               | Office                             | 34,56,678.80           |  | 196810.13                              | -                            | 36,53,488.93           | 7,32,371.11               | 1,24,616.43                     | 8,04,564.81               |
| 32               | Physics Dept.                      | 5,90,155.00            |  |  | -                            | 5,90,155.00            | 50,635.65                 | 7,595.35                        | 43,040.30                 |
| 33               | Projector                          | 3,62,483.00            |  |  | -                            | 3,62,483.00            | 15,129.91                 | 2,269.49                        | 12,860.42                 |
| 34               | Student section                    | 12,15,480.00           |  |  | -                            | 12,15,480.00           | 68,802.99                 | 10,320.45                       | 58,482.54                 |
| 35               | UPS                                | 46,81,903.00           |  | 8,68,854.00                            | -                            | 55,50,757.00           | 15,62,275.74              | 2,99,505.41                     | 21,31,624.33              |
| 36               | Workshop                           | 69,93,722.60           |  |  | -                            | 69,93,722.60           | 13,57,210.01              | 2,03,581.50                     | 11,53,628.51              |
| 37               | Lift - 1                           | 8,19,915.25            |  |  | -                            | 8,19,915.25            | 5,47,959.61               | 82,193.94                       | 4,65,765.67               |
| 38               | Equipment- Training &<br>Placement |                        |  |  | -                            |                        | 23,901.34                 | 3,585.20                        | 20,316.14                 |
| <b>Total - A</b> |                                    | <b>11,85,91,959.65</b> | <b>90,836.40</b>                       | <b>11,19,646.73</b>                    | <b>-</b>                     | <b>11,98,02,442.78</b> | <b>2,72,02,964.16</b>     | <b>41,78,043.59</b>             | <b>2,42,35,403.70</b>     |





| Sr. No.  | Particulars                    | Cost Price<br>RS       | Additions<br>(01.04.21 to<br>30.09.21) | Additions<br>(01.10.21 to<br>31.03.22) | Deletions during<br>the year<br>RS | Total Cost Price<br>RS | W D V as on<br>31.03.2021<br>RS | Depreciation<br>during the year<br>RS | W D V as on<br>31.03.2022<br>RS |
|----------|--------------------------------|------------------------|--|--|------------------------------------|------------------------|---------------------------------|---------------------------------------|---------------------------------|
| <b>B</b> | <b>Computer &amp; Software</b> |                        |  |  |                                    |                        |                                 |                                       |                                 |
| 1        | Chemical lab (computers)       | 17,86,709.00           |  |  | -                                  | 17,86,709.00           | 1,35,842.69                     | 33,960.67                             | 1,01,882.02                     |
| 2        | Civil (computer)               | 22,79,456.00           |  |  | -                                  | 22,79,456.00           | 4,08,654.17                     | 1,02,163.54                           | 3,06,490.63                     |
| 3        | Computer (Computer)            | 40,37,335.00           |  |  | -                                  | 40,37,335.00           | 15,73,704.59                    | 3,93,426.15                           | 11,80,278.44                    |
| 4        | E&TC Computer                  | 41,71,995.50           |  |  | -                                  | 41,71,995.50           | 7,85,684.91                     | 1,96,421.23                           | 5,89,263.68                     |
| 5        | Electronics lab computers      | 16,91,381.00           |  |  | -                                  | 16,91,381.00           | 1,32,987.21                     | 33,246.80                             | 99,740.41                       |
| 6        | Engineering Sc Computer        | 2,66,555.00            |  |  | -                                  | 2,66,555.00            | 20,534.45                       | 5,133.61                              | 15,400.84                       |
| 7        | Estate computer                | 33,975.00              |  |  | -                                  | 33,975.00              | 5,643.82                        | 1,410.95                              | 4,232.86                        |
| 8        | Exam (Computer)                | 10,52,003.59           |  |  | -                                  | 10,52,003.59           | 3,16,909.50                     | 79,227.38                             | 2,37,682.13                     |
| 9        | F Y B.Tech (Computer)          | 9,99,916.00            |  |  | -                                  | 9,99,916.00            | 2,76,832.22                     | 69,208.05                             | 2,07,624.16                     |
| 10       | HPD (Computer)                 | 9,91,423.00            |  |  | -                                  | 9,91,423.00            | 2,88,701.78                     | 72,175.44                             | 2,16,526.33                     |
| 11       | HRD computers                  | 91,762.50              |  |  | -                                  | 91,762.50              | 7,102.06                        | 1,775.51                              | 5,326.54                        |
| 12       | Internet centre computers      | 65,94,596.50           |  |  | -                                  | 65,94,596.50           | 6,47,811.05                     | 1,61,952.76                           | 4,85,858.28                     |
| 13       | IT computers                   | 57,02,689.50           |  |  | -                                  | 57,02,689.50           | 3,96,296.22                     | 99,074.06                             | 2,97,222.17                     |
| 14       | Library computers              | 7,14,127.50            |  |  | -                                  | 7,14,127.50            | 98,714.24                       | 24,678.56                             | 74,035.68                       |
| 15       | MBA Computers                  | 49,773.00              |  |  | -                                  | 49,773.00              | -                               | -                                     | -                               |
| 16       | MCA computers                  | 15,84,930.00           |  |  | -                                  | 15,84,930.00           | 69,699.47                       | 17,424.87                             | 52,274.60                       |
| 17       | Office computer                | 16,14,365.87           |  | 89,699.98                              | -                                  | 17,04,065.85           | 2,24,237.20                     | 67,271.80                             | 2,46,665.34                     |
| 18       | Student section computer       | 2,36,560.00            |  |  | -                                  | 2,36,560.00            | 13,969.42                       | 3,492.35                              | 10,477.06                       |
| 19       | Workshop computers             | 1,11,326.50            |  |  | -                                  | 1,11,326.50            | 9,000.97                        | 2,250.24                              | 6,750.73                        |
| 20       | Mechanical computers           | 57,54,503.60           |  |  | -                                  | 57,54,503.60           | 15,09,946.64                    | 3,77,486.66                           | 11,32,459.98                    |
| 21       | Training & Placement comp      | 93,523.86              |  |  | -                                  | 93,523.86              | 23,048.11                       | 5,762.03                              | 17,286.08                       |
| 22       | Software                       | 1,88,45,834.48         | 5,90,000.00                            | 37,59,099.39                           | -                                  | 2,31,94,933.87         | 53,93,693.52                    | 19,65,810.80                          | 77,76,982.10                    |
|          | <b>Total - B</b>               | <b>5,87,04,742.40</b>  | <b>5,90,000.00</b>                     | <b>38,48,799.37</b>                    | <b>-</b>                           | <b>6,31,43,541.77</b>  | <b>1,23,39,014.21</b>           | <b>37,13,353.47</b>                   | <b>1,30,64,460.07</b>           |
|          | <b>Total A + B</b>             | <b>17,72,96,702.05</b> | <b>6,80,836.40</b>                     | <b>49,68,446.10</b>                    | <b>-</b>                           | <b>18,29,45,984.55</b> | <b>3,95,41,978.37</b>           | <b>78,91,397.06</b>                   | <b>3,72,99,863.77</b>           |



| Sr. No. | Particulars           | Cost Price<br>RS      | Additions<br>(01.04.21 to<br>30.09.21) | Additions<br>(01.10.21 to<br>31.03.22) | Deletions during<br>the year<br>RS | Total Cost Price<br>RS | W D V as on<br>31.03.2021<br>RS | Depreciation<br>during the year<br>RS | W D V as on<br>31.03.2022<br>RS |
|---------|-----------------------|-----------------------|--|--|------------------------------------|------------------------|---------------------------------|---------------------------------------|---------------------------------|
| B       | Furniture             | 8,39,61,063.57        |  | 674237.60                              |                                    | 8,46,35,301.17         | 1,75,44,516.66                  | 26,82,245.32                          | 1,55,36,508.94                  |
| C       | <b>Library Books</b>  |                       |  |  |                                    |                        |                                 |                                       |                                 |
| 1       | Central Library       | 84,38,824.70          |  | 9,160.10                               |                                    | 84,47,984.80           | 1,98,533.71                     | 50,778.44                             | 1,56,915.37                     |
| 2       | Journals              | 80,68,943.56          |  |  |                                    | 80,68,943.56           | 3,77,581.47                     | 94,395.37                             | 2,83,186.10                     |
| 3       | <b>Engineering UG</b> |                       |  |  |                                    |                        |                                 |                                       |                                 |
| a       | chemical              | 7,48,098.00           |  | 10,612.00                              |                                    | 7,58,710.00            | 2,28,790.21                     | 58,524.05                             | 1,80,878.16                     |
| b       | civil                 | 4,59,451.00           |  | 35,392.00                              |                                    | 4,94,843.00            | 3,16,923.60                     | 83,654.90                             | 2,68,660.70                     |
| c       | computer              | 7,30,874.00           |  | 12,208.00                              |                                    | 7,43,082.00            | 1,94,837.60                     | 50,235.40                             | 1,56,810.20                     |
| d       | E&TC                  | 8,05,752.00           |  | 10,178.00                              |                                    | 8,15,930.00            | 2,05,443.31                     | 52,633.08                             | 1,62,988.23                     |
| e       | Electronics           | 7,39,448.00           |  | 11,762.00                              |                                    | 7,51,210.00            | 1,43,913.56                     | 37,448.64                             | 1,18,226.92                     |
| f       | Engineering Science   | 1,54,614.00           |  | 3,739.00                               |                                    | 1,58,353.00            | 42,320.30                       | 11,047.45                             | 35,011.85                       |
| g       | F Y B. tech           | 2,35,115.78           |  |  |                                    | 2,35,115.78            | 75,421.26                       | 18,855.32                             | 56,565.95                       |
| h       | IT                    | 6,50,564.00           |  | 10,184.00                              |                                    | 6,60,748.00            | 1,19,241.31                     | 31,083.33                             | 98,341.98                       |
| i       | Mathamatics           | 1,53,682.00           |  |  |                                    | 1,53,682.00            | 25,292.18                       | 6,323.05                              | 18,969.14                       |
| J       | Mechanical            | 17,00,381.85          |  |  |                                    | 17,00,381.85           | 5,83,680.98                     | 1,45,920.24                           | 4,37,760.73                     |
| 4       | <b>Engineering PG</b> |                       |  |  |                                    |                        |                                 |                                       |                                 |
| a       | Electronics           | 3,70,489.00           |  |  |                                    | 3,70,489.00            | 28,986.62                       | 7,246.65                              | 21,739.96                       |
| b       | Computer              | 1,89,728.00           |  | 7,432.00                               |                                    | 1,97,160.00            | 12,431.75                       | 4,036.94                              | 15,826.81                       |
| c       | Mechanical            | 26,866.00             |  |  |                                    | 26,866.00              | 7,438.00                        | 1,859.50                              | 5,578.50                        |
| 5       | MBA                   | 3,27,373.00           |  |  |                                    | 3,27,373.00            | 10,513.38                       | 2,628.35                              | 7,885.04                        |
| 6       | MCA                   | 3,53,860.00           |  |  |                                    | 3,53,860.00            | 12,404.68                       | 3,101.17                              | 9,303.51                        |
|         | <b>Total</b>          | <b>2,41,54,064.89</b> | <b>-</b>                               | <b>1,10,667.10</b>                     | <b>-</b>                           | <b>2,42,64,731.99</b>  | <b>25,83,753.90</b>             | <b>6,59,771.86</b>                    | <b>20,34,649.13</b>             |





| Sr. No.      | Particulars                   | Cost Price<br>RS    | Additions<br>(01.04.21 to<br>30.09.21)<br>RS | Additions<br>(01.10.21 to<br>31.03.22) | Deletions during<br>the year<br>RS | Total Cost Price<br>RS | W D V as on<br>31.03.2021<br>RS | Depreciation<br>during the year<br>RS | W D V as on<br>31.03.2022<br>RS |
|--------------|-------------------------------|---------------------|--|--|------------------------------------|------------------------|---------------------------------|---------------------------------------|---------------------------------|
| E            | Vehicle                       |                     |  |  |                                    |                        |                                 |                                       |                                 |
| 1            | Bus No. 1<br>MH 12 V 8095     | 4,66,400.00         | -  | -                                      | 13,060.91                          | 4,53,339.09            | 13,060.91                       | 0.00                                  | 0.00                            |
| 2            | Bus No. 2<br>MH 14 V 8266     | 8,48,779.00         | -  | -                                      | 51,694.77                          | 7,97,084.23            | 51,694.77                       | 0.00                                  | 0.00                            |
| 3            | Bus No. 03<br>MH 14 V 8295    | 9,27,626.00         | -  | -                                      | 58,421.79                          | 8,69,204.21            | 58,421.79                       | 0.00                                  | 0.00                            |
| 4            | Bus No. .04<br>MH 14 v 8296   | 9,27,626.00         | -  | -                                      | 58,421.79                          | 8,69,204.21            | 58,421.79                       | 0.00                                  | 0.00                            |
| 5            | Hero Honda<br>MH 14 AR 9614   | 48,939.00           | -  | -                                      | -                                  | 48,939.00              | 3,633.95                        | 545.09                                | 3,088.85                        |
| 6            | Ford Ikon<br>MH 14 BC 3582    | 5,51,683.00         | -  | -                                      | 56,696.22                          | 4,94,986.78            | 56,696.22                       | 0.00                                  | 0.00                            |
| 7            | Tata ACE<br>MH 14 DM 984      | 3,70,119.00         | -  | -                                      | -                                  | 3,70,119.00            | 85,725.65                       | 12,858.85                             | 72,866.80                       |
| 8            | Tata Sumo<br>MH 14 DN 3841    | 7,25,053.00         | -  | -                                      | -                                  | 7,25,053.00            | 1,92,624.90                     | 28,893.74                             | 1,63,731.17                     |
| 9            | Xylo<br>MH 14 dN 3820         | 8,79,801.00         | -  | -                                      | -                                  | 8,79,801.00            | 2,34,792.43                     | 35,218.86                             | 1,99,573.57                     |
| 10           | Maruti Claz Zxi<br>MH 14 2067 | 10,37,030.00        | -  | -                                      | -                                  | 10,37,030.00           | 3,91,115.58                     | 58,667.34                             | 3,32,448.25                     |
| 11           | Alto<br>MH 14 FS 5616         | 3,73,080.00         | -  | -                                      | -                                  | 3,73,080.00            | 1,80,143.83                     | 27,021.57                             | 1,53,122.26                     |
| 12           | Duet<br>MH14GV4892            | 59,033.58           | -  | -                                      | -                                  | 59,033.58              | 33,534.95                       | 5,030.24                              | 28,504.71                       |
| 13           | Pleasure<br>MH14GV4893        | 57,087.28           | -  | -                                      | -                                  | 57,087.28              | 32,429.32                       | 4,864.40                              | 27,564.92                       |
| <b>Total</b> |                               | <b>72,72,256.86</b> | -  | -                                      | <b>2,38,295.48</b>                 | <b>70,33,961.38</b>    | <b>13,92,296.10</b>             | <b>1,73,100.09</b>                    | <b>9,80,900.53</b>              |



**SCHEDULE NO. 7****ADVANCES**

| SR. NO.          | PARTICULARS  | AMOUNT<br>RS. | AMOUNT<br>RS.        |
|------------------|--|---------------|----------------------|
| A                | Advances   |               | 2,18,697.00          |
| 1                | Advances to party                                      |               | 1,28,04,951.65       |
| 2                | Grant-Science & Engg. Research Board (SERB)<br>Sardare |               |                      |
| 3                | University Research- Archana B. Mane                   |               |                      |
| B                | Deposits   |               |                      |
| 1                | Gas  |               | 4,000.00             |
| 2                | Gas Cylinder   |               | 36,000.00            |
| 3                | ladies hostel -1                                       |               | 20,000.00            |
| 4                | MSEB   |               | 13,45,680.00         |
| 5                | PWD  |               | 10,000.00            |
| 6                | Security Deposit- AICTE- B.Des Course                  |               | 15,00,000.00         |
| C                | Prepaid  |               |                      |
| 1                | Building Insurance                                     |               | 34,323.00            |
| 2                | Money Insurance  |               | 6,193.00             |
| 3                | Vehicle Insurance                                      |               | ,22,896.00           |
| 4                | Advertisement Expenses                                 |               | ,96,306.37           |
| 5                | Equipment Software                                     |               | 5,54,805.21          |
| 6                | Repairs & Maintance                                    |               | ,19,666.63           |
| 7                | Telephone & Internet                                   |               | 1,58,871.00          |
| <b>TOTAL RS.</b> |  |               | <b>168,32,389.86</b> |

**SCHEDULE NO. 8****INCOME OUTSTANDING**

| SR. NO.          | PARTICULARS                             | AMOUNT<br>RS. | AMOUNT<br>RS.          |
|------------------|---|---------------|------------------------|
| 1                | Fees receivable from social welfare     |               | 21,36,62,929.00        |
| 2                | Fees receivable from students           |               | 3,26,44,316.00         |
| 3                | Electricity Charges - Shri Raj Canteen  |               | 3,74,261.00            |
| 4                | Electricity Charges-Chandramukhi        |               | 5,28,624.00            |
| 5                | Electricity Charges-Union Bank of India |               | 4,095.00               |
| 6                | Electricity Charges-Dnyanraj Xerox Shop |               | 2,108.00               |
| 7                | Exochos Static Technologies             |               | 8850.00                |
| 8                | Pro Skills Consulting Private Limited   |               | 63000.00               |
| 9                | Skillsonics Indis Provate Limited       |               | 26550.00               |
| <b>TOTAL RS.</b> |   |               | <b>24,73,14,733.00</b> |





**SCHEDULE NO. 9**  
**CASH & BANK ACCOUNTS**

| SR. NO.          | PARTICULARS                  | AMOUNT<br>RS. | AMOUNT<br>RS.         |
|------------------|------------------------------|---------------|-----------------------|
| 1                | Cash in Hand                 |               | 46,152.00             |
| 2                | Cash at Bank                 |               |                       |
| <b>A</b>         | <b>Bank of India</b>         |               |                       |
| a                | BOI A/c NO.062910110004524   | 1,000.00      |                       |
| b                | BOI A/c No.062927110000006   | 77,60,590.77  |                       |
| c                | BOI A/c No. 062910110001064  | 86,853.04     |                       |
| d                | BOI A/c No. 062910110001026  | 14,25,959.80  |                       |
| f                | BOI A/c No. 062910110000352  | 4,01,070.59   |                       |
| g                | BOI A/c No 062910110003289   | 12,537.94.    |                       |
| h                | BOI A/c No. 062910110000358  | 9,92,960.62   | 1,06,80,972.76        |
| <b>B</b>         | <b>Bank of Maharashtra</b>   |               |                       |
|                  | BOM - 60087174785            |               | 1,37,790.58           |
| <b>C</b>         | <b>Union Bank of India</b>   |               |                       |
| a                | UBI A/c No. :446402011001335 | 8,05,880.22   |                       |
| b                | UBI A/c No. 446404011022012  | 74,08,191.65  |                       |
| c                | UBI A/c No. 587802010000415  | 2,90,948.48   |                       |
| d                | UBI A/c No. 587802010012930  | 68,198.00     | 85,73,218.35          |
| <b>D</b>         | <b>HDFC Bank</b>             |               |                       |
| a                | HDFC A/c No.-50100302967342  | 97,65,163.50  |                       |
| b                | HDFC A/c No- 50100413313450  | 105.01        |                       |
| c                | HDFC A/c No -50100413320825  | 96,33,136.38  | 1,93,98,404.89        |
| <b>TOTAL RS.</b> |                              |               | <b>3,88,36,538.58</b> |



**SCHEDULE NO. 10**  
**EXPENDITURE ON OBJECT OF THE TRUST**

| SR. NO. | PARTICULARS                        | AMOUNT<br>RS.   |
|---------|------------------------------------|-----------------|
| 1       | Salary Teaching                    | 14,31,58,203.00 |
| 2       | Salary Non -Teaching               | 7,34,30,484.00  |
| 3       | Honorarium /Professional Fees      | 1,17,48,608.00  |
| 4       | House Keeping, security and garden | 1,72,25,677.46  |
| 5       | CPF Employer cont                  | 74,83,389.00    |
| 6       | PF admin charges                   | 2,99,335.00     |
| 7       | Advertisement Expenses             | 15,70,419.80    |
| 8       | Affiliation, Certification & Mem.  | 15,29,032.00    |
| 9       | Audit Fees                         | 1,75,572.20     |
| 10      | Bank Commission & Charges          | 73,229.16       |
| 11      | Building Insurance                 | 97,517.00       |
| 12      | Concession Granted                 | 4,74,907.00     |
| 13      | Consumable                         | 4,02,563.17     |
| 14      | Campus maintenance                 | 63,174.00       |
| 15      | Electricity Charges                | 50,44,490.27    |
| 16      | Generator Expenses                 | 2,73,064.00     |
| 17      | Gratuity                           | 2,45,34,468.00  |
| 18      | Industrial Visit                   | 18,410.00       |
| 19      | Office Expenses                    | 4,04,725.45     |
| 20      | Placement Expenses                 | 3,97,578.00     |
| 21      | Postage and Courier                | 522.00          |
| 22      | Printing and Stationery            | 3,35,620.40     |
| 23      | Property Tax                       | 20,70,030.00    |
| 24      | Professional tax late fee          | 400.00          |
| 25      | Repairs to equipment               | 2,10,356.24     |
| 26      | Repairs to building                | 50,26,609.57    |
| 27      | Research Expenses                  | 3,78,598.54     |
| 28      | Interest overdraft                 | 76,83,368.73    |
| 29      | Interest on loan                   | 55,09,112.88    |
| 30      | Staff Training                     | 30,596.00       |
| 31      | Staff Welfare                      | 2,51,900.40     |
| 32      | Vehicle Maintenance                | 9,66,386.53     |
| 33      | Student Seminar & Projects         | 11,500.00       |
| 34      | Telephone                          | 3,42,225.00     |
| 35      | Internet charges                   | 9,75,189.00     |
| 36      | Travelling & Conveyance            | 6,88,514.30     |
| 37      | Rent Sports Ground                 | 18,20,750.00    |
| 38      | Fees Not Recoverable               | 1,45,787.00     |
| 39      | Journals & Subscriptions           | 22,16,751.56    |
| 40      | Misc. Expenses                     | 4,092.76        |





|              |   |             |                        |
|--------------|---|-------------|------------------------|
| 41           | <b>Student Activities</b>               |             |                        |
| a            | Enterepreneurial Development Foundation | 50,000.00   |                        |
| b            | Annual social Gathering                 | 2,15,566.20 |                        |
| c            | Student competitions                    | 6,94,842.83 |                        |
| d            | Student Sports Activity                 | 4,870.00    |                        |
| e            | Prorata                                 | 4,90,155.00 | 14,55,434.03           |
| <b>Total</b> |   |             | <b>31,85,28,591.45</b> |

**SCHEDULE NO. 11  
INCOME FROM OTHER SOURCES**

| SR. NO.          | PARTICULARS                                   | AMOUNT<br>RS.                            | AMOUNT<br>RS.          |
|------------------|---|--|------------------------|
| 1                | Fees Engineering UG<br>Tuition<br>Development | 38,58,86,418.00<br><u>5,90,23,989.00</u> | 44,49,10,407.00        |
| 2                | Fees Engineering PG<br>Tuition<br>Development | 12,43,480.00<br><u>1,86,520.00</u>       | 14,30,000.00           |
| 3                | University Fees                               |  | 20,66,042.00           |
| 4                | Cancellation Charges                          |  | 24,575.92              |
| 5                | Bank Interest Received                        |  | 4,95,778.75            |
| <b>TOTAL RS.</b> |   |  | <b>44,89,26,803.67</b> |



**MAEER's  
MIT AOE School of Design,  
Alandi (D), Pune**

**S. No. 124, Kothrud, Pune – 411 038.  
Maharashtra State, India.**

**Statement of Accounts for the year ended  
31<sup>ST</sup> March, 2022**

---

**M/s. A.H. Joshi & Co.  
Chartered Accountants**

**Neelam, Sadashiv Peth,  
Natubag, Pune 411 030.**



**Audit report for the Financial year 2021-22**

To,

The Executive President and Managing Trustee

MAEER Pune 38

Sir,

Sub: Audit report for the financial year 2021-22 in respect of MAEER's MIT  
AOE SCHOOL OF DESIGN, ALANDI (D), PUNE

1. We have examined the balance sheet as on 31/03/2022 and the Income and Expenditure account for the period beginning from 1/4/2021 to ending on 31/03/2022, attached herewith, of MAEER's MIT AOE SCHOOL OF DESIGN, ALANDI (D), PUNE

, PUNE 411038, PAN – AAAAM1206F.

2. We have examined the books of accounts maintained by the said unit and certify that proper books of accounts are kept by the same.

3. We certify that the method of accounting followed by the unit is of accrual basis.

4. We have obtained all the information and explanation which were necessary for the purpose of audit.

5. We certify that the accounts of the trust are submitted by following applicable accounting standards and give a true and fair representation of segment reporting.

6. We certify that proper books of accounts are kept by the trust and every unit.

7. In our opinion and according to the information and explanation provided to us, the accounts give a true and fair view of:

"A. In case of Balance sheet, the state of affairs of the unit as at 31<sup>st</sup> March 2022  
B. In case of Income and Expenditure account, the surplus/ deficit of the unit for the year ended on that date."

**For A. H. JOSHI & CO.**  
Chartered Accountants  
Firm Registration No. 112396VV

  
S. A. Joshi  
(Partner)  
Membership No.- 037772



Name of the Public Trust:

MAEER's MIT AOE SCHOOL OF DESIGN

Address:

C/o. MAEER, S. No. 124, Kothrud, Pune - 411038.

Registration No.

F-2555

**BALANCE SHEET AS AT 31TH MARCH, 2022**


| FUNDS AND LIABILITIES  | SCH NO. | Amount Rs. | Amount Rs.            | PROPERTIES AND ASSETS   | SCH NO. | Amount Rs. | Amount Rs.            |
|--|---------|------------|-----------------------|---|---------|------------|-----------------------|
| TRUST FUNDS FOR CORPUS   | -       |            |                       | IMMOVABLE PROPERTIES (AT COST)                                    | 4       |            | -                     |
| OTHER EARMARKED FUNDS<br>(Created under the provisions of the<br>Trust deed or scheme out of the | -       |            |                       | INVESTMENTS:<br>(Market value of the above Investments of<br>Rs.) | 5       |            | 27,20,606.00          |
| LOANS (SECURED OR UNSECURED)   | 1       |            | -                     | FURNITURE AND FIXTURES:   | 6       |            | 8,11,986.90           |
| LIABILITIES:   | 2       |            | 33,69,589.01          | LOANS (SECURED OR UNSECURED)                                      | -       |            |                       |
| INCOME AND EXPENDITURE<br>ACCOUNT  | -       |            |                       | ADVANCES  | 7       |            | 17,05,637.00          |
| INTER INSTITUTIONAL BALANCES:  | 3       |            | 87,36,654.92          | INCOME OUTSTANDING:   | 8       |            | 34,79,857.00          |
|  |         |            |                       | CASH AND BANK BALANCES  | 9       |            | 33,88,157.03          |
|  |         |            |                       | INTER INSTITUTIONAL BALANCES:                                     |         |            | -                     |
| <b>TOTAL RS.</b>   |         |            | <b>1,21,06,243.93</b> | <b>TOTAL RS.</b>  |         |            | <b>1,21,06,243.93</b> |

The above Balance sheet to the best of my/our belief contains a true account  
of the funds and liabilities and of the property and Assets of the Trust

AS PER OUR REPORT OF EVEN DATE

**For A. H. JOSHI & Co.**  
Chartered Accountants  
Firm Registration No. 112396W

  
**S. A. Joshi**  
(Partner)  
Membership No. - 037772

  
Managing Trustee & Executive President  
Maharashtra Academy of Engineering  
And Educational Research  
Pune-411038.





Name of the Public Trust:

MAEER's MIT AOE SCHOOL OF DESIGN

Address:

C/o. MAEER, S. No. 124, Kothrud, Pune - 411038.

Registration No.

F-2555

## INCOME AND EXPENDITURE ACCOUNT FOR THE YEAR ENDING 31.03.2022

| EXPENDITURE  | SCH NO. | Amount Rs. | Amount Rs.            | INCOME                               | SCH NO. | Amount Rs. | Amount Rs.            |
|--|---------|------------|-----------------------|--------------------------------------|---------|------------|-----------------------|
| TO EXPENDITURE IN RESPECT OF PROPERTIES            | -       |            |                       | BY RENT                              | -       |            |                       |
| TO ESTABLISHMENT EXPENSES                          | -       |            |                       | BY INTEREST                          | -       |            |                       |
| TO REMUNERATION TO TRUSTEES                        | -       |            |                       | BY DIVIDEND                          | -       |            |                       |
| TO LEGAL EXPENSES                                  | -       |            |                       | BY DONATIONS IN CASH OR KIND         | -       |            |                       |
| TO AUDIT FEES                                      | -       |            |                       | BY GRANTS                            | -       |            |                       |
| TO CONTRIBUTION AND FEES                           | -       |            |                       | BY INCOME FROM OTHER SOURCES         | 11      |            | 1,21,68,218.30        |
| TO AMOUNTS WRITTEN OFF                             | -       |            |                       |                                      |         |            |                       |
| TO MISCELLANEOUS EXPENSES                          | -       |            |                       |                                      |         |            |                       |
| TO DEPRECIATION                                    | 4&6     |            | 1,16,737.90           | BY TRANSFER FROM RESERVE             |         |            |                       |
| TO AMOUNT TRANSFERRED TO RESERVE OR SPECIFIC FUNDS | -       |            |                       |                                      |         |            |                       |
| TO EXPENDITURE ON OBJECT OF TRUST                  | 10      |            | 1,81,82,630.44        | BY EXCESS OF EXPENDITURE OVER INCOME | 3       |            | 61,31,150.04          |
| BY INCOME OF EXPENDITURE OVER INCOME               |         |            |                       |                                      |         |            |                       |
| <b>TOTAL RS.</b>                                   |         |            | <b>1,82,99,368.34</b> | <b>TOTAL RS.</b>                     |         |            | <b>1,82,99,368.34</b> |

AS PER OUR REPORT OF EVEN DATE

*R. K. Wad*  
 Managing Trustee & Executive President  
 Maharashtra Academy of Engineering  
 And Educational Research  
 Pune-411038.



**For A. H JOSHI & CO.**  
 Chartered Accountants  
 Firm Registration No. 112396W

*S. A. Joshi*  
 (Partner)  
 Membership No. - 037772

**SCHEDULE NO. 1**

**Secured & Unsecured Loans  
Balance in Current Bank Accounts**

| SR. NO.   | PARTICULARS | AMOUNT<br>RS. | AMOUNT<br>RS. |
|-----------|-------------|---------------|---------------|
| -- Nil -- |             |               |               |
| TOTAL RS. |             |               | -             |





**SCHEDULE NO. 2****LIABILITIES**

| SR. NO.   | PARTICULARS            | AMOUNT<br>RS. | AMOUNT<br>RS. |
|-----------|------------------------|---------------|---------------|
| A         | Duties & Taxes         |               | 1,89,871.00   |
| B         | Provisions             |               | 21,26,714.00  |
| C         | Sundry Creditors       |               | 47,444.00     |
| D         | Excess fees refundable |               | 1,94,970.00   |
| E         | Other deduction        |               | 4,994.00      |
| F         | Examination fees       |               | 2,57,363.01   |
| G         | Fees Unreconciliation  |               | 3,17,212.00   |
| H         | Gratuity provision     |               | 2,15,314.00   |
| I         | Cancelled student      |               | 15,707.00     |
| TOTAL RS. |                        |               | 33,69,589.01  |

**SCHEDULE NO. 3****INTER INSTITUTIONAL BALANCES**

| SR. NO.   | PARTICULARS   | AMOUNT<br>RS.  |
|-----------|---|----------------|
| 1         | MAEER   |                |
|           | Opening Balance   | 72,03,584.00   |
|           | Add: Receipts from MAEER  | 1,67,79,368.96 |
|           | Less: Payments to MAEER   | 91,15,148.00   |
|           |   | 1,48,67,804.96 |
|           | Less: Excess of Expenditure over Income transfer<br>from Income & Expenditure | 61,31,150.04   |
| TOTAL RS. |   | 87,36,654.92   |



**SCHEDULE NO. 4**

**Immovable Properties**

| Sr. No.          | Particulars | Cost Price Rs. | Additions<br>during the | WDV as on<br>31.03.21 | Depreciation<br>during the | WDV as on<br>31.03.22 |
|------------------|-------------|----------------|-------------------------|-----------------------|----------------------------|-----------------------|
| -- Nil --        |             |                |                         |                       |                            |                       |
| <b>TOTAL RS.</b> |             | -              | -                       | -                     | -                          | -                     |





**SCHEDULE NO. 5**

**INVESTMENTS**

| SR. NO.   | PARTICULARS                                    | AMOUNT<br>RS. | AMOUNT<br>RS. |
|-----------|--|---------------|---------------|
| 1         | BOI- FDR-053045110005285(14.9.2020- 14.9.2030) | 4,50,000.00   |               |
| 2         | BOI- FDR- 053045110005286(14.9.2020-14.9.2030) | 22,50,000.00  |               |
| 3         | BOI- FDR -062945110000834 (25.8.21-25.8.22)    | 10,303.00     |               |
| 4         | BOI-FDR - 062945110000835(25.8.21-25.8.22)     | 10,303.00     | 27,20,606.00  |
| TOTAL RS. |  |               | 27,20,606.00  |



**SCHEDULE NO. 6**

**FURNITURE, FIXTURES AND OTHER ASSETS**

| Sr. No.          | Particulars         | Cost Price<br>RS | Additions during the year<br>RS | Deletions during the year<br>RS | Total Cost Price<br>RS | W D V as on 31.03.2021<br>RS | Depreciation during the year<br>RS | W D V as on 31.03.2022<br>RS |
|------------------|---------------------|------------------|---------------------------------|---------------------------------|------------------------|------------------------------|------------------------------------|------------------------------|
| A                | Equipment           | 0.00.            | 5,26,926.00                     | -                               | 5,26,926.00            | 0.00.                        | 39,519.45.                         | 4,87,406.55                  |
| B                | Computer & Software | 0.00.            | 1,99,313.80                     | -                               | 1,99,313.80            | 0.00.                        | 49,828.45.                         | 1,49,485.35                  |
| C                | Furniture           | 0.00             | 1,32,750.00                     | -                               | 1,32,750.00            | 0.00                         | 9,956.25                           | 1,22,793.75                  |
| D                | Library Books       | 0.00             | 69,735.00                       | -                               | 69,735.00              | 0.00                         | 17,433.75                          | 52,301.25                    |
| <b>TOTAL RS.</b> |                     | <b>0.00.</b>     | <b>9,28,724.80</b>              | <b>0.00</b>                     | <b>9,28,724.80</b>     | <b>0.00.</b>                 | <b>1,16,737.90</b>                 | <b>8,11,986.90</b>           |

| Sr. No.          | Particulars         | Cost Price<br>RS | Additions (01.04.21 to 30.09.21) | Additions (01.10.21 to 31.03.22) | Deletions during the year<br>RS | Total Cost Price<br>RS | W D V as on 31.03.2021<br>RS | Depreciation during the year<br>RS | W D V as on 31.03.2022<br>RS |
|------------------|---------------------|------------------|----------------------------------|----------------------------------|---------------------------------|------------------------|------------------------------|------------------------------------|------------------------------|
| A                | Equipment           |                  |                                  | 5,26,926.00                      |                                 | 5,26,926.00            |                              | 39,519.45                          | 4,87,406.55                  |
| B                | Computer & Software |                  | 1,99,313.80                      |                                  |                                 | 1,99,313.80            |                              | 49,828.45                          | 1,49,485.35                  |
| C                | Furniture           |                  |                                  | 132750.00                        |                                 | 1,32,750.00            |                              | 9,956.25                           | 1,22,793.75                  |
| D                | Library Books       |                  |                                  |                                  |                                 |                        |                              |                                    |                              |
|                  | 1 Central Library   |                  | 69,735                           |                                  | -                               | 69,735.00              |                              | 17,433.75                          | 52,301.25                    |
| <b>TOTAL RS.</b> |                     | <b>-</b>         | <b>2,69,048.80</b>               | <b>6,59,676.00</b>               | <b>-</b>                        | <b>9,28,724.80</b>     |                              | <b>1,16,737.90</b>                 | <b>8,11,986.90</b>           |





**SCHEDULE NO. 7**  
**ADVANCES**

| SR. NO.   | PARTICULARS | AMOUNT<br>RS. | AMOUNT<br>RS. |
|-----------|-------------|---------------|---------------|
| A         | Advances    |               | 17,05,637.00  |
| TOTAL RS. |             |               | 17,05,637.00  |

**SCHEDULE NO. 8**  
**INCOME OUTSTANDING**

| SR. NO.   | PARTICULARS                   | AMOUNT<br>RS. | AMOUNT<br>RS. |
|-----------|-------------------------------|---------------|---------------|
| 1         | Fees receivable from students |               | 34,79,857.00  |
| TOTAL RS. |                               |               | 34,79,857.00  |



**SCHEDULE NO. 9**  
**CASH & BANK ACCOUNTS**

| SR. NO.          | PARTICULARS                 | AMOUNT<br>RS. | AMOUNT<br>RS.       |
|------------------|-----------------------------|---------------|---------------------|
| 1                | Cash in Hand                |               | 0.00                |
| 2                | Cash at Bank                |               |                     |
| A                | <b>Bank of India</b>        |               |                     |
|                  | BOI A/c No. 062927110000002 | 1,14,100.74   | 1,14,100.74         |
|                  | BOI A/c No. 062927110000003 | 11,99,242.29  | 11,99,242.29        |
| B                | <b>HDFC Bank</b>            |               |                     |
|                  | HDFC A/c No.-50100414286192 | 19,17,953.51  | 19,17,953.51        |
|                  | HDFC A/c No.-50100427542102 | 1,56,860.49   | 1,56,860.49         |
| <b>TOTAL RS.</b> |                             |               | <b>33,88,157.03</b> |





**SCHEDULE NO. 10**  
**EXPENDITURE ON OBJECT OF THE TRUST**

| SR. NO. | PARTICULARS                        | AMOUNT<br>RS.         |
|---------|------------------------------------|-----------------------|
| 1       | Salary Teaching                    | 73,40,952.00          |
| 2       | Salary Non -Teaching               | 55,29,657.00          |
| 3       | Honorarium /Professional Fees      | 16,15,471.00          |
| 4       | CPF Employer cont                  | 4,10,310.00           |
| 5       | PF admin charges                   | 16,410.00.            |
| 6       | Affiliation, Certification & Mem.  | 4,26,720.00           |
| 7       | Audit Fees                         | 1,05,830.00           |
| 8       | Bank Commission & Charges          | 5,900.00              |
| 9       | Concession Granted                 | 1,759.69              |
| 10      | Consumable                         | 25,00,000.00          |
| 11      | Gratuity                           | 26,187.75.            |
| 12      | Office Expenses                    | 2,15,314.00           |
| 13      | PT late fees                       | 58,763.00.            |
| 14      | Professional Tax - Late Return Fee | 400.00.               |
| 15      | Repairs to equipment               | 200.00                |
| 16      | Travelling & Conveyance            | 50,000.00.            |
| 17      | Fees Not Recoverable               | 54,579.00.            |
| 18      | Journals & Subscriptions           | 1,40,737.00           |
| 19      | Student Activities                 | 20,501.00             |
| 20      | Prorata                            | 75,000.00             |
|         | <b>Total</b>                       | <b>14,659.00</b>      |
|         |                                    | <b>1,81,82,630.44</b> |



**SCHEDULE NO.11**  
**INCOME FROM OTHER SOURCES**

| SR. NO.          | PARTICULARS                  | AMOUNT<br>RS.  | AMOUNT<br>RS.         |
|------------------|------------------------------|----------------|-----------------------|
| 1                | Fees (F.Y. & S.Y.)<br>Ad hoc | 1,20,40,000.00 | 1,20,40,000.00        |
| 2                | University Fees              |                | 62,482.00.            |
| 3                | Bank interest                |                | 65,736.30.            |
| <b>TOTAL RS.</b> |                              |                | <b>1,21,68,218.30</b> |





**Balance Sheet and Audit  
Report  
2020-21**

**MAEER's**  
**MIT Academy of Engineering,**  
**Alandi (D), Pune**

**S. No. 124, Kothrud, Pune – 411 038.**  
**Maharashtra State, India.**

Statement of Accounts for the year ended  
**31<sup>ST</sup> March, 2021**

---

**M/s. A.H. Joshi & Co.**  
**Chartered Accountants**

Neelam, Sadashiv Peth,  
Natubag, Pune 411 030.



**Audit report for the Financial year 2020-21**

To,

The Executive President and Managing Trustee

MAEER Pune 38

Sir,

Sub: Audit report for the financial year 2020-21 in respect of MAEER's MIT  
ACADEMY OF ENGINEERING ALANDI (D), PUNE

1. We have examined the balance sheet as on 31/03/2021 and the Income and Expenditure account for the period beginning from 1/4/2020 to ending on 31/03/2021, attached herewith, of MAEER's MIT ACADEMY OF ENGINEERING ALANDI (D), PUNE 411038, PAN – AAAAM1206F.
2. We have examined the books of accounts maintained by the said unit and certify that proper books of accounts are kept by the same.
3. We certify that the method of accounting followed by the unit is of accrual basis.
4. We have obtained all the information and explanation which were necessary for the purpose of audit.
5. We certify that the accounts of the trust are submitted by following applicable accounting standards and give a true and fair representation of segment reporting.
6. We certify that proper books of accounts are kept by the trust and every unit.
7. In our opinion and according to the information and explanation provided to us, the accounts give a true and fair view of:  
  
"A. In case of Balance sheet, the state of affairs of the unit as at 31<sup>st</sup> March 2021  
B. In case of Income and Expenditure account, the surplus/ deficit of the unit for the year ended on that date."

For A. H. JOSHI & CO.  
Chartered Accountants  
Firm Registration No.112396W

  
S.A. Joshi  
(Partner)  
Membership No. 037772



THE BOMBAY PUBLIC TRUST ACT, 1950

SCHEDULE VIII [(VIDE RULE 17(1))]

Name of the Public Trust:

Address:

Registration No.

MAEER's MIT Academy of Engineering, Alandi, Pune

C/o. MAEER, S. No. 124, Kothrud, Pune - 411038.

F - 2555 (Pune)

BALANCE SHEET AS AT 31TH MARCH, 2021

| FUNDS AND LIABILITIES  | SCH NO. | AMT RS. | AMOUNT RS.             | PROPERTIES AND ASSETS                          | SCH NO. | AMT RS. | AMOUNT RS.             |
|--|---------|---------|------------------------|--|---------|---------|------------------------|
| TRUST FUNDS FOR CORPUS   | -       |         |                        | IMMOVABLE PROPERTIES (AT COST                  | 4       |         | 5,33,77,734.16         |
| OTHER EARMARKED FUNDS  | -       |         |                        | INVESTMENTS:                                   | 5       |         | 86,97,311.47           |
| (Created under the provisions of the Trust deed or scheme out of the income) |         |         |                        | (Market value of the above Investments of Rs.) |         |         |                        |
| LOANS (SECURED OR UNSECURED)   | 1       |         | 12,78,07,805.24        | FURNITURE AND FIXTURES:                        | 6       |         | 6,45,54,995.90         |
| LIABILITIES:   | 2       |         | 21,73,98,955.83        | LOANS (SECURED OR UNSECURED)                   | -       |         |                        |
| INCOME AND EXPENDITURE ACCOUNT   | -       |         |                        | ADVANCES                                       | 7       |         | 73,14,466.50           |
| INTER INSTITUTIONAL BALANCES:  | 3       |         | 3,79,62,218.99         | INCOME OUTSTANDING:                            | 8       |         | 21,55,17,461.50        |
|  |         |         |                        | CASH AND BANK BALANCES                         | 9       |         | 3,37,07,010.53         |
|  |         |         |                        | INTER INSTITUTIONAL BALANCES:                  |         |         | -                      |
| <b>TOTAL RS.</b>   |         |         | <b>38,31,68,980.06</b> | <b>TOTAL RS.</b>                               |         |         | <b>38,31,68,980.06</b> |

The above Balance sheet to the best of my/our belief contains a true account of the funds and liabilities and of the property and Assets of the Trust


AS PER OUR REPORT OF EVEN DATE

*R/Kar-2*  
Managing Trustee & Executive President  
Maharashtra Academy of Engineering  
And Educational Research  
Pune-411038.

*Jullate*  
**SECRETARY**  
Maharashtra Academy of Engineering  
And Educational Research  
Pune - 411 038

**For A. H JOSHI & CO.**  
Chartered Accountants  
Firm Registration No. 112396W

*S. A. Joshi*  
(Partner)  
Membership No. - 037772





Name of the Public Trust:

Address:

Registration No.

MAEER's MIT Academy of Engineering, Alandi, Pune

C/o. MAEER, S. No. 124, Kothrud, Pune - 411038.

F - 2555 (Pune)

## INCOME AND EXPENDITURE ACCOUNT FOR THE YEAR ENDING 31.03.2021

| EXPENDITURE  | SCH NO. | AMT RS. | AMOUNT RS.             | INCOME                               | SCH NO. | AMT RS. | AMOUNT RS.             |
|--|---------|---------|------------------------|--------------------------------------|---------|---------|------------------------|
| TO EXPENDITURE IN RESPECT OF PROPERTIES            | -       |         |                        | BY RENT                              | -       |         |                        |
| TO ESTABLISHMENT EXPENSES                          | -       |         |                        | BY INTEREST                          | -       |         |                        |
| TO REMUNERATION TO TRUSTEES                        | -       |         |                        | BY DIVIDEND                          | -       |         |                        |
| TO LEGAL EXPENSES                                  | -       |         |                        | BY DONATIONS IN CASH OR KIND         | -       |         |                        |
| TO AUDIT FEES                                      | -       |         |                        | BY GRANTS                            | -       |         |                        |
| TO CONTRIBUTION AND FEES                           | -       |         |                        | BY INCOME FROM OTHER SOURCES         | 11      |         | 40,60,13,615.48        |
| TO AMOUNTS WRITTEN OFF                             | -       |         |                        |                                      |         |         |                        |
| TO MISCELLANEOUS EXPENSES                          | -       |         |                        |                                      |         |         |                        |
| TO DEPRECIATION                                    | 4&6     |         | 1,80,86,125.92         | BY TRANSFER FROM RESERVE             |         |         | -                      |
| TO AMOUNT TRANSFERRED TO RESERVE OR SPECIFIC FUNDS | -       |         |                        |                                      |         |         |                        |
| TO EXPENDITURE ON OBJECT OF TRUST                  | 10      |         | 40,53,97,590.13        | BY EXCESS OF EXPENDITURE OVER INCOME | 3       |         | 1,74,70,100.56         |
| BY INCOME OF EXPENDITURE OVER INCOME               |         |         |                        |                                      |         |         |                        |
| <b>TOTAL RS.</b>                                   |         |         | <b>42,34,83,716.05</b> | <b>TOTAL RS.</b>                     |         |         | <b>42,34,83,716.04</b> |

*R. K. Kulkarni*  
 Managing Trustee & Executive President  
 Maharashtra Academy of Engineering  
 And Educational Research  
 Pune-411038.

*Shubhate*  
**SECRETARY**  
 Maharashtra Academy of Engineering  
 And Educational Research  
 Pune - 411 038

AS PER OUR REPORT OF EVEN DATE

For **A. H. JOSHI & CO.**  
 Chartered Accountants  
 Firm Registration No. 112396W

*S. A. Joshi*  
 ( Partner )  
 Membership No. - 037772



**SCHEDULE NO. 1**  
**SECURED & UNSECURED LOANS**  
**Balances in Current Bank Accounts**

| SR.<br>NO.                  | PARTICULARS                          | AMOUNT<br>RS.  | AMOUNT<br>RS.          |
|-----------------------------|--------------------------------------|----------------|------------------------|
| <b><u>Secured Loans</u></b> |                                      |                |                        |
| 1                           | The Federal Bank Ltd. TL2 No. 2581   | 44,57,794.00   |                        |
|                             | Less: Repayment                      | 44,57,794.00   |                        |
|                             | Addition                             | 41,60,445.40   | 41,60,445.40           |
| 2                           | The Federal Bank Ltd. TL 3 2631      | 39,67,482.00   |                        |
|                             | Less: Repayment                      | 39,67,482.00   |                        |
|                             | Addition                             | 31,20,208.00   | 31,20,208.00           |
| 3                           | B P Federal TL A/c 2698 (35 )        | 1,38,20,701.00 |                        |
|                             | Less: Repayment                      | 1,38,20,701.00 |                        |
|                             | Addition                             |                | -                      |
| 4                           | BP Federal Bank OD 2086              | 1,39,25,614.00 |                        |
|                             | Less: Repayment                      | 1,39,25,614.00 |                        |
|                             | Addition                             | 2,29,40,238.12 | 2,29,40,238.12         |
| 5                           | BP HDFC OD A/c 00070120000575        | 1,76,00,691.00 |                        |
|                             | Less: Repayment                      | 1,76,00,691.00 |                        |
|                             | Addition                             | 3,10,05,586.50 | 3,10,05,586.50         |
| 6                           | BP HDFC STL A/c No. 007LN10170310003 | 3,31,31,818.00 |                        |
|                             | Less: Repayment                      | 3,31,31,818.00 |                        |
|                             | Addition                             | 5,83,45,000.00 | 5,83,45,000.00         |
| 7                           | BP HDFC Bank TL No. 8                | 17,61,824.51   |                        |
|                             | Less: Repayment                      | 17,61,824.51   |                        |
|                             | Addition                             | 16,31,172.01   | 16,31,172.01           |
| 8                           | BP HDFC Bank TL No. 9                | 70,30,185.33   |                        |
|                             | Less: Repayment                      | 70,30,185.33   |                        |
|                             | Addition                             | 66,05,155.21   | 66,05,155.21           |
| <b>TOTAL RS.</b>            |                                      |                | <b>12,78,07,805.24</b> |





**SCHEDULE NO. 2****LIABILITIES**

| <b>SR.<br/>NO.</b> | <b>PARTICULARS</b>                                  | <b>AMOUNT<br/>RS.</b> | <b>AMOUNT<br/>RS.</b>  |
|--------------------|---|-----------------------|------------------------|
| A                  | Provisions  |                       | 14,37,89,780.00        |
| B                  | Sundry Creditors (as per list)                      |                       | 54,07,862.99           |
| C                  | Deposits  |                       | 75,000.00              |
|                    | Xerox Shop  | 75,000.00             |                        |
| D                  | Scholarships  |                       | 40,94,839.25           |
| E                  | Fees to be adjusted/ refunded                       |                       | 73,73,804.40           |
| F                  | Grants  |                       | 6,60,210.16            |
| G                  | Other Liabilities                                   |                       |                        |
| 1                  | University Exam Reval.                              | 1,76,939.00           |                        |
| 2                  | CET   | 41,102.00             |                        |
| 3                  | MIT Society   | 2,37,620.00           |                        |
| 4                  | Other Deduction                                     | 23,110.00             |                        |
| 5                  | NPTL Workshop (Library)                             | 4,156.00              |                        |
| 6                  | QIP- State Level Seminar (IT Enable Green India) IT | 40,645.00             |                        |
| 7                  | Technology Entrepreneurship Development Programme   | 6,571.80              |                        |
| 8                  | World Wide ITES (Online Exam)                       | 10,317.00             |                        |
| 9                  | Sponsorship   | 70,000.00             |                        |
| 10                 | REDX - Club   | 3,500.00              |                        |
| 11                 | Equilibrium (Technical Student Event) -2021         | 1,49,528.92           |                        |
| 12                 | MPSC Exam   | 9,532.00              |                        |
| 13                 | National Creativity Aptitude Test                   | 3,450.00              |                        |
| 14                 | SWO - Unreconciliation                              | 5,59,032.75           | 13,35,504.47           |
| H                  | Gratuity  | 3,81,29,742.00        |                        |
|                    | Paid during the year                                | 12,37,644.00          |                        |
|                    | Addition during the year                            | 33,11,493.00          | 4,02,03,591.00         |
| I                  | Grant University Exam                               |                       | 1,55,854.92            |
| J                  | Duties & Taxes                                      |                       | 30,64,222.70           |
| K                  | Exam Fees (Autonomus)                               |                       | 1,12,38,285.94         |
| <b>TOTAL RS.</b>   |   |                       | <b>21,73,98,955.83</b> |



**SCHEDULE NO. 3**  
**INTER INSTITUTIONAL BALANCES**

| SR.<br>NO. | PARTICULARS  | AMOUNT<br>RS.                |
|------------|--|------------------------------|
| 1          | MAEER  |                              |
|            | Opening Balance  | 5,83,83,139.15               |
|            | Add: Receipts from MAEER   | 42,24,83,902.80              |
|            | Less: Payments to MAEER  | <u>42,54,34,722.40</u>       |
|            |  | 5,54,32,319.55               |
|            | Less:- Excess of Income over Expenditure transfer<br>from Income & Expenditure | 1,74,70,100.56               |
|            | <b>TOTAL RS.</b>   | <b><u>3,79,62,218.99</u></b> |





**SCHEDULE NO. 4**

**IMMOVABLE PROPERTIES**

| Sr. No. | Particulars            | Cost Price<br>RS       | Additions during the year<br>RS | Transfer / W off during the year<br>RS | Total<br>RS            | W D V as on 31.03.2020<br>RS | WDV Transfer | Depreciation during the year 10%<br>RS | W D V as on 31.03.2021<br>RS |
|---------|------------------------|------------------------|---------------------------------|--|------------------------|------------------------------|--------------|--|------------------------------|
| A       | Land                   | 1,31,67,774.50         | -                               | -                                      | 1,31,67,774.50         | 1,31,67,774.50               |              | -                                      | 1,31,67,774.50               |
|         | <b>TOTAL - A</b>       | <b>1,31,67,774.50</b>  | <b>-</b>                        | <b>-</b>                               | <b>1,31,67,774.50</b>  | <b>1,31,67,774.50</b>        |              | <b>-</b>                               | <b>1,31,67,774.50</b>        |
| B       | Building               |                        |                                 |  |                        |                              |              |  |                              |
| 1       | College                | 2,66,15,717.00         |                                 |  | 2,66,15,717.00         | 47,89,761.60                 |              | 4,78,976.16                            | 43,10,785.44                 |
| 2       | Library                | 1,22,88,436.50         |                                 |  | 1,22,88,436.50         | 26,12,968.55                 |              | 2,61,296.86                            | 23,51,671.70                 |
| 3       | Boys Hostel            | 3,66,09,136.44         |                                 |  | 3,66,09,136.44         | 81,40,258.94                 |              | 8,14,025.89                            | 73,26,233.05                 |
| 4       | Road Work              | 24,70,604.00           |                                 |  | 24,70,604.00           | 6,86,311.44                  |              | 68,631.14                              | 6,17,680.30                  |
| 5       | Staff Quarters         | 11,723.00              |                                 |  | 11,723.00              | -                            |              | -                                      | -                            |
| 6       | Workshop               | 55,40,786.00           |                                 |  | 55,40,786.00           | 10,38,635.82                 |              | 1,03,863.58                            | 9,34,772.24                  |
| 7       | Compound Wall          | 11,10,651.00           |                                 |  | 11,10,651.00           | 2,63,241.75                  |              | 26,324.18                              | 2,36,917.58                  |
| 8       | Sports Ground          | 15,99,564.00           |                                 |  | 15,99,564.00           | 5,65,121.24                  |              | 56,512.12                              | 5,08,609.12                  |
| 9       | Parking                | 42,26,996.00           |                                 |  | 42,26,996.00           | 18,15,660.30                 |              | 1,81,566.03                            | 16,34,094.27                 |
| 10      | New Workshop           | 64,40,072.00           |                                 |  | 64,40,072.00           | 14,90,755.65                 |              | 1,49,075.57                            | 13,41,680.09                 |
| 11      | North Block            | 3,45,57,570.98         |                                 |  | 3,45,57,570.98         | 91,67,140.08                 |              | 9,16,714.01                            | 82,50,426.07                 |
| 12      | Library Extension      | 2,13,77,542.20         |                                 |  | 2,13,77,542.20         | 1,33,85,836.87               |              | 13,38,583.69                           | 1,20,47,253.18               |
| 13      | Civil                  | 8,88,939.00            |                                 |  | 8,88,939.00            | 7,22,040.70                  |              | 72,204.07                              | 6,49,836.63                  |
|         | <b>TOTAL - B</b>       | <b>15,37,37,738.12</b> | <b>-</b>                        | <b>-</b>                               | <b>15,37,37,738.12</b> | <b>4,46,77,732.94</b>        | <b>-</b>     | <b>44,67,773.29</b>                    | <b>4,02,09,959.66</b>        |
|         | <b>TOTAL - (A + B)</b> | <b>16,69,05,512.62</b> | <b>-</b>                        | <b>-</b>                               | <b>16,69,05,512.62</b> | <b>5,78,45,507.44</b>        | <b>-</b>     | <b>44,67,773.29</b>                    | <b>5,33,77,734.16</b>        |



**SCHEDULE NO. 5****INVESTMENTS**

| SR.<br>NO.       | PARTICULARS  | AMOUNT<br>RS.  | AMOUNT<br>RS.       |
|------------------|--|--|---------------------|
| 1                | College -Investment<br>UBI-FDR. No.587803030001169 -( 25.2.2020 -2022) Xerox Shop  |  | 1,15,809.00         |
| 2                | DTE Investment<br>BOI - 050645110008051(16.10.2018)(16.10.2023)FE<br>BOI - 050645110008053(16.10.2018)(16.10.2023)SE<br>BOI-FDR-053045110002286(14.7.2014)<br>(14.7.2024)SEdirect,Civil,ME<br>BOI-FDR-053045110002941(15.7.2020-15.7.2025)ME ETX<br>BOI-FDR053045110002942(15.7.2020-15.7.2025)ME Comp<br>FDR 053045110002863(13.5.2015-13.5.2025)TE&BE<br>FDR053045110002864(13.5.2015-13.5.2025)TE&BE<br>FDR 587803030002632 (19.7.2017) (19.7.2022) Intake<br>UBI- FDR-587803030000891 (30.5.2023)Increase in Int | 24,13,635.72<br>12,05,553.07<br>12,00,000.00<br>2,87,979.00<br>2,87,982.00<br>7,18,678.00<br>7,18,675.00<br>7,00,000.00<br>3,00,000.00 | 78,32,502.79        |
| 3                | S.P.Pune University-Investment<br>BOI-053045110001119 - 17.10.2022   |  | 7,48,999.68         |
| <b>TOTAL RS.</b> |  |  | <b>86,97,311.47</b> |






**SCHEDULE NO. 6**  
**FURNITURE, FIXTURES AND OTHER ASSETS**

| Sr. No. | Particulars           | Cost Price<br>RS       | Additions during<br>the year<br>RS | Deletions during<br>the year<br>RS | Total Cost Price<br>RS | W D V as on<br>31.03.2020<br>RS | Depreciation<br>during the year<br>RS | W D V as on<br>31.03.2021<br>RS |
|---------|-----------------------|------------------------|------------------------------------|------------------------------------|------------------------|---------------------------------|---------------------------------------|---------------------------------|
| A       | Equipment             | 17,72,96,702.05        | 5,55,643.06                        | -                                  | 17,78,52,345.11        | 4,78,91,514.19                  | 89,05,178.84                          | 3,95,41,978.42                  |
| B       | Furniture & Fixture   | 8,39,61,063.57         | 0.00.                              | -                                  | 8,39,61,063.57         | 2,06,40,607.83                  | 30,96,091.17                          | 1,75,44,516.66                  |
| C       | Library Books         | 2,41,54,064.89         | 0.00.                              | 2,190.00                           | 2,41,51,874.89         | 34,47,560.14                    | 8,61,616.30                           | 25,83,753.84                    |
| D       | Plant & Machinery     | 20,17,798.00           | -                                  | -                                  | 20,17,798.00           | 5,82,742.72                     | 87,411.41.                            | 4,95,331.31                     |
| E       | Vehicles              | 72,72,256.86           | -                                  | -                                  | 72,72,256.86           | 16,37,995.41                    | 2,45,699.31                           | 13,92,296.10                    |
| F       | DG Set                | 34,55,657.00           | -                                  | -                                  | 34,55,657.00           | 6,86,487.28                     | 1,02,973.09                           | 5,83,514.19                     |
| G       | Water Treatment Plant | 11,37,991.00           | -                                  | -                                  | 11,37,991.00           | 3,98,318.95                     | 59,747.84                             | 3,38,571.11                     |
| H       | Bio Gas Plant         | 1,88,900.00            | -                                  | -                                  | 1,88,900.00            | 1,27,837.62                     | 19,175.64                             | 1,08,661.98                     |
| I       | Vermi Compost project | 39,933.00              | -                                  | -                                  | 39,933.00              | 28,851.59                       | 4,327.74                              | 24,523.85                       |
| J       | Motor Pump set        | 35,035.00              | -                                  | -                                  | 35,035.00              | -                               | -                                     | -                               |
| K       | Models & Charts       | 35,413.00              | -                                  | -                                  | 35,413.00              | -                               | -                                     | -                               |
| L       | Fire Fighting         | -                      | -                                  | -                                  | -                      | -                               | -                                     | -                               |
|         |                       |                        |                                    |                                    | 0.00.                  | 21,77,979.72                    | 2,36,131.29                           | 19,41,848.44                    |
|         | <b>TOTAL RS.</b>      | <b>29,95,94,814.37</b> | <b>5,55,643.06</b>                 | <b>2,190.00.</b>                   | <b>30,01,48,267.43</b> | <b>7,76,19,895.45</b>           | <b>1,36,18,352.64</b>                 | <b>6,45,54,995.90</b>           |



| Sr. No.   | Particulars                        | Cost Price      | Additions<br>(01.04.20 to<br>30.09.20) | Additions<br>(01.10.20 to<br>31.03.21) | Deletions during<br>the year | Total Cost Price | W D V as on<br>31.03.2020 | Depreciation<br>during the year | W D V as on<br>31.03.2021 |
|-----------|------------------------------------|-----------------|--|--|------------------------------|------------------|---------------------------|---------------------------------|---------------------------|
|           |                                    | RS              |  |  | RS                           | RS               | RS                        | RS                              | RS                        |
| A         | Equipment                          |                 |  |  |                              |                  |                           |                                 |                           |
| 1         | Air Conditioner                    | 23,39,770.00    | -                                      | -                                      | -                            | 23,39,770.00     | 1,72,522.02               | 25,878.30                       | 1,46,643.72               |
| 2         | Applied Mechanical                 | 83,020.00       | -                                      | -                                      | -                            | 83,020.00        | -                         | -                               | -                         |
| 3         | Basic Engineering                  | 2,84,038.00     | -                                      | -                                      | -                            | 2,84,038.00      | 54,529.82                 | 8,179.47                        | 46,350.35                 |
| 4         | Canteen                            | 5,55,773.00     | -                                      | -                                      | -                            | 5,55,773.00      | 40,250.34                 | 6,037.55                        | 34,212.79                 |
| 5         | Chemical                           | 66,76,035.78    | -                                      | -                                      | -                            | 66,76,035.78     | 22,74,919.71              | 3,41,237.96                     | 19,33,681.75              |
| 6         | Civil                              | 69,52,619.11    | -                                      | -                                      | -                            | 69,52,619.11     | 44,74,164.88              | 6,71,124.73                     | 38,03,040.15              |
| 7         | Computer Engineering               | 2,66,32,561.00  | -                                      | -                                      | -                            | 2,66,32,561.00   | 35,40,653.13              | 5,31,097.97                     | 30,09,555.16              |
| 8         | E&TC                               | 1,70,81,100.38  | -                                      | -                                      | -                            | 1,70,81,100.38   | 40,88,502.66              | 6,13,275.40                     | 34,75,227.26              |
| 9         | Electrical                         | 6,22,765.00     | -                                      | -                                      | -                            | 6,22,765.00      | 3,00,705.88               | 45,105.88                       | 2,55,600.00               |
| 10        | Electrical Lab                     | 8,58,154.00     | -                                      | -                                      | -                            | 8,58,154.00      | 95,065.69                 | 14,259.85                       | 80,805.84                 |
| 11        | Electronics                        | 66,00,124.70    | -                                      | -                                      | -                            | 66,00,124.70     | 8,33,508.96               | 1,25,026.34                     | 7,08,482.62               |
| 12        | Enterprenurship                    | 12,967.00       | -                                      | -                                      | -                            | 12,967.00        | 38,253.14                 | 5,737.97                        | 32,515.17                 |
| 13        | Engineering sciences               | 9,26,657.09     | -                                      | -                                      | -                            | 9,26,657.09      | 72,132.60                 | 10,819.89                       | 61,312.71                 |
| 14        | Engineering sciences(QIP)          | -               | -                                      | -                                      | -                            | -                | 1,93,627.78               | 29,044.17                       | 1,64,583.61               |
| 15        | Equipment ETX                      | 64,23,627.40    | -                                      | -                                      | -                            | 64,23,627.40     | 22,77,853.53              | 3,41,678.03                     | 19,36,175.50              |
| 16        | Estate                             | 1,58,274.02     | -                                      | 9,971.00                               | -                            | 1,68,245.02      | 98,556.13                 | 15,531.24                       | 92,995.89                 |
| 17        | Exam                               | 18,02,360.18    | -                                      | -                                      | -                            | 18,02,360.18     | 12,68,190.66              | 1,90,228.60                     | 10,77,962.06              |
| 18        | F Y B.Tech                         | 12,660.00       | -                                      | -                                      | -                            | 12,660.00        | 7,191.71                  | 1,078.76                        | 6,112.95                  |
| 19        | Garden                             | 5,75,500.00     | -                                      | -                                      | -                            | 5,75,500.00      | 52,610.92                 | 7,891.64                        | 44,719.28                 |
| 20        | Gymkhana                           | 5,11,417.00     | -                                      | -                                      | -                            | 5,11,417.00      | 90,887.03                 | 13,633.05                       | 77,253.98                 |
| 21        | Hostel                             | 51,49,887.00    | -                                      | -                                      | -                            | 51,49,887.00     | 10,59,436.22              | 1,58,915.43                     | 9,00,520.79               |
| 22        | HPD                                | 63,335.00       | -                                      | -                                      | -                            | 63,335.00        | 33,290.39                 | 4,993.56                        | 28,296.83                 |
| 23        | Information & Technology           | 22,48,878.00    | -                                      | -                                      | -                            | 22,48,878.00     | 8,68,843.88               | 1,30,326.58                     | 7,38,517.30               |
| 24        | Internet centre                    | 2,71,343.00     | -                                      | -                                      | -                            | 2,71,343.00      | 6,19,607.78               | 92,941.17                       | 5,26,666.61               |
| 25        | Library                            | 5,00,521.00     | -                                      | -                                      | -                            | 5,00,521.00      | 72,318.75                 | 10,847.81                       | 61,470.94                 |
| 26        | Maths                              | 1,04,492.00     | -                                      | -                                      | -                            | 1,04,492.00      | 13,685.44                 | 2,052.82                        | 11,632.62                 |
| 27        | MBA                                | 6,80,053.00     | -                                      | -                                      | -                            | 6,80,053.00      | 86,457.81                 | 12,968.67                       | 73,489.14                 |
| 28        | MCA                                | 3,22,656.00     | -                                      | -                                      | -                            | 3,22,656.00      | 62,377.14                 | 9,356.57                        | 53,020.57                 |
| 29        | Mechanical Engineering             | 1,19,71,264.34  | -                                      | -                                      | -                            | 1,19,71,264.34   | 40,40,279.15              | 6,06,041.87                     | 34,34,237.28              |
| 30        | M. Tech                            | 49,769.00       | -                                      | -                                      | -                            | 49,769.00        | 34,817.59                 | 5,222.64                        | 29,594.95                 |
| 31        | Office                             | 34,56,678.80    | -                                      | -                                      | -                            | 34,56,678.80     | 8,61,613.07               | 1,29,241.96                     | 7,32,371.11               |
| 32        | Physics Dept.                      | 5,90,155.00     | -                                      | -                                      | -                            | 5,90,155.00      | 59,571.35                 | 8,935.70                        | 50,635.65                 |
| 33        | Projector                          | 3,62,483.00     | -                                      | -                                      | -                            | 3,62,483.00      | 17,799.89                 | 2,669.98                        | 15,129.91                 |
| 34        | Student section                    | 12,15,480.00    | -                                      | -                                      | -                            | 12,15,480.00     | 80,944.69                 | 12,141.70                       | 68,802.99                 |
| 35        | UPS                                | 46,81,903.00    | -                                      | -                                      | -                            | 46,81,903.00     | 18,37,971.46              | 2,75,695.72                     | 15,62,275.74              |
| 36        | Workshop                           | 69,93,722.60    | -                                      | -                                      | -                            | 69,93,722.60     | 15,96,717.66              | 2,39,507.65                     | 13,57,210.01              |
| 37        | Lift - 1                           | 8,19,915.25     | -                                      | -                                      | -                            | 8,19,915.25      | 6,44,658.37               | 96,698.76                       | 5,47,959.61               |
| 38        | Equipment- Training &<br>Placement | -               | -                                      | -                                      | -                            | -                | 28,119.22                 | 4,217.88                        | 23,901.34                 |
| Total - A |                                    | 11,85,91,959.65 | -                                      | 9,971.00                               | -                            | 11,86,01,930.65  | 3,19,92,636.45            | 47,99,643.29                    | 2,72,02,964.16            |





| Sr. No.                          | Particulars               | Cost Price<br>RS       | Additions<br>(01.04.20 to<br>30.09.20) | Additions<br>(01.10.20 to<br>31.03.21) | Deletions during<br>the year<br>RS | Total Cost Price<br>RS | W D V as on<br>31.03.2020<br>RS | Depreciation<br>during the year<br>RS | W D V as on<br>31.03.2021<br>RS |
|----------------------------------|---------------------------|------------------------|--|--|------------------------------------|------------------------|---------------------------------|---------------------------------------|---------------------------------|
| <b>B Computer &amp; Software</b> |                           |                        |  |  |                                    |                        |                                 |                                       |                                 |
| 1                                | Chemical lab (computers)  | 17,86,709.00           | -                                      | -                                      | -                                  | 17,86,709.00           | 1,81,123.59                     | 45,280.90                             | 1,35,842.69                     |
| 2                                | Civil (computer)          | 22,79,456.00           | -                                      | -                                      | -                                  | 22,79,456.00           | 5,44,872.23                     | 1,36,218.06                           | 4,08,654.17                     |
| 3                                | Computer (Computer)       | 40,37,335.00           | -                                      | -                                      | -                                  | 40,37,335.00           | 20,98,272.79                    | 5,24,568.20                           | 15,73,704.59                    |
| 4                                | E&TC Computer             | 41,71,995.50           | -                                      | -                                      | -                                  | 41,71,995.50           | 10,47,579.88                    | 2,61,894.97                           | 7,85,684.91                     |
| 5                                | Electronics lab computers | 16,91,381.00           | -                                      | -                                      | -                                  | 16,91,381.00           | 1,77,316.28                     | 44,329.07                             | 1,32,987.21                     |
| 6                                | Engineering Sc Computer   | 2,66,555.00            | -                                      | -                                      | -                                  | 2,66,555.00            | 27,379.27                       | 6,844.82                              | 20,534.45                       |
| 7                                | Estate computer           | 33,975.00              | -                                      | -                                      | -                                  | 33,975.00              | 7,525.09                        | 1,881.27                              | 5,643.82                        |
| 8                                | Exam (Computer)           | 10,52,003.59           | -                                      | -                                      | -                                  | 10,52,003.59           | 4,22,546.00                     | 1,05,636.50                           | 3,16,909.50                     |
| 9                                | F Y B.Tech (Computer)     | 9,99,916.00            | -                                      | -                                      | -                                  | 9,99,916.00            | 3,69,109.62                     | 92,277.41                             | 2,76,832.22                     |
| 10                               | HPD (Computer)            | 9,91,423.00            | -                                      | -                                      | -                                  | 9,91,423.00            | 3,84,935.70                     | 96,233.93                             | 2,88,701.78                     |
| 11                               | HRD computers             | 91,762.50              | -                                      | -                                      | -                                  | 91,762.50              | 9,469.41                        | 2,367.35                              | 7,102.06                        |
| 12                               | Internet centre computers | 65,94,596.50           | -                                      | -                                      | -                                  | 65,94,596.50           | 8,63,748.06                     | 2,15,937.02                           | 6,47,811.05                     |
| 13                               | IT computers              | 57,02,689.50           | -                                      | -                                      | -                                  | 57,02,689.50           | 5,28,394.96                     | 1,32,098.74                           | 3,96,296.22                     |
| 14                               | Library computers         | 7,14,127.50            | -                                      | -                                      | -                                  | 7,14,127.50            | 1,31,618.99                     | 32,904.75                             | 98,714.24                       |
| 15                               | MBA Computers             | 49,773.00              | -                                      | -                                      | -                                  | 49,773.00              | -                               | -                                     | -                               |
| 16                               | MCA computers             | 15,84,930.00           | -                                      | -                                      | -                                  | 15,84,930.00           | 92,932.63                       | 23,233.16                             | 69,699.47                       |
| 17                               | Office computer           | 16,14,365.87           | -                                      | -                                      | -                                  | 16,14,365.87           | 2,98,982.98                     | 74,745.75                             | 2,24,237.20                     |
| 18                               | Student section computer  | 2,36,560.00            | -                                      | -                                      | -                                  | 2,36,560.00            | 18,625.89                       | 4,656.47                              | 13,969.42                       |
| 19                               | Workshop computers        | 1,11,326.50            | -                                      | -                                      | -                                  | 1,11,326.50            | 12,001.29                       | 3,000.32                              | 9,000.97                        |
| 20                               | Mechanical computers      | 57,54,503.60           | -                                      | -                                      | -                                  | 57,54,503.60           | 20,13,262.18                    | 5,03,315.55                           | 15,09,946.64                    |
| 21                               | Training & Placement comp | 93,523.86              | -                                      | -                                      | -                                  | 93,523.86              | 30,730.81                       | 7,682.70                              | 23,048.11                       |
| 22                               | Software                  | 1,88,45,834.48         | 5,00,856.84                            | 44,815.22                              | -                                  | 1,93,91,506.54         | 66,38,450.09                    | 17,90,428.64                          | 53,93,693.52                    |
| <b>Total - B</b>                 |                           | <b>5,87,04,742.40</b>  | <b>5,00,856.84</b>                     | <b>44,815.22</b>                       | -                                  | <b>5,92,50,414.46</b>  | <b>1,58,98,877.74</b>           | <b>41,05,535.55</b>                   | <b>1,23,39,014.21</b>           |
| <b>Total A + B</b>               |                           | <b>17,72,96,702.05</b> | <b>5,00,856.84</b>                     | <b>54,786.22</b>                       | -                                  | <b>17,78,52,345.11</b> | <b>4,78,91,514.19</b>           | <b>89,05,178.84</b>                   | <b>3,95,41,978.42</b>           |



| Sr. No. | Particulars         | Cost Price<br>RS      | Additions<br>(01.04.20 to<br>30.09.20) | Additions<br>(01.10.20 to<br>31.03.21) | Deletions during<br>the year<br>RS | Total Cost Price<br>RS | W D V as on<br>31.03.2020<br>RS | Depreciation<br>during the year<br>RS | W D V as on<br>31.03.2021<br>RS |
|---------|---------------------|-----------------------|--|--|------------------------------------|------------------------|---------------------------------|---------------------------------------|---------------------------------|
| B       | Furniture           | 8,39,61,063.57        |  |  |                                    | 8,39,61,063.57         | 2,06,40,607.83                  | 30,96,091.17                          | 1,75,44,516.66                  |
| C       | Library Books       |                       |  |  |                                    |                        |                                 |                                       |                                 |
| 1       | Central Library     | 84,38,824.70          |  |  | -                                  | 84,38,824.70           | 2,64,711.61                     | 66,177.90                             | 1,98,533.71                     |
| 2       | Journals            | 80,68,943.56          |  |  | -                                  | 80,68,943.56           | 5,03,441.96                     | 1,25,860.49                           | 3,77,581.47                     |
| 3       | Engineering UG      |                       |  |  |                                    |                        |                                 |                                       |                                 |
| a       | chemical            | 7,48,098.00           |  |  |                                    |                        |                                 |                                       |                                 |
| b       | civil               | 4,59,451.00           |  |  | 2,190.00                           | 7,45,908.00            | 3,07,608.61                     | 76,628.40                             | 2,28,790.21                     |
| c       | computer            | 7,30,874.00           |  |  | -                                  | 4,59,451.00            | 4,22,564.80                     | 1,05,641.20                           | 3,16,923.60                     |
| d       | E&TC                | 8,05,752.00           |  |  | -                                  | 7,30,874.00            | 2,59,783.46                     | 64,945.87                             | 1,94,837.60                     |
| e       | Electronics         | 7,39,448.00           |  |  | -                                  | 8,05,752.00            | 2,73,924.41                     | 68,481.10                             | 2,05,443.31                     |
| f       | Engineering Science | 1,54,614.00           |  |  | -                                  | 7,39,448.00            | 1,91,884.75                     | 47,971.19                             | 1,43,913.56                     |
| g       | F Y B. tech         | 2,35,115.78           |  |  | -                                  | 1,54,614.00            | 56,427.06                       | 14,106.77                             | 42,320.30                       |
| h       | IT                  | 6,50,564.00           |  |  | -                                  | 2,35,115.78            | 1,00,561.68                     | 25,140.42                             | 75,421.26                       |
| i       | Mathamatics         | 1,53,682.00           |  |  | -                                  | 6,50,564.00            | 1,58,988.41                     | 39,747.10                             | 1,19,241.31                     |
| J       | Mechanical          | 17,00,381.85          |  |  | -                                  | 1,53,682.00            | 33,722.91                       | 8,430.73                              | 25,292.18                       |
|         |                     |                       |  |  |                                    | 17,00,381.85           | 7,78,241.30                     | 1,94,560.33                           | 5,83,680.98                     |
| 4       | Engineering PG      |                       |  |  |                                    |                        |                                 |                                       |                                 |
| a       | Electronics         | 3,70,489.00           |  |  |                                    |                        |                                 |                                       |                                 |
| b       | Computer            | 1,89,728.00           |  |  | -                                  | 3,70,489.00            | 38,648.82                       | 9,662.21                              | 28,986.62                       |
| c       | Mechanical          | 26,866.00             |  |  | -                                  | 1,89,728.00            | 16,575.67                       | 4,143.92                              | 12,431.75                       |
| 5       | MBA                 |                       |  |  |                                    | 26,866.00              | 9,917.33                        | 2,479.33                              | 7,438.00                        |
| 6       | MCA                 |                       |  |  |                                    |                        |                                 |                                       |                                 |
|         |                     | 3,27,373.00           |  |  | -                                  | 3,27,373.00            | 14,017.83                       | 3,504.46                              | 10,513.38                       |
|         |                     | 3,53,860.00           |  |  |                                    |                        |                                 |                                       |                                 |
|         |                     |                       |  |  |                                    | 3,53,860.00            | 16,539.57                       | 4,134.89                              | 12,404.68                       |
|         | <b>Total</b>        | <b>2,41,54,064.89</b> |  |  | <b>2,190.00</b>                    | <b>2,41,51,874.89</b>  | <b>34,47,560.18</b>             | <b>8,61,616.30</b>                    | <b>25,83,753.84</b>             |





| Sr. No. | Particulars                   | Cost Price<br>RS    | Additions<br>(01.04.20 to 30.09.20)<br>RS | Additions<br>(01.10.20 to 31.03.21) | Deletions during<br>the year<br>RS | Total Cost Price<br>RS | W D V as on<br>31.03.2020<br>RS | Depreciation<br>during the year<br>RS | W D V as on<br>31.03.2021<br>RS |
|---------|-------------------------------|---------------------|---|-------------------------------------|------------------------------------|------------------------|---------------------------------|---------------------------------------|---------------------------------|
| E       | Vehicle                       |                     |   |                                     |                                    |                        |                                 |                                       |                                 |
| 1       | Bus No. 1<br>MH 12 V 8095     | 4,66,400.00         | -   | -                                   | -                                  | 4,66,400.00            | 15,365.78                       | 2,304.87                              | 13,060.91                       |
| 2       | Bus No. 2<br>MH 14 V 8266     | 8,48,779.00         | -   | -                                   | -                                  | 8,48,779.00            | 60,817.38                       | 9,122.61                              | 51,694.77                       |
| 3       | Bus No. 03<br>MH 14 V 8295    | 9,27,626.00         | -   | -                                   | -                                  | 9,27,626.00            | 68,731.52                       | 10,309.73                             | 58,421.79                       |
| 4       | Bus No. .04<br>MH 14 v 8296   | 9,27,626.00         | -   | -                                   | -                                  | 9,27,626.00            | 68,731.52                       | 10,309.73                             | 58,421.79                       |
| 5       | Hero Honda<br>MH 14 AR 9614   | 48,939.00           | -   | -                                   | -                                  | 48,939.00              | 4,275.23                        | 641.28                                | 3,633.95                        |
| 6       | Ford Ikon<br>MH 14 BC 3582    | 5,51,683.00         | -   | -                                   | -                                  | 5,51,683.00            | 66,701.44                       | 10,005.22                             | 56,696.22                       |
| 7       | Tata ACE<br>MH 14 DM 984      | 3,70,119.00         | -   | -                                   | -                                  | 3,70,119.00            | 1,00,853.70                     | 15,128.06                             | 85,725.65                       |
| 8       | Tata Sumo<br>MH 14 DN 3841    | 7,25,053.00         | -   | -                                   | -                                  | 7,25,053.00            | 2,26,617.53                     | 33,992.63                             | 1,92,624.90                     |
| 9       | Xylo<br>MH 14 dN 3820         | 8,79,801.00         | -   | -                                   | -                                  | 8,79,801.00            | 2,76,226.39                     | 41,433.96                             | 2,34,792.43                     |
| 10      | Maruti Claz Zxi<br>MH 14 2067 | 10,37,030.00        | -   | -                                   | -                                  | 10,37,030.00           | 4,60,135.98                     | 69,020.40                             | 3,91,115.58                     |
| 11      | Alto<br>MH 14 FS 5616         | 3,73,080.00         | -   | -                                   | -                                  | 3,73,080.00            | 2,11,933.92                     | 31,790.09                             | 1,80,143.83                     |
| 12      | Duet<br>MH14GV4892            | 59,033.58           | -   | -                                   | -                                  | 59,033.58              | 39,452.88                       | 5,917.93                              | 33,534.95                       |
| 13      | Pleasure<br>MH14GV4893        | 57,087.28           | -   | -                                   | -                                  | 57,087.28              | 38,152.14                       | 5,722.82                              | 32,429.32                       |
|         | <b>Total</b>                  | <b>72,72,256.86</b> | -   | -                                   | -                                  | <b>72,72,256.86</b>    | <b>16,37,995.41</b>             | <b>2,45,699.31</b>                    | <b>13,92,296.10</b>             |



**SCHEDULE NO. 7****ADVANCES**

| SR.<br>NO.       | PARTICULARS  | AMOUNT<br>RS. | AMOUNT<br>RS.       |
|------------------|--|---------------|---------------------|
| A                | Advances   |               |                     |
| 1                | Advances to party                                      |               |                     |
| 2                | Grant-Science & Engg. Research Board<br>(SERB) Sardare |               | 43,15,668.34        |
| 3                | University Research- Archana B. Mane                   |               | 21859.82            |
| B                | Deposits   |               | 1050.34             |
| 1                | Gas  |               |                     |
| 2                | Gas Cylinder   | 4,000.00      |                     |
| 3                | ladies hostel -1                                       | 36,000.00     |                     |
| 4                | MSEB   | 20,000.00     |                     |
| 5                | PWD  | 13,45,680.00  |                     |
| 6                | Security Deposit- AICTE- B.Des Course                  | 10,000.00     |                     |
|                  |  | 15,00,000.00  | 29,15,680.00        |
| C                | Prepaid  |               |                     |
| 1                | Building Insurance                                     |               |                     |
| 2                | Money Insurance  | 28,870.00     |                     |
| 3                | Vehicle Insurance                                      | 6,193.00      |                     |
|                  |  | ,25,145.00    | ,60,208.00          |
| <b>TOTAL RS.</b> |  |               | <b>73,14,466.50</b> |

**SCHEDULE NO. 8****INCOME OUTSTANDING**

| SR.<br>NO.       | PARTICULARS                             | AMOUNT<br>RS. | AMOUNT<br>RS.          |
|------------------|---|---------------|------------------------|
| 1                | Fees receivable from social welfare     |               | 18,12,54,148.50        |
| 2                | Fees receivable from students           |               | 3,35,01,177.00         |
| 3                | Electricity Charges - Shri Raj Canteen  |               | 2,27,309.00            |
| 4                | Electricity Charges-Chandramukhi        |               | 5,28,624.00            |
| 5                | Electricity Charges-Union Bank of India |               | 4,095.00               |
| 6                | Electricity Charges-Dnyanraj Xerox Shop |               | 2,108.00               |
| <b>TOTAL RS.</b> |   |               | <b>21,55,17,461.50</b> |





**SCHEDULE NO. 9**  
**CASH & BANK ACCOUNTS**

| SR<br>NO         | PARTICULARS                  | AMOUNT<br>RS. | AMOUNT<br>RS.         |
|------------------|------------------------------|---------------|-----------------------|
| 1                | Cash in Hand                 |               | 36,687.00             |
| 2                | Cash at Bank                 |               |                       |
| A                | <b>Bank of India</b>         |               |                       |
|                  | BOI A/c No. 062910110001064  | 84,379.04     |                       |
|                  | BOI A/c No. 062910110001026  | 92,31,087.96  |                       |
|                  | BOI A/c No. 062910110000352  | 78,62,574.31  |                       |
|                  | BOI A/c No. 062910110003289  | 4,04,570.12   |                       |
|                  | BOI A/c No. 062910110000358  | 9,06,604.11   |                       |
|                  | BOI A/c No. 062920110000009  | 13,02,736.97  | 1,97,91,952.51        |
| B                | <b>Bank of Maharashtra</b>   |               |                       |
|                  | BOM - 60087174785            |               | 6,42,806.52           |
| C                | <b>Union Bank of India</b>   |               |                       |
|                  | UBI A/c No. :446402011001335 | 9,16,055.79   |                       |
|                  | UBI A/c No. 446404011022012  | 19,31,461.25  |                       |
|                  | UBI A/c No. 587802010000415  | 13,23,277.38  |                       |
|                  | UBI A/c No. 587802010012930  | 45,148.00     | 42,15,942.42          |
| D                | <b>HDFC Bank</b>             |               |                       |
|                  | HDFC A/c No.-50100302967342  |               | 90,19,622.08          |
| <b>TOTAL RS.</b> |                              |               | <b>3,37,07,010.53</b> |



**SCHEDULE NO. 10**  
**EXPENDITURE ON OBJECT OF THE TRUST**

| SR<br>NO | PARTICULARS                                     | AMOUNT<br>RS.          |
|----------|---|------------------------|
| 1        | Salary Teaching                                 | 21,22,79,132.00        |
| 2        | Salary Non -Teaching                            | 10,98,21,878.00        |
| 3        | Honorarium /Professional Fees                   | 73,10,088.00           |
| 4        | House Keeping, security and garden              | 2,68,51,394.82         |
| 5        | CPF Employer cont                               | 76,00,455.00           |
| 6        | PF admin charges                                | 3,16,458.00            |
| 7        | Advertisement Expenses                          | 3,59,795.00            |
| 8        | Affiliation, Certification & Mem.               | 2,19,788.00            |
| 9        | Audit Fees                                      | 62,687.50              |
| 10       | Bank Commission & Charges                       | 79,024.33              |
| 11       | Building Insurance                              | 71,201.00              |
| 12       | Concession Granted                              | 3,53,979.00            |
| 13       | Consumable                                      | 6,61,441.67            |
| 14       | Campus maintenance                              | 28,304.84              |
| 15       | Electricity Charges                             | 58,27,765.06           |
| 16       | Generator Expenses                              | 7,55,058.00            |
| 17       | Gratuity  | 33,11,493.00           |
| 18       | Industrial Visit                                | 3,813.00               |
| 19       | Office Expenses                                 | 4,18,801.15            |
| 20       | Placement Expenses                              | 3,74,148.00            |
| 21       | Postage and Courier                             | 9,594.85               |
| 22       | Printing and Stationery                         | 14,14,058.51           |
| 23       | Property Tax                                    | 18,94,367.00           |
| 24       | Interest on TDS                                 | 2,19,947.32            |
| 25       | Repairs to equipment                            | 35,47,494.56           |
| 26       | Repairs to building                             | 1,16,107.00            |
| 27       | Research Expenses                               | 6,000.00.              |
| 28       | Interest overdraft                              | 57,85,320.33           |
| 29       | Interest on loan                                | 55,62,985.34           |
| 30       | Interest on University Research Grant-B. Bhokse | 5,838.00               |
| 31       | Interest- Solar Grant Sppu                      | 48,834.00              |
| 32       | Staff Training                                  | 3,07,844.00            |
| 33       | Staff Welfare                                   | 1,71,102.00            |
| 34       | Vehicle Maintenance                             | 18,58,520.77           |
| 35       | Student Seminar & Projects                      | 10,063.00.             |
| 36       | Telephone                                       | 4,31,473.00            |
| 37       | Internet charges                                | 17,42,213.38           |
| 38       | Travelling & Conveyance                         | 11,00,541.00           |
| 39       | Rent Sports Ground                              | 19,10,404.00           |
| 40       | Water Charges                                   | 1,41,750.00            |
| 41       | Fees Not Recoverable                            | 15,55,531.50           |
| 42       | Student Activities                              |                        |
| a        | Ajaan Vriksha- College Magazine                 | 2,68,322.20            |
| b        | Prorata   | 5,41,184.00            |
| d        | Student Sports Activity                         | 41,389.00              |
|          | <b>Total</b>                                    | <b>8,50,895.20</b>     |
|          |   | <b>40,53,97,590.13</b> |





**SCHEDULE NO. 11**  
**INCOME FROM OTHER SOURCES**

| SR<br>NO         | PARTICULARS                                   | AMOUNT<br>RS.                     | AMOUNT<br>RS.          |
|------------------|---|-----------------------------------|------------------------|
| 1                | Fees Engineering UG<br>Tuition<br>Development | 35,24,33,354.00<br>4,96,36,594.00 | 40,20,69,948.00        |
| 2                | Fees Engineering PG<br>Tuition<br>Development | 9,94,784.00<br>1,49,216.00        | 11,44,000.00           |
| 3                | University Fees                               |                                   | 20,25,249.00           |
| 4                | Cancellation Charges                          |                                   | 27,269.00              |
| 5                | Bank Interest Received                        |                                   | 6,03,827.06            |
| 6                | prior period expenses                         |                                   | 1,43,322.42            |
| <b>TOTAL RS.</b> |   |                                   | <b>40,60,13,615.48</b> |



**MAEER's**  
**MIT AOE School of Design,**  
**Alandi (D), Pune**

**S. No. 124, Kothrud, Pune – 411 038.**  
**Maharashtra State, India.**

**Statement of Accounts for the year ended**  
**31<sup>ST</sup> March, 2021**

---

**M/s. A.H. Joshi & Co.**  
**Chartered Accountants**

**Neelam, Sadashiv Peth,**  
**Natubag, Pune 411 030.**



THE BOMBAY PUBLIC TRUST ACT 1950

SCHEDULE VIII [(Vide RULE 17 (1))]

Name of the Public Trust:

Address:

Registration No.

MAEER's MIT AOE SCHOOL OF DESIGN

C/o. MAEER, S. No. 124, Kothrud, Pune - 411038.

F - 2555 (Pune)

BALANCE SHEET AS AT 31TH MARCH, 2021

| FUNDS AND LIABILITIES  | SCH NO. | AMT RS. | AMOUNT RS.          | PROPERTIES AND ASSETS                          | SCH NO. | AMT RS. | AMOUNT RS.          |
|--|---------|---------|---------------------|--|---------|---------|---------------------|
| TRUST FUNDS FOR CORPUS   | -       |         |                     | IMMOVABLE PROPERTIES (AT COST)                 | 4       |         |                     |
| OTHER EARMARKED FUNDS  | -       |         |                     | INVESTMENTS:                                   | 5       |         | 27,00,000.00        |
| (Created under the provisions of the Trust deed or scheme out of the income) |         |         |                     | (Market value of the above Investments of Rs.) |         |         |                     |
| LOANS (SECURED OR UNSECURED)   | 1       |         |                     | FURNITURE AND FIXTURES:                        | 6       |         |                     |
| LIABILITIES:   | 2       |         | 1,34,263.00         | LOANS (SECURED OR UNSECURED)                   | -       |         |                     |
| INCOME AND EXPENDITURE ACCOUNT   | -       |         |                     | ADVANCES                                       | 7       |         |                     |
| INTER INSTITUTIONAL BALANCES:  | 3       |         | 72,03,584.00        | INCOME OUTSTANDING:                            | 8       |         | 23,55,430.00        |
|  |         |         |                     | CASH AND BANK BALANCES                         | 9       |         | 22,82,417.00        |
|  |         |         |                     | INTER INSTITUTIONAL BALANCES:                  |         |         | -                   |
| <b>TOTAL RS.</b>   |         |         | <b>73,37,847.00</b> | <b>TOTAL RS.</b>                               |         |         | <b>73,37,847.00</b> |

The above Balance sheet to the best of my/our belief contains a true account of the funds and liabilities and of the property and Assets of the Trust

AS PER OUR REPORT OF EVEN DATE

*R/Karve*  
Managing Trustee & Executive President  
Maharashtra Academy of Engineering  
And Educational Research  
Pune-411038.

*Sulake*  
SECRETARY  
Maharashtra Academy of Engineering  
And Educational Research  
Pune - 411 038

For **A. H JOSHI & CO.**  
Chartered Accountants  
Firm Registration No. 112396W

*S. A. Joshi*  
(Partner)  
Membership No.-037777



Name of the Public Trust:

Address:

Registration No.

MAEER's MIT AOE SCHOOL OF DESIGN

C/o. MAEER, S. No. 124, Kothrud, Pune - 411038.

F - 2555 (Pune)

## INCOME AND EXPENDITURE ACCOUNT FOR THE YEAR ENDING 31.03.2021

| EXPENDITURE  | SCH NO. | AMT RS. | AMOUNT RS.          | INCOME                                | SCH NO. | AMT RS. | AMOUNT RS.          |
|--|---------|---------|---------------------|---------------------------------------|---------|---------|---------------------|
| TO EXPENDITURE IN RESPECT OF PROPERTIES            | -       |         |                     | BY RENT                               | -       |         |                     |
| TO ESTABLISHMENT EXPENSES                          | -       |         |                     | BY INTEREST                           | -       |         |                     |
| TO REMUNERATION TO TRUSTEES                        | -       |         |                     | BY DIVIDEND                           | -       |         |                     |
| TO LEGAL EXPENSES                                  | -       |         |                     | BY DONATIONS IN CASH OR KIND          | -       |         |                     |
| TO AUDIT FEES                                      | -       |         |                     | BY GRANTS                             | -       |         |                     |
| TO CONTRIBUTION AND FEES                           | -       |         |                     | BY INCOME FROM OTHER SOURCES          | 11      |         | 45,03,584.00        |
| TO MISCELLANEOUS EXPENSES                          | -       |         |                     |                                       |         |         |                     |
| TO DEPRECIATION                                    | 4&6     |         |                     | BY TRANSFER FROM RESERVE              |         |         |                     |
| TO AMOUNT TRANSFERRED TO RESERVE OR SPECIFIC FUNDS | -       |         |                     |                                       |         |         |                     |
| TO EXPENDITURE ON OBJECT OF TRUST                  | 10      |         |                     | BY DEFICIT CARRIED OVER TO MAEER A/C. |         |         | -                   |
| TO EXCESS OF INCOME CARRIED OVER TO MAEER A/C.     | 3       |         | 45,03,584.00        |                                       |         |         |                     |
| <b>TOTAL RS.</b>                                   |         |         | <b>45,03,584.00</b> | <b>TOTAL RS.</b>                      |         |         | <b>45,03,584.00</b> |

AS PER OUR REPORT OF EVEN DATE

R/Kund


Managing Trustee & Executive President  
Maharashtra Academy of Engineering  
And Educational Research  
Pune-411038.



Shukate

**SECRETARY**  
Maharashtra Academy of Engineering  
And Educational Research  
Pune - 411 038

For **A. H JOSHI & CO.**  
Chartered Accountants  
Firm Registration No. 112336W

  
**S. A. Joshi**  
( Partner )  
Membership No - 037772





**SCHEDULE NO. 2**

**LIABILITIES**

| SR.<br>NO. | PARTICULARS            | AMOUNT<br>RS. | AMOUNT<br>RS. |
|------------|------------------------|---------------|---------------|
| A          | Excess fees refundable |               | 1,34,263.00   |
| TOTAL RS.  |                        |               | 1,34,263.00   |

**SCHEDULE NO. 3**

**INTER INSTITUTIONAL BALANCES**

| SR.<br>NO. | PARTICULARS  | AMOUNT<br>RS. |
|------------|--|---------------|
| 1          | MAEER  |               |
|            | Opening Balance  | 0.00          |
|            | Add: Receipts from MAEER   | 27,00,000.00  |
|            | Less: Payments to MAEER  | 0.00          |
|            |  | 27,00,000.00  |
|            | Add: Excess of Income over Expenditure<br>transfer from Income & Expenditure | 45,03,584.00  |
| TOTAL RS.  |  | 72,03,584.00  |



**SCHEDULE NO. 5**

**INVESTMENTS**

| SR.<br>NO. | PARTICULARS                                    | AMOUNT<br>RS. | AMOUNT<br>RS. |
|------------|--|---------------|---------------|
| 1          | BOI- FDR-053045110005285(14.9.2020- 14.9.2030) | 4,50,000.00   |               |
| 2          | BOI- FDR- 053045110005286(14.9.2020-14.9.2030) | 22,50,000.00  | 27,00,000.00  |
| TOTAL RS.  |  |               | 27,00,000.00  |





**SCHEDULE NO. 8**  
**INCOME OUTSTANDING**

| SR.<br>NO. | PARTICULARS                   | AMOUNT<br>RS. | AMOUNT<br>RS. |
|------------|-------------------------------|---------------|---------------|
| 1          | Fees receivable from students |               | 23,55,430.00  |
| TOTAL RS.  |                               |               | 23,55,430.00  |



**SCHEDULE NO. 9**  
**CASH & BANK ACCOUNTS**

| SR.<br>NO.       | PARTICULARS                 | AMOUNT<br>RS. | AMOUNT<br>RS.       |
|------------------|-----------------------------|---------------|---------------------|
| 1                | Cash in Hand                |               | 0.00                |
| 2                | Cash at Bank                |               |                     |
| A                | <b>Bank of India</b>        |               |                     |
|                  | BOI A/c No. 06292011000246  | 1,34,263.00   | 1,34,263.00         |
| B                | <b>HDFC Bank</b>            |               |                     |
|                  | HDFC A/c No.-50100414286192 | 21,48,154.00  | 21,48,154.00        |
| <b>TOTAL RS.</b> |                             |               | <b>22,82,417.00</b> |





**SCHEDULE NO.11**  
**INCOME FROM OTHER SOURCES**

| SR.<br>NO. | PARTICULARS                  | AMOUNT<br>RS. | AMOUNT<br>RS.       |
|------------|------------------------------|---------------|---------------------|
| 1          | Fees (First Year )<br>Ad hoc | 44,80,000.00  | 44,80,000.00        |
| 2          | University Fees              |               | 23,584.00.          |
|            | <b>TOTAL RS.</b>             |               | <b>45,03,584.00</b> |



**Balance Sheet and Audit  
Report  
2019-20**

**MAEER's**  
**MIT Academy of Engineering,**  
**Alandi (D), Pune**

**S. No. 124, Kothrud, Pune – 411 038.**  
**Maharashtra State, India.**

Statement of Accounts for the year ended  
**31<sup>ST</sup> March, 2020**

---

**M/s. A.H. Joshi & Co.**  
**Chartered Accountants**

Neelam, Sadashiv Peth,  
Natubag, Pune 411 030.



**Audit report for the Financial year 2019-20**

To,

The Executive President and Managing Trustee


MAEER Pune 38

Sir,

Sub: Audit report for the Financial year 2019-20 in respect of MAEER's MIT  
ACADEMY OF ENGINEERING ALANDI (D), PUNE

1. We have examined the balance sheet as on 31/03/2020 and the Income and Expenditure account for the period beginning from 1/4/2019 to ending on 31/03/2020, attached herewith, of MAEER's MIT ACADEMY OF ENGINEERING ALANDI (D), PUNE 411038, PAN – AAAAM1206F.
2. We have examined the books of accounts maintained by the said unit and certify that proper books of accounts are kept by the same.
3. We certify that the method of accounting followed by the unit is of accrual basis.
4. We have obtained all the information and explanation which were necessary for the purpose of audit.
5. We certify that the accounts of the trust are submitted by following applicable accounting standards and give a true and fair representation of segment reporting.
6. We certify that proper books of accounts are kept by the trust and every unit.
7. In our opinion and according to the information and explanation provided to us, the accounts give a true and fair view of:

"A. In case of Balance sheet, the state of affairs of the unit as at 31<sup>st</sup> March 2020  
B. In case of Income and Expenditure account, the surplus/ deficit of the unit for the year ended on that date."



For A. H. JOSHI & CO.  
Chartered Accountants  
Firm Registration No. 112395W

S. A. Joshi  
(Partner)  
Membership No. 037772

30 NOV 2020

THE BOMBAY PUBLIC TRUSTS ACT, 1950  
SCHEDULE VIII [(Vide Rule 17(1))]

Name of the Public Trust: **MAEER's MIT Academy of Engineering, Alandi, Pune**  
Address: **C/o. MAEER, S. No. 124, Kothrud, Pune - 411038.**  
Registration No. **F - 2555 (Pune)**

**BALANCE SHEET AS AT 31TH MARCH, 2020**

| FUNDS AND LIABILITIES  | SCH NO. | AMT RS. | AMOUNT RS.             | PROPERTIES AND ASSETS                          | SCH NO. | AMT RS. | AMOUNT RS.             |
|--|---------|---------|------------------------|--|---------|---------|------------------------|
| TRUST FUNDS FOR CORPUS   | -       |         |                        | IMMOVABLE PROPERTIES (AT COST                  | 4       |         | 5,78,45,507.45         |
| OTHER EARMARKED FUNDS  | -       |         |                        | INVESTMENTS:                                   | 5       |         | 80,83,997.47           |
| (Created under the provisions of the Trust deed or scheme out of the income) |         |         |                        | (Market value of the above Investments of Rs.) |         |         |                        |
| LOANS (SECURED OR UNSECURED)   | 1       |         | 9,56,96,109.84         | FURNITURE AND FIXTURES:                        | 6       |         | 7,76,19,895.46         |
| LIABILITIES:   | 2       |         | 12,28,30,859.17        | LOANS (SECURED OR UNSECURED)                   | -       |         |                        |
| INCOME AND EXPENDITURE ACCOUNT   | -       |         |                        | ADVANCES                                       | 7       |         | 81,09,571.04           |
| INTER INSTITUTIONAL BALANCES:  | 3       |         | 5,83,83,139.15         | INCOME OUTSTANDING:                            | 8       |         | 9,67,63,434.00         |
|  |         |         |                        | CASH AND BANK BALANCES                         | 9       |         | 2,84,87,703.00         |
|  |         |         |                        | INTER INSTITUTIONAL BALANCES:                  |         |         | -                      |
| <b>TOTAL RS.</b>   |         |         | <b>27,69,10,108.16</b> | <b>TOTAL RS.</b>                               |         |         | <b>27,69,10,108.16</b> |

The above Balance sheet to the best of my/our belief contains a true account of the funds and liabilities and of the property and Assets of the Trust

AS PER OUR REPORT OF EVEN DATE

*R. Kura L*  
Managing Trustee & Executive President  
Maharashtra Academy of Engineering  
And Educational Research  
Pune-411038.

*S. A. Joshi*  
**SECRETARY**  
Maharashtra Academy of Engineering  
And Educational Research  
Pune - 411 038.

**For A. H JOSHI & CO.**  
Chartered Accountants  
Firm Registration No. 112396W  
*S. A. Joshi*  
(Partner)  
Membership No. - 037772

30 NOV 2020

UDIN: 20037772AAAAKR2682





Name of the Public Trust:

MAEER's MIT Academy of Engineering, Alandi, Pune

Address:

C/o. MAEER, S. No. 124, Kothrud, Pune - 411038.

Registration No.

F - 2555 (Pune)

## INCOME AND EXPENDITURE ACCOUNT FOR THE YEAR ENDING 31.03.2020

| EXPENDITURE  | SCH NO. | AMT RS. | AMOUNT RS.             | INCOME                               | AMT RS. | AMT RS. | Amount Rs.             |
|--|---------|---------|------------------------|--------------------------------------|---------|---------|------------------------|
| TO EXPENDITURE IN RESPECT OF PROPERTIES            | -       |         |                        | BY RENT                              | -       |         |                        |
| TO ESTABLISHMENT EXPENSES                          | -       |         |                        | BY INTEREST                          | -       |         |                        |
| TO REMUNERATION TO TRUSTEES                        | -       |         |                        | BY DIVIDEND                          | -       |         |                        |
| TO LEGAL EXPENSES                                  | -       |         |                        | BY DONATIONS IN CASH OR KIND         | -       |         |                        |
| TO AUDIT FEES                                      | -       |         |                        | BY GRANTS                            | -       |         |                        |
| TO CONTRIBUTION AND FEES                           | -       |         |                        | BY INCOME FROM OTHER SOURCES         | 11      |         | 39,06,36,501.86        |
| TO AMOUNTS WRITTEN OFF                             | -       |         |                        |                                      |         |         |                        |
| TO MISCELLANEOUS EXPENSES                          | -       |         |                        |                                      |         |         |                        |
| TO DEPRECIATION                                    | 4&6     |         | 2,09,92,568.89         | BY TRANSFER FROM RESERVE             |         |         |                        |
| TO AMOUNT TRANSFERRED TO RESERVE OR SPECIFIC FUNDS | -       |         |                        |                                      |         |         |                        |
| TO EXPENDITURE ON OBJECT OF TRUST                  | 10      |         | 32,45,22,053.86        | BY EXCESS OF EXPENDITURE OVER INCOME |         |         | -                      |
| BY INCOME OF EXPENDITURE OVER INCOME               | 3       |         | 4,51,21,879.11         |                                      |         |         |                        |
| <b>TOTAL RS.</b>                                   |         |         | <b>39,06,36,501.86</b> | <b>TOTAL RS.</b>                     |         |         | <b>39,06,36,501.86</b> |

AS PER OUR REPORT OF EVEN DATE

For A. H JOSHI & CO.  
Chartered Accountants  
Firm Registration No. 112396W

*R. Karal*  
Managing Trustee & Executive President  
Maharashtra Academy of Engineering  
And Educational Research  
Pune-411038.

*[Signature]*  
**SECRETARY**  
Maharashtra Academy of Engineering  
And Educational Research  
Pune - 411 038.

30 NOV 2020

*[Signature]*  
S. A. Joshi  
(Partner)  
Membership No. - 037772



UDIN: 20037772AAAA KR2682



**SCHEDULE NO. 1**  
**SECURED & UNSECURED LOANS**  
**Balances in Current Bank Accounts**

| SR<br>NO                    | PARTICULARS                          | AMOUNT<br>RS.  | AMOUNT<br>RS.         |
|-----------------------------|--------------------------------------|----------------|-----------------------|
| <b><u>Secured Loans</u></b> |                                      |                |                       |
| 1                           | The Federal Bank Ltd. TL2 No. 2581   | 79,26,685.00   |                       |
|                             | Less: Repayment                      | 79,26,685.00   |                       |
|                             | Addition                             | 44,57,794.00   | 44,57,794.00          |
| 2                           | The Federal Bank Ltd. TL 3 2631      | 59,51,223.00   |                       |
|                             | Less: Repayment                      | 59,51,223.00   |                       |
|                             | Addition                             | 39,67,482.00   | 39,67,482.00          |
| 3                           | B P Federal TL A/c 2698 (35 )        | 3,77,40,726.00 |                       |
|                             | Less: Repayment                      | 3,77,40,726.00 |                       |
|                             | Addition                             | 1,38,20,701.00 | 1,38,20,701.00        |
| 4                           | BP Federal Bank OD 2086              | 2,50,22,022.00 |                       |
|                             | Less: Repayment                      | 2,50,22,022.00 |                       |
|                             | Addition                             | 1,39,25,614.00 | 1,39,25,614.00        |
| 5                           | BP HDFC OD A/c 00070120000575        | 2,69,75,745.00 |                       |
|                             | Less: Repayment                      | 2,69,75,745.00 |                       |
|                             | Addition                             | 1,76,00,691.00 | 1,76,00,691.00        |
| 6                           | BP HDFC STL A/c No. 007LN10170310003 | 4,96,58,850.00 |                       |
|                             | Less: Repayment                      | 4,96,58,850.00 |                       |
|                             | Addition                             | 3,31,31,818.00 | 3,31,31,818.00        |
| 7                           | BP HDFC Bank TL No. 8                | 20,81,805.45   |                       |
|                             |                                      | 20,81,805.45   |                       |
|                             |                                      | 17,61,824.51   | 17,61,824.51          |
| 8                           | BP HDFC Bank TL No. 9                |                | 70,30,185.33          |
| <b>TOTAL RS.</b>            |                                      |                | <b>9,56,96,109.84</b> |



**SCHEDULE NO. 2****LIABILITIES**

| SR<br>NO         | PARTICULARS   | AMOUNT<br>RS.  | AMOUNT<br>RS.          |
|------------------|---|----------------|------------------------|
| A                | Provisions  |                | 4,25,21,332.17         |
| B                | Sundry Creditors (as per list)                      |                | 80,28,299.50           |
| C                | Deposits  |                |                        |
|                  | Xerox Shop  |                | 75,000.00              |
| D                | Scholarships  |                | 63,37,583.00           |
| E                | Fees to be adjusted/ refunded                       |                | 75,04,191.40           |
| F                | Grants  |                | 15,01,130.84           |
| G                | Other Liabilities                                   |                |                        |
| 1                | University Exam Reval.                              | 1,76,939.00    |                        |
| 2                | Eligibility Fees                                    | 22,250.00      |                        |
| 3                | Examination Fees                                    | 5,08,726.00    |                        |
| 4                | Other Deduction                                     | 72,240.00      |                        |
| 5                | QIP- State Level Seminar (IT Enable Green India) IT | 40,645.00      |                        |
| 6                | NPTL Workshop (Library)                             | 4,156.00       |                        |
| 7                | Technology Entrepreneurship Development Programme   | 6,571.80       |                        |
| 8                | World Wide ITES (Online Exam)                       | 10,317.00      |                        |
| 9                | CET   | 41,102.00      |                        |
| 10               | REDX - Club   | 3,500.00       |                        |
| 11               | Staff Share - Transcript                            | 3,480.00       |                        |
| 12               | GO Kart Competition- 20                             | 84,745.78      |                        |
| 13               | Grant AICTE PMKVY- Lathe Operator                   | 1,66,600.00    |                        |
| 14               | Grant PMKVY-Junior Software Developers              | 97,020.00      |                        |
| 15               | NTA - Essay Competition                             | 1,500.00       |                        |
| 16               | SWO - Unreconciliation                              | 5,59,032.75    |                        |
| 17               | TED X MITAOE  | 13,066.52      | 18,11,891.85           |
|                  | MIT Socity  |                | 2,19,263.00            |
|                  | Staff Advance                                       |                | 4,865.00               |
| H                | Gratuity  | 3,59,29,164.00 |                        |
|                  | Paid during the year                                | 9,81,252.00    |                        |
|                  | Addition during the year                            | 31,81,830.00   | 3,81,29,742.00         |
| I                | Departmental Fund                                   |                | 1,37,805.00            |
| J                | Grant University Exam                               |                | 14,85,671.50           |
| K                | Duties & Taxes                                      |                | 24,13,621.68           |
| L                | Exam Fees (Autonomus)                               |                | 1,26,60,462.23         |
| <b>TOTAL RS.</b> |   |                | <b>12,28,30,859.17</b> |



**SCHEDULE NO. 3**  
**INTER INSTITUTIONAL BALANCES**

| SR<br>NO | PARTICULARS  | AMOUNT<br>RS.                |
|----------|--|------------------------------|
| 1        | MAEER  |                              |
|          | Opening Balance (Dr.)  | 41,70,970.74                 |
|          | Add: Receipts from MAEER   | 49,73,55,451.08              |
|          | Less: Payments to MAEER  | <u>47,99,23,220.30</u>       |
|          |  | 1,32,61,260.04               |
|          | Add: Excess of Income over Expenditure transfer from<br>Income & Expenditure | 4,51,21,879.11               |
|          | <b>TOTAL RS.</b>   | <b><u>5,83,83,139.15</u></b> |





**SCHEDULE NO. 4**

**IMMOVABLE PROPERTIES**

| Sr. No. | Particulars            | Cost Price<br>RS       | Additions during the year<br>RS | Transfer / W off during the year<br>RS | Total<br>RS            | W D V as on 31.03.2019<br>RS | WDV Transfer | Depreciation during the year 10%<br>RS | W D V as on 31.03.2020<br>RS |
|---------|------------------------|------------------------|---------------------------------|--|------------------------|------------------------------|--------------|--|------------------------------|
| A       | Land                   | 1,31,67,774.50         | -                               | -                                      | 1,31,67,774.50         | 1,31,67,774.50               |              | -                                      | 1,31,67,774.50               |
|         | <b>TOTAL - A</b>       | <b>1,31,67,774.50</b>  | <b>-</b>                        | <b>-</b>                               | <b>1,31,67,774.50</b>  | <b>1,31,67,774.50</b>        |              | <b>-</b>                               | <b>1,31,67,774.50</b>        |
| B       | Building               |                        |                                 |  |                        |                              |              |  |                              |
| 1       | College                | 2,66,15,717.00         |                                 |  | 2,66,15,717.00         | 53,21,957.34                 |              | 5,32,195.73                            | 47,89,761.60                 |
| 2       | Library                | 1,22,88,436.50         |                                 |  | 1,22,88,436.50         | 29,03,298.39                 |              | 2,90,329.84                            | 26,12,968.55                 |
| 3       | Boys Hostel            | 3,66,09,136.44         |                                 |  | 3,66,09,136.44         | 90,44,732.16                 |              | 9,04,473.22                            | 81,40,258.94                 |
| 4       | Road Work              | 24,70,604.00           |                                 |  | 24,70,604.00           | 7,62,568.26                  |              | 76,256.83                              | 6,86,311.44                  |
| 5       | Staff Quarters         | 11,723.00              |                                 |  | 11,723.00              | -                            |              | -                                      | -                            |
| 6       | Workshop               | 55,40,786.00           |                                 |  | 55,40,786.00           | 11,54,039.81                 |              | 1,15,403.98                            | 10,38,635.82                 |
| 7       | Compound Wall          | 11,10,651.00           |                                 |  | 11,10,651.00           | 2,92,490.84                  |              | 29,249.08                              | 2,63,241.75                  |
| 8       | Sports Ground          | 15,99,564.00           |                                 |  | 15,99,564.00           | 6,27,912.49                  |              | 62,791.25                              | 5,65,121.24                  |
| 9       | Parking                | 42,26,996.00           |                                 |  | 42,26,996.00           | 20,17,400.34                 |              | 2,01,740.03                            | 18,15,660.30                 |
| 10      | New Workshop           | 64,40,072.00           |                                 |  | 64,40,072.00           | 16,56,395.16                 |              | 1,65,639.52                            | 14,90,755.65                 |
| 11      | North Block            | 3,45,57,570.98         |                                 |  | 3,45,57,570.98         | 1,01,85,711.20               |              | 10,18,571.12                           | 91,67,140.08                 |
| 12      | Library Extension      | 2,13,77,542.20         |                                 |  | 2,13,77,542.20         | 1,48,73,152.08               |              | 14,87,315.21                           | 1,33,85,836.87               |
| 13      | Civil                  | 8,88,939.00            |                                 |  | 8,88,939.00            | 8,02,267.45                  |              | 80,226.74                              | 7,22,040.70                  |
|         | <b>TOTAL - B</b>       | <b>15,37,37,738.12</b> | <b>-</b>                        | <b>-</b>                               | <b>15,37,37,738.12</b> | <b>4,96,41,925.50</b>        | <b>-</b>     | <b>49,64,192.55</b>                    | <b>4,46,77,732.95</b>        |
|         | <b>TOTAL - (A + B)</b> | <b>16,69,05,512.62</b> | <b>-</b>                        | <b>-</b>                               | <b>16,69,05,512.62</b> | <b>6,28,09,700.00</b>        | <b>-</b>     | <b>49,64,192.55</b>                    | <b>5,78,45,507.45</b>        |



**SCHEDULE NO. 5**

**INVESTMENTS**

| SR.<br>NO. | PARTICULARS  | AMOUNT<br>RS.  | AMOUNT<br>RS. |
|------------|--|--|---------------|
| 1          | College -Investment<br>UBI-FDR. No.587803030001169 - 25.2.2020 Xerox Shop  |  | 1,15,809.00   |
| 2          | DTE Investment<br>BOI - 050645110008051(16.10.2018)(16.10.2023)FE<br>BOI - 050645110008053(16.10.2018)(16.10.2023)SE<br>BOI-FDR-053045110002286(14.7.2014)<br>(14.7.2024)SEdirect,Civil,ME<br>BOI-FDR-053045110002941(15.7.2020)ME ETX<br>BOI-FDR053045110002942(15.7.2020)ME Comp<br>FDR 053045110002863(13.5.2015-13.5.2020)TE&BE<br>FDR053045110002864(13.5.2015-13.5.2020)TE&BE<br>FDR 587803030002632 (19.7.2017) (19.7.2022) Intake<br>UBI- FDR-587803030000891 (30.5.2023)Increase in Int | 24,13,635.72<br>12,05,553.07<br>12,00,000.00<br>2,00,000.00<br>2,00,000.00<br>5,00,000.00<br>5,00,000.00<br>7,00,000.00<br>3,00,000.00 | 72,19,188.79  |
| 3          | S.P.Pune University-Investment<br>BOI-053045110001119 - 17.10.2022   |  | 7,48,999.68   |
| TOTAL RS.  |  |  | 80,83,997.47  |



**SCHEDULE NO. 6**

**FURNITURE, FIXTURES AND OTHER ASSETS**

| Sr. No.          | Particulars           | Cost Price<br>RS       | Additions during<br>the year<br>RS | Deletions during<br>the year<br>RS | Total Cost Price<br>RS | W D V as on<br>31.03.2019<br>RS | Depreciation<br>during the year<br>RS | W D V as on<br>31.03.2020<br>RS |
|------------------|-----------------------|------------------------|------------------------------------|------------------------------------|------------------------|---------------------------------|---------------------------------------|---------------------------------|
| A                | Equipment             | 17,72,96,702.05        | 33,23,737.64                       | -                                  | 18,06,20,439.69        | 5,51,43,592.76                  | 1,05,75,816.20                        | 4,78,91,514.20                  |
| B                | Furniture & Fixture   | 8,39,61,063.57         | 1,05,732.72                        | -                                  | 8,40,66,796.29         | 2,41,68,006.42                  | 36,33,130.92                          | 2,06,40,607.83                  |
| C                | Library Books         | 2,41,54,064.89         | 10,61,227.00                       | -                                  | 2,52,15,291.89         | 33,58,648.69                    | 9,72,315.55                           | 34,47,560.14                    |
| D                | Plant & Machinery     | 20,17,798.00           | -                                  | -                                  | 20,17,798.00           | 6,85,579.67                     | 1,02,836.95                           | 5,82,742.72                     |
| E                | Vehicles              | 72,72,256.86           | -                                  | -                                  | 72,72,256.86           | 19,27,053.42                    | 2,89,058.01                           | 16,37,995.41                    |
| F                | DG Set                | 34,55,657.00           | -                                  | -                                  | 34,55,657.00           | 8,07,632.10                     | 1,21,144.82                           | 6,86,487.28                     |
| G                | Water Treatment Plant | 11,37,991.00           | -                                  | -                                  | 11,37,991.00           | 4,68,610.53                     | 70,291.58                             | 3,98,318.95                     |
| H                | Bio Gas Plant         | 1,88,900.00            | -                                  | -                                  | 1,88,900.00            | 1,50,397.20                     | 22,559.58                             | 1,27,837.62                     |
| I                | Vermi Compost project | 39,933.00              | -                                  | -                                  | 39,933.00              | 33,943.05                       | 5,091.46                              | 28,851.59                       |
| J                | Motor Pump set        | 35,035.00              | -                                  | -                                  | 35,035.00              | -                               | -                                     | -                               |
| K                | Models & Charts       | 35,413.00              | -                                  | -                                  | 35,413.00              | -                               | -                                     | -                               |
| L                | Fire Fighting         | -                      | 24,14,110.99                       | -                                  | 24,14,110.99           | -                               | 2,36,131.29                           | 21,77,979.72                    |
| <b>TOTAL RS.</b> |                       | <b>29,95,94,814.37</b> | <b>69,04,808.35</b>                | <b>-</b>                           | <b>30,64,99,622.72</b> | <b>8,67,43,463.84</b>           | <b>1,60,28,376.34</b>                 | <b>7,76,19,895.46</b>           |





| Sr. No.          | Particulars                        | Cost Price<br>RS       | Additions<br>(01.04.19 to<br>30.09.19) | Additions<br>(01.10.19 to<br>31.03.20) | Deletions during<br>the year<br>RS | Total Cost Price<br>RS | W D V as on<br>31.03.2019<br>RS | Depreciation<br>during the year<br>RS | W D V as on<br>31.03.2020<br>RS |
|------------------|------------------------------------|------------------------|--|--|------------------------------------|------------------------|---------------------------------|---------------------------------------|---------------------------------|
| A                | Equipment                          |                        |  |  |                                    |                        |                                 |                                       |                                 |
| 1                | Air Conditioner                    | 23,39,770.00           | -                                      | -                                      | -                                  | 23,39,770.00           | 2,02,967.08                     | 30,445.06                             | 1,72,522.02                     |
| 2                | Applied Mechanical                 | 83,020.00              | -                                      | -                                      | -                                  | 83,020.00              | -                               | -                                     | -                               |
| 3                | Basic Engineering                  | 2,84,038.00            | -                                      | -                                      | -                                  | 2,84,038.00            | 64,152.73                       | 9,622.91                              | 54,529.82                       |
| 4                | Canteen                            | 5,55,773.00            | -                                      | -                                      | -                                  | 5,55,773.00            | 47,353.34                       | 7,103.00                              | 40,250.34                       |
| 5                | Chemical                           | 66,76,035.78           | -                                      | 536426.82                              | -                                  | 72,12,462.60           | 20,92,617.53                    | 3,54,124.64                           | 22,74,919.71                    |
| 6                | Civil                              | 69,52,619.11           | -                                      | 649000.00                              | -                                  | 76,01,619.11           | 45,57,458.68                    | 7,32,293.80                           | 44,74,164.88                    |
| 7                | Computer Engineering               | 2,66,32,561.00         | -                                      | -                                      | -                                  | 2,66,32,561.00         | 41,65,474.27                    | 6,24,821.14                           | 35,40,653.13                    |
| 8                | E&TC                               | 1,70,81,100.38         | -                                      | 30332.80                               | -                                  | 1,71,11,433.18         | 47,76,993.90                    | 7,18,824.05                           | 40,88,502.66                    |
| 9                | Electrical                         | 6,22,765.00            | -                                      | -                                      | -                                  | 6,22,765.00            | 3,53,771.62                     | 53,065.74                             | 3,00,705.88                     |
| 10               | Electrical Lab                     | 8,58,154.00            | -                                      | -                                      | -                                  | 8,58,154.00            | 1,11,841.99                     | 16,776.30                             | 95,065.69                       |
| 11               | Electronics                        | 66,00,124.70           | -                                      | -                                      | -                                  | 66,00,124.70           | 9,80,598.77                     | 1,47,089.82                           | 8,33,508.96                     |
| 12               | Enterprenurship                    | 12,967.00              | -                                      | 30,332.80                              | -                                  | 43,299.80              | 11,994.48                       | 4,074.13                              | 38,253.14                       |
| 13               | Engineering sciences               | 9,26,657.09            | -                                      | -                                      | -                                  | 9,26,657.09            | 84,861.88                       | 12,729.28                             | 72,132.60                       |
| 14               | Engineering sciences(QIP)          | -                      | -                                      | -                                      | -                                  | -                      | 2,27,797.39                     | 34,169.61                             | 1,93,627.78                     |
| 15               | Equipment ETX                      | 64,23,627.40           | -                                      | 30332.80                               | -                                  | 64,53,960.20           | 26,46,818.46                    | 3,99,297.73                           | 22,77,853.53                    |
| 16               | Estate                             | 1,58,274.02            | 14,160.00                              | -                                      | -                                  | 1,72,434.02            | 1,01,788.39                     | 17,392.26                             | 98,556.13                       |
| 17               | Exam                               | 18,02,360.18           | 82246.00                               | -                                      | -                                  | 18,84,606.18           | 14,09,743.01                    | 2,23,798.35                           | 12,68,190.66                    |
| 18               | F Y B.Tech                         | 12,660.00              | -                                      | -                                      | -                                  | 12,660.00              | 8,460.84                        | 1,269.13                              | 7,191.71                        |
| 19               | Garden                             | 5,75,500.00            | -                                      | -                                      | -                                  | 5,75,500.00            | 61,895.20                       | 9,284.28                              | 52,610.92                       |
| 20               | Gymkhana                           | 5,11,417.00            | -                                      | -                                      | -                                  | 5,11,417.00            | 1,06,925.92                     | 16,038.89                             | 90,887.03                       |
| 21               | Hostel                             | 51,49,887.00           | -                                      | -                                      | -                                  | 51,49,887.00           | 12,46,395.55                    | 1,86,959.33                           | 10,59,436.22                    |
| 22               | HPD                                | 63,335.00              | -                                      | -                                      | -                                  | 63,335.00              | 39,165.16                       | 5,874.77                              | 33,290.39                       |
| 23               | Information & Technology           | 22,48,878.00           | -                                      | -                                      | -                                  | 22,48,878.00           | 10,22,169.27                    | 1,53,325.39                           | 8,68,843.88                     |
| 24               | Internet centre                    | 2,71,343.00            | -                                      | 4,63,599.58                            | -                                  | 7,34,942.58            | 2,24,444.90                     | 68,436.70                             | 6,19,607.78                     |
| 25               | Library                            | 5,00,521.00            | -                                      | -                                      | -                                  | 5,00,521.00            | 85,080.88                       | 12,762.13                             | 72,318.75                       |
| 26               | Maths                              | 1,04,492.00            | -                                      | -                                      | -                                  | 1,04,492.00            | 16,100.52                       | 2,415.08                              | 13,685.44                       |
| 27               | MBA                                | 6,80,053.00            | -                                      | -                                      | -                                  | 6,80,053.00            | 1,01,715.07                     | 15,257.26                             | 86,457.81                       |
| 28               | MCA                                | 3,22,656.00            | -                                      | -                                      | -                                  | 3,22,656.00            | 73,384.87                       | 11,007.73                             | 62,377.14                       |
| 29               | Mechanical Engineering             | 1,19,71,264.34         | 19470.00                               | 2,04,877.50                            | -                                  | 1,21,95,611.84         | 45,10,844.66                    | 6,94,913.01                           | 40,40,279.15                    |
| 30               | M. Tech                            | 49,769.00              | -                                      | -                                      | -                                  | 49,769.00              | 40,961.87                       | 6,144.28                              | 34,817.59                       |
| 31               | Office                             | 34,56,678.80           | -                                      | 15199.58                               | -                                  | 34,71,878.38           | 9,97,121.72                     | 1,50,708.23                           | 8,61,613.07                     |
| 32               | Physics Dept.                      | 5,90,155.00            | -                                      | -                                      | -                                  | 5,90,155.00            | 70,083.95                       | 10,512.59                             | 59,571.35                       |
| 33               | Projector                          | 3,62,483.00            | -                                      | -                                      | -                                  | 3,62,483.00            | 20,941.05                       | 3,141.16                              | 17,799.89                       |
| 34               | Student section                    | 12,15,480.00           | -                                      | 30,399.16                              | -                                  | 12,45,879.16           | 62,147.61                       | 11,602.08                             | 80,944.69                       |
| 35               | UPS                                | 46,81,903.00           | -                                      | -                                      | -                                  | 46,81,903.00           | 21,62,319.37                    | 3,24,347.90                           | 18,37,921.46                    |
| 36               | Workshop                           | 69,93,722.60           | -                                      | 34,422.96                              | -                                  | 70,28,145.56           | 18,41,031.08                    | 2,78,736.38                           | 15,96,717.66                    |
| 37               | Lift - 1                           | 8,19,915.25            | -                                      | -                                      | -                                  | 8,19,915.25            | 7,58,421.61                     | 1,13,763.24                           | 6,44,658.37                     |
| 38               | Equipment- Training &<br>Placement |                        |  | 30399.16                               |                                    | 30,399.16              |                                 | 2,279.94                              | 28,119.22                       |
| <b>Total - A</b> |                                    | <b>11,85,91,959.65</b> | <b>1,15,876.00</b>                     | <b>20,55,323.16</b>                    | <b>-</b>                           | <b>12,07,63,158.81</b> | <b>3,52,85,844.59</b>           | <b>54,64,407.33</b>                   | <b>3,19,92,636.42</b>           |



| No. | Particulars               | Cost Price<br>RS       | Depreciation<br>(01.04.19 to<br>30.09.19) | Depreciation<br>(01.10.19 to<br>31.03.20) | Deletions during<br>the year<br>RS | Total Cost Price<br>RS | W.D.V. as on<br>31.03.2019<br>RS | Depreciation<br>during the year<br>RS | W.D.V. as on<br>31.03.2020<br>RS |
|-----|---------------------------|------------------------|---|---|------------------------------------|------------------------|----------------------------------|---------------------------------------|----------------------------------|
| B   | Computer & Software       |                        |   |   |                                    |                        |                                  |                                       |                                  |
| 1   | Chemical lab (computers)  | 17,86,709.00           | -   | -   | -                                  | 17,86,709.00           | 2,41,498.13                      | 60,374.53                             | 1,81,123.59                      |
| 2   | Civil (computer)          | 22,79,456.00           | -   | -   | -                                  | 22,79,456.00           | 7,26,496.31                      | 1,81,624.08                           | 5,44,872.23                      |
| 3   | Computer (Computer)       | 40,37,335.00           | -   | -   | -                                  | 40,37,335.00           | 27,97,697.05                     | 6,99,424.26                           | 20,98,272.79                     |
| 4   | E&TC Computer             | 41,71,995.50           | -   | -   | -                                  | 41,71,995.50           | 13,96,773.17                     | 3,49,193.29                           | 10,47,579.88                     |
| 5   | Electronics lab computers | 16,91,381.00           | -   | -   | -                                  | 16,91,381.00           | 2,36,421.70                      | 59,105.43                             | 1,77,316.28                      |
| 6   | Engineering Sc Computer   | 2,66,555.00            | -   | -   | -                                  | 2,66,555.00            | 36,505.69                        | 9,126.42                              | 27,379.27                        |
| 7   | Estate computer           | 33,975.00              | -   | -   | -                                  | 33,975.00              | 10,033.45                        | 2,508.36                              | 7,525.09                         |
| 8   | Exam (Computer)           | 10,52,003.59           | -   | 1,999.99                                  | -                                  | 10,54,003.58           | 5,61,061.34                      | 1,40,515.33                           | 4,22,546.00                      |
| 9   | F Y B.Tech (Computer)     | 9,99,916.00            | -   | -   | -                                  | 9,99,916.00            | 4,92,146.16                      | 1,23,036.54                           | 3,69,109.62                      |
| 10  | HPD (Computer)            | 9,91,423.00            | 23236.20                                  | -   | -                                  | 10,14,659.20           | 4,90,011.40                      | 1,28,311.90                           | 3,84,935.70                      |
| 11  | HRD computers             | 91,762.50              | -   | -   | -                                  | 91,762.50              | 12,625.88                        | 3,156.47                              | 9,469.41                         |
| 12  | Internet centre computers | 65,94,596.50           | -   | -   | -                                  | 65,94,596.50           | 11,51,664.09                     | 2,87,916.02                           | 8,63,748.06                      |
| 13  | IT computers              | 57,02,689.50           | -   | -   | -                                  | 57,02,689.50           | 7,04,526.61                      | 1,76,131.65                           | 5,28,394.96                      |
| 14  | Library computers         | 7,14,127.50            | -   | -   | -                                  | 7,14,127.50            | 1,75,491.98                      | 43,873.00                             | 1,31,618.99                      |
| 15  | MBA Computers             | 49,773.00              | -   | -   | -                                  | 49,773.00              | -                                | -                                     | -                                |
| 16  | MCA computers             | 15,84,930.00           | -   | -   | -                                  | 15,84,930.00           | 1,23,910.17                      | 30,977.54                             | 92,932.63                        |
| 17  | Office computer           | 16,14,365.87           | -   | -   | -                                  | 16,14,365.87           | 3,98,644.03                      | 99,661.01                             | 2,98,982.98                      |
| 18  | Student section computer  | 2,36,560.00            | -   | -   | -                                  | 2,36,560.00            | 24,834.52                        | 6,208.63                              | 18,625.89                        |
| 19  | Workshop computers        | 1,11,326.50            | -   | -   | -                                  | 1,11,326.50            | 16,001.72                        | 4,000.43                              | 12,001.29                        |
| 20  | Mechanical computers      | 57,54,503.60           | -   | 4,000.00                                  | -                                  | 57,58,503.60           | 26,79,682.90                     | 6,70,420.73                           | 20,13,262.18                     |
| 21  | Training & Placement comp | 93,523.86              | -   | -   | -                                  | 93,523.86              | 40,974.41                        | 10,243.60                             | 30,730.81                        |
| 22  | Software                  | 1,88,45,834.48         | -   | 1123302.29                                | -                                  | 1,99,69,136.77         | 75,40,747.45                     | 20,25,599.65                          | 66,38,450.09                     |
|     | <b>Total - B</b>          | <b>5,87,04,742.40</b>  | <b>23,236.20</b>                          | <b>11,29,302.28</b>                       | <b>-</b>                           | <b>5,98,57,280.88</b>  | <b>1,98,57,748.16</b>            | <b>51,11,408.87</b>                   | <b>1,58,98,877.72</b>            |
|     | <b>Total A + B</b>        | <b>17,72,96,702.05</b> | <b>1,39,112.20</b>                        | <b>31,84,625.44</b>                       | <b>-</b>                           | <b>18,06,20,439.69</b> | <b>5,51,43,592.74</b>            | <b>1,05,75,816.20</b>                 | <b>4,78,91,514.20</b>            |



| Sr. No. | Particulars           | Cost Price<br>RS      | Additions<br>(01.04.19 to 30.09.19) | Additions<br>(01.10.19 to 31.03.20) | Deletions during<br>the year<br>RS | Total Cost Price<br>RS | W D V as on<br>31.03.2019<br>RS | Depreciation<br>during the year<br>RS | W D V as on<br>31.03.2020<br>RS |
|---------|-----------------------|-----------------------|-------------------------------------|-------------------------------------|------------------------------------|------------------------|---------------------------------|---------------------------------------|---------------------------------|
| B       | Furniture             | 8,39,61,063.57        |                                     | 105732.72                           |                                    | 8,40,66,796.29         | 2,41,68,006.42                  | 36,33,130.92                          | 2,06,40,607.83                  |
| C       | <b>Library Books</b>  |                       |                                     |                                     |                                    |                        |                                 |                                       |                                 |
| 1       | Central Library       | 84,38,824.70          |                                     | 11271.00                            | -                                  | 84,50,095.70           | 3,39,799.32                     | 86,358.70                             | 2,64,711.61                     |
| 2       | Journals              | 80,68,943.56          | -                                   | -                                   | -                                  | 80,68,943.56           | 6,71,255.94                     | 1,67,813.99                           | 5,03,441.96                     |
| 3       | <b>Engineering UG</b> |                       |                                     |                                     |                                    |                        |                                 |                                       |                                 |
| a       | chemical              | 7,48,098.00           |                                     | 112750.00                           | -                                  | 8,60,848.00            | 2,78,603.14                     | 83,744.54                             | 3,07,608.61                     |
| b       | civil                 | 4,59,451.00           |                                     | 2,87,178.00                         | -                                  | 7,46,629.00            | 2,28,378.73                     | 92,991.93                             | 4,22,564.80                     |
| c       | computer              | 7,30,874.00           |                                     | 1,16,503.00                         | -                                  | 8,47,377.00            | 2,10,457.78                     | 67,177.32                             | 2,59,783.46                     |
| d       | E&TC                  | 8,05,752.00           |                                     | 100910.00                           | -                                  | 9,06,662.00            | 2,47,504.21                     | 74,489.80                             | 2,73,924.41                     |
| e       | Electronics           | 7,39,448.00           |                                     | 85366.00                            | -                                  | 8,24,814.00            | 1,56,252.66                     | 49,733.92                             | 1,91,884.75                     |
| f       | Engineering Science   | 1,54,614.00           |                                     | 46,391.00                           | -                                  | 2,01,005.00            | 21,113.24                       | 11,077.19                             | 56,427.06                       |
| g       | F Y B. tech           | 2,35,115.78           |                                     | -                                   | -                                  | 2,35,115.78            | 1,34,082.24                     | 33,520.56                             | 1,00,561.68                     |
| h       | IT                    | 6,50,564.00           |                                     | 9425.00                             | -                                  | 6,59,989.00            | 2,00,988.71                     | 51,425.30                             | 1,58,988.41                     |
| i       | Mathamatics           | 1,53,682.00           |                                     | -                                   | -                                  | 1,53,682.00            | 44,963.88                       | 11,240.97                             | 33,722.91                       |
| J       | Mechanical            | 17,00,381.85          |                                     | 291433.00                           | -                                  | 19,91,814.85           | 6,97,649.90                     | 2,10,841.60                           | 7,78,241.30                     |
| 4       | <b>Engineering PG</b> |                       |                                     |                                     |                                    |                        |                                 |                                       |                                 |
| a       | Electronics           | 3,70,489.00           |                                     | -                                   | -                                  | 3,70,489.00            | 51,531.76                       | 12,882.94                             | 38,648.82                       |
| b       | Computer              | 1,89,728.00           |                                     | -                                   | -                                  | 1,89,728.00            | 22,100.89                       | 5,525.22                              | 16,575.67                       |
| c       | Mechanical            | 26,866.00             |                                     | -                                   | -                                  | 26,866.00              | 13,223.11                       | 3,305.78                              | 9,917.33                        |
| 5       | MBA                   | 3,27,373.00           |                                     | -                                   | -                                  | 3,27,373.00            | 18,690.42                       | 4,672.61                              | 14,017.83                       |
| 6       | MCA                   | 3,53,860.00           |                                     | -                                   | -                                  | 3,53,860.00            | 22,052.76                       | 5,513.19                              | 16,539.57                       |
|         | <b>Total</b>          | <b>2,41,54,064.89</b> | <b>-</b>                            | <b>10,61,227.00</b>                 | <b>-</b>                           | <b>2,52,15,291.89</b>  | <b>33,58,648.70</b>             | <b>9,72,315.55</b>                    | <b>34,47,560.14</b>             |





| Sr. No.      | Particulars                   | Cost Price<br>RS    | Additions<br>(01.04.19 to<br>30.09.19)<br>RS | Additions<br>(01.10.19 to<br>31.03.20)<br>RS | Deletions during<br>the year<br>RS | Total Cost Price<br>RS | W D V as on<br>31.03.2019<br>RS | Depreciation<br>during the year<br>RS | W D V as on<br>31.03.2020<br>RS |
|--------------|-------------------------------|---------------------|--|--|------------------------------------|------------------------|---------------------------------|---------------------------------------|---------------------------------|
| E            | Vehicle                       |                     |  |  |                                    |                        |                                 |                                       |                                 |
| 1            | Bus No. 1<br>MH 12 V 8095     | 4,66,400.00         | -  | -  | -                                  | 4,66,400.00            | 18,077.38                       | 2,711.61                              | 15,365.78                       |
| 2            | Bus No. 2<br>MH 14 V 8266     | 8,48,779.00         | -  | -  | -                                  | 8,48,779.00            | 71,549.86                       | 10,732.48                             | 60,817.38                       |
| 3            | Bus No. 03<br>MH 14 V 8295    | 9,27,626.00         | -  | -  | -                                  | 9,27,626.00            | 80,860.61                       | 12,129.09                             | 68,731.52                       |
| 4            | Bus No. .04<br>MH 14 v 8296   | 9,27,626.00         | -  | -  | -                                  | 9,27,626.00            | 80,860.61                       | 12,129.09                             | 68,731.52                       |
| 5            | Hero Honda<br>MH 14 AR 9614   | 48,939.00           | -  | -  | -                                  | 48,939.00              | 5,029.68                        | 754.45                                | 4,275.23                        |
| 6            | Ford Ikon<br>MH 14 BC 3582    | 5,51,683.00         | -  | -  | -                                  | 5,51,683.00            | 78,472.28                       | 11,770.84                             | 66,701.44                       |
| 7            | Tata ACE<br>MH 14 DM 984      | 3,70,119.00         | -  | -  | -                                  | 3,70,119.00            | 1,18,651.41                     | 17,797.71                             | 1,00,853.70                     |
| 8            | Tata Sumo<br>MH 14 DN 3841    | 7,25,053.00         | -  | -  | -                                  | 7,25,053.00            | 2,66,608.86                     | 39,991.33                             | 2,26,617.53                     |
| 9            | Xylo<br>MH 14 dN 3820         | 8,79,801.00         | -  | -  | -                                  | 8,79,801.00            | 3,24,972.23                     | 48,745.83                             | 2,76,226.39                     |
| 10           | Maruti Claz Zxi<br>MH 14 2067 | 10,37,030.00        | -  | -  | -                                  | 10,37,030.00           | 5,41,336.45                     | 81,200.47                             | 4,60,135.98                     |
| 11           | Alto<br>MH 14 FS 5616         | 3,73,080.00         | -  | -  | -                                  | 3,73,080.00            | 2,49,334.03                     | 37,400.10                             | 2,11,933.92                     |
| 12           | Duet<br>MH14GV4892            | 59,033.58           | -  | -  | -                                  | 59,033.58              | 46,415.15                       | 6,962.27                              | 39,452.88                       |
| 13           | Pleasure<br>MH14GV4893        | 57,087.28           | -  | -  | -                                  | 57,087.28              | 44,884.87                       | 6,732.73                              | 38,152.14                       |
| <b>Total</b> |                               | <b>72,72,256.86</b> | <b>-</b>                                     | <b>-</b>                                     | <b>-</b>                           | <b>72,72,256.86</b>    | <b>19,27,053.42</b>             | <b>2,89,058.01</b>                    | <b>16,37,995.41</b>             |




**SCHEDULE NO. 7****ADVANCES**

| SR<br>NO         | PARTICULARS  | AMOUNT<br>RS. | AMOUNT<br>RS.       |
|------------------|--|---------------|---------------------|
| A                | Advances   |               |                     |
| 1                | Salary Advance   |               | 29,161.00           |
| 2                | Advances to party                                      |               | 43,79,588.55        |
| 3                | Earn & Learn   |               | 44,055.00           |
| 4                | QIP Workshop   |               | -                   |
| 5                | Advance to staff                                       |               | 1,27,762.00         |
| 6                | Grant-Science & Engg. Research Board<br>(SERB) Sardare |               | 21,859.82           |
| 7                | Word Skill Competition - 2019                          |               | 4,61,532.33         |
| 8                | University Research- Archana B. Mane                   |               | 1,050.34            |
| B                | Deposits   |               |                     |
| 1                | Gas  | 4,000.00      |                     |
| 2                | Gas Cylinder   | 36,000.00     |                     |
| 3                | ladies hostel -1                                       | 20,000.00     |                     |
| 4                | MSEB   | 13,45,680.00  |                     |
| 5                | PWD  | 10,000.00     |                     |
| 6                | Security Deposit- AICTE- B.Des Course                  | 15,00,000.00  | 29,15,680.00        |
| C                | Prepaid  |               |                     |
| 1                | Building insurance                                     | 13,461.00     |                     |
| 2                | Vehicle insurance                                      | 1,15,421.00   | 1,28,882.00         |
| <b>TOTAL RS.</b> |  |               | <b>81,09,571.04</b> |

**SCHEDULE NO. 8****INCOME OUTSTANDING**

| SR<br>NO         | PARTICULARS                             | AMOUNT<br>RS. | AMOUNT<br>RS.         |
|------------------|---|---------------|-----------------------|
| 1                | Fees receivable from social welfare     |               | 9,12,10,896.00        |
| 2                | Fees receivable from students           |               | 44,44,433.00          |
| 3                | Electricity Charges - Shri Raj Canteen  |               | 1,42,867.00           |
| 4                | Electricity Charges-Chandramukhi        |               | 5,28,624.00           |
| 5                | Electricity Charges-Union Bank of India |               | 4,095.00              |
| 6                | Electricity Charges-Dnyanraj Xerox Shop |               | 81,719.00             |
| 7                | Bizzlon Pvt Ltd.                        |               | 1,100.00              |
| 8                | JCB India LTD                           |               | 2,51,000.00           |
| 9                | Rent Receivable -Dnyraj Services        |               | 98,700.00             |
| <b>TOTAL RS.</b> |   |               | <b>9,67,63,434.00</b> |



**SCHEDULE NO. 9**  
**CASH & BANK ACCOUNTS**

| SR<br>NO | PARTICULARS                   | AMOUNT<br>RS. | AMOUNT<br>RS.         |
|----------|-------------------------------|---------------|-----------------------|
| 1        | Cash in Hand                  |               | 80,416.00             |
| 2        | Cash at Bank                  |               |                       |
| A        | <b>Bank of India</b>          |               |                       |
|          | BOI A/c No. 062910110001064   | 81,831.04     |                       |
|          | BOI A/c No. 062910110001026   | 96,89,402.36  |                       |
|          |                               | 91,37,466.00  | 21,859.82             |
|          | BOI A/c No. 062910110000355   | 3,16,303.75   | 4,61,532.33           |
|          |                               | 17,169.75     | 1,050.34              |
|          | BOI A/c No. 062920110000009   | 9,77,726.95   | 2,02,19,899.85        |
| B        | <b>Bank of Maharashtra</b>    |               |                       |
|          | BOM - 60087174785             |               | 10,50,574.54          |
| C        | <b>Union Bank of India</b>    |               |                       |
|          | UBI A/c No. :446402011001335  | 26,75,922.97  |                       |
|          | UBI A/c No. : 446402011001926 | 9,175.73      |                       |
|          | UBI A/c No. 446404011022012   | 18,55,913.77  |                       |
|          | UBI A/c No. 587802010000415   | 25,37,391.18  |                       |
|          | UBI A/c No. 587802010012930   | 1,045.00      | 70,79,448.65          |
| D        | <b>HDFC Bank</b>              |               |                       |
|          | HDFC A/c No.-50100302967342   |               | 57,363.70             |
|          | <b>TOTAL RS.</b>              |               | <b>2,84,87,702.74</b> |





**SCHEDULE NO. 10**  
**EXPENDITURE ON OBJECT OF THE TRUST**

| SR<br>NO | PARTICULARS                        | AMOUNT<br>RS.   |
|----------|------------------------------------|-----------------|
| 1        | Salary Teaching                    | 16,21,14,589.00 |
| 2        | Salary Non -Teaching               | 8,21,83,549.00  |
| 3        | Honorarium /Professional Fees      | 71,11,874.40    |
| 4        | House Keeping, security and garden | 2,68,51,395.30  |
| 5        | CPF Employer cont                  | 82,29,234.00    |
| 6        | PF admin charges                   | 3,29,169.00     |
| 7        | Advertisement Expenses             | 3,59,795.80     |
| 8        | Affiliation, Certification & Mem.  | 5,93,010.00     |
| 9        | Audit Fees                         | 29,500.00       |
| 10       | Bank Commission & Charges          | 61,062.35       |
| 11       | Building Insurance                 | 40,381.00       |
| 12       | Concession Granted                 | 5,62,070.00     |
| 13       | Consumable                         | 6,61,442.21     |
| 14       | Campus maintenance                 | 37,278.00       |
| 15       | Electricity Charges                | 57,42,923.05    |
| 16       | Generator Expenses                 | 7,55,058.00     |
| 17       | Gratuity                           | 31,81,830.00    |
| 18       | Industrial Visit                   | 78,728.50       |
| 19       | Office Expenses                    | 3,30,222.19     |
| 20       | Placement Expenses                 | 3,74,148.42     |
| 21       | Postage and Courier                | 2,516.08        |
| 22       | Printing and Stationery            | 14,14,058.91    |
| 23       | Property Tax                       | 18,94,342.00    |
| 24       | Party Advance Not Recoverable      | 2,09,098.00     |
| 25       | PF Penal Damages                   | 12,816.00       |
| 26       | Repairs to equipment               | 34,04,172.47    |
| 27       | Repairs to building                | 1,16,107.03     |
| 28       | Research Expenses                  | 4,51,657.40     |
| 29       | Interest overdraft                 | 69,41,684.00    |
| 30       | Interest on Equipment loan         | 10,27,857.38    |
| 31       | Interest on loan                   | 6,06,072.75     |
| 32       | Merit Scholarship                  | 69,719.00       |
| 33       | Staff Training                     | 3,07,844.43     |
| 34       | Staff Welfare                      | 1,71,102.74     |
| 35       | Vehicle Maintenance                | 18,58,521.38    |
| 36       | Student Seminar & Projects         | 8,31,651.27     |
| 37       | Telephone                          | 4,31,473.34     |
| 38       | Internet charges                   | 17,42,214.02    |
| 39       | Travelling                         | 11,00,541.00    |



|              |                                 |                        |
|--------------|---------------------------------|------------------------|
| 40           | Conveyance                      | 69,936.00              |
| 41           | Rent Sports Ground              | 14,98,283.00           |
| 42           | Water Charges                   | 56,297.52              |
| 43           | Fees Not Recoverable            | 3,51,125.00            |
| 44           | Journals & Subscriptions        | 45,300.00              |
| 45           | Misc. Expenses                  | 675.67                 |
| 46           | <b>Student Activities</b>       |                        |
| a            | Firodiya karandak               | 42,412.76              |
| b            | Gathering Expenses              | 18,340.00              |
| c            | SAE BAJA                        | 54,822.00              |
| d            | Student Sports Activity         | 9,884.80               |
| e            | Departmental Student Activities | 64,743.68              |
| f            | Gymkhana Expenses               | 89,524.01              |
|              |                                 | <u>2,79,727.25</u>     |
| <b>Total</b> |                                 | <b>32,45,22,053.86</b> |

**SCHEDULE NO. 11  
INCOME FROM OTHER SOURCES**

| SR<br>NO         | PARTICULARS                    | AMOUNT<br>RS.         | AMOUNT<br>RS.          |
|------------------|--------------------------------|-----------------------|------------------------|
| 1                | Fees Engineering UG<br>Tuition | 34,19,96,326.00       |                        |
|                  | Development                    | <u>4,32,84,299.00</u> | 38,52,80,625.00        |
| 2                | Fees Engineering PG<br>Tuition | 23,95,996.00          |                        |
|                  | Development                    | <u>2,77,004.00</u>    | 26,73,000.00           |
| 3                | University Fees                |                       | 21,49,920.00           |
| 4                | Cancellation Charges -(19-20)  |                       | 28,807.00              |
| 5                | Bank Interest Received         |                       | 5,04,149.86            |
| <b>TOTAL RS.</b> |                                |                       | <b>39,06,36,501.86</b> |



**Balance Sheet and Audit  
Report  
2018-19**



**MAEER's  
MIT Academy of Engineering  
Alandi, Pune**

**S. No. 124, Kothrud, Pune – 411038  
Maharashtra State, India.**

**Statement of Accounts for the year ended  
31<sup>st</sup> March, 2019**

---

**M/s. A. H. Joshi & Co.  
Chartered Accountants**

**Neelam, Sadashiv Peth,  
Natubag, Pune 411030**

**Audit report for the financial year 2018-2019**

To,

The Executive President And Managing Trustees,

MAEER ,Pune -38

Sir,

Sub :- Audit report for the financial year 2018-2019 in respect of MAEERS MIT Academy Of Engineering, Alandi (D)

1. We have examined the balancesheet as on 31/03/2019 and the income And expenditure account for the period beginning from 1/04/2018 to ending on 31/03/2019. Attach herewith Of MAEERS MIT Academy Of Engineering , At Dehu Phata , Alandi Devachi, Taluka Khed, Pune -412106, PAN – AAAAM1206F

2. We have examined the books of accounts maintained by the said unit and certify that proper books of accounts kept by the same .

3. We certify that the method of accounting followed by the unit of the account basis.

4. We have optained of the information and explanation which are necessary for the purpose of audit

5. We certify that the account of the trust are submitted by following applicable accounting standards and given a true and fare representation of segment reporting.

6. We certify that proper books of accounts are kept by a trust and every units.

7. In our opinion and according to the information and explanation provided to us. The accounts gives a true and fare view of

“A in case of Balance sheet the state of affairs of the unit as at 31/03/2019.

B In case of the Income And Expenditure Account, the surplus/ Deficit or the unit for the year ended on that date”



For A. H. JOSHI & CO.  
Chartered Accountants  
Firm Registration No.112396W

S. A. Joshi  
(Partner)  
Membership No. 037772

THE BOMBAY PUBLIC TRUSTS ACT, 1950  
SCHEDULE VIII [(Vide Rule 17(1))]

**Name of the Public Trust:** MAEER's MIT Academy of Engineering, Alandi, Pune  
**Address:** C/o. MAEER, S. No. 124, Kothrud, Pune - 411038.  
**Registration No.** F-2555

**BALANCE SHEET AS AT 31TH MARCH, 2019**

| FUNDS AND LIABILITIES  | SCH NO. | Amt. Rs. | Amount Rs.            | PROPERTIES AND ASSETS   | SCH NO. | Amt. Rs. | Amount Rs.            |
|--|---------|----------|-----------------------|---|---------|----------|-----------------------|
| TRUST FUNDS FOR CORPUS   | -       |          |                       | IMMOVABLE PROPERTIES (AT COST)                                    | 4       |          | 62,809,700.00         |
| OTHER EARMARKED FUNDS<br>(Created under the provisions of the<br>Trust deed or scheme out of the | -       |          |                       | INVESTMENTS:<br>(Market value of the above Investments of<br>Rs.) | 5       |          | 7,794,188.79          |
| LOANS (SECURED OR UNSECURED)   | 1       |          | 155,357,056.45        | FURNITURE AND FIXTURES:   | 6       |          | 86,743,463.49         |
| LIABILITIES:   | 2       |          | 122,525,765.90        | LOANS (SECURED OR UNSECURED)                                      | -       |          |                       |
| INCOME AND EXPENDITURE<br>ACCOUNT  | -       |          |                       | ADVANCES  | 7       |          | 9,674,017.09          |
| INTER INSTITUTIONAL BALANCES:  | 3       |          |                       | INCOME OUTSTANDING:   | 8       |          | 97,014,131.50         |
|  |         |          |                       | CASH AND BANK BALANCES  | 9       |          | 9,676,350.78          |
|  |         |          |                       | INTER INSTITUTIONAL BALANCES:                                     | 3       |          | 4,170,970.74          |
| <b>TOTAL RS.</b>   |         |          | <b>277,882,822.35</b> | <b>TOTAL RS.</b>  |         |          | <b>277,882,822.35</b> |


The above Balance sheet to the best of my/our belief contains a true account  
of the funds and liabilities and of the property and Assets of the Trust

AS PER OUR REPORT OF EVEN DATE

**For A. H. JOSHI & CO.**  
Chartered Accountants  
Firm Registration No. 112396W



S. A. Joshi  
(Partner)  
Membership No. 037772

  
Executive President & Managing Trustee  
Maharashtra Academy of Engineering  
And Educational Research  
Pune - 411 038



Name of the Public Trust: **MAEER's MIT Academy of Engineering, Alandi, Pune**

Address: **C/o. MAEER, S. No. 124, Kothrud, Pune - 411038.**

Registration No. **F-2555**

**INCOME AND EXPENDITURE ACCOUNT FOR THE YEAR ENDING 31.03.2019**

| EXPENDITURE  | SCH NO. | Amt. Rs. | Amount Rs.            | INCOME                               | SCH NO. | Amt. Rs. | Amount Rs.            |
|--|---------|----------|-----------------------|--------------------------------------|---------|----------|-----------------------|
| TO EXPENDITURE IN RESPECT OF PROPERTIES            | -       |          |                       | BY RENT                              | -       |          |                       |
| TO ESTABLISHMENT EXPENSES                          | -       |          |                       | BY INTEREST                          | -       |          |                       |
| TO REMUNERATION TO TRUSTEES                        | -       |          |                       | BY DIVIDEND                          | -       |          |                       |
| TO LEGAL EXPENSES                                  | -       |          |                       | BY DONATIONS IN CASH OR KIND         | -       |          |                       |
| TO AUDIT FEES                                      | -       |          |                       | BY GRANTS                            | -       |          |                       |
| TO CONTRIBUTION AND FEES                           | -       |          |                       | BY INCOME FROM OTHER SOURCES         | 11      |          | 365,102,048.50        |
| TO AMOUNTS WRITTEN OFF                             | -       |          |                       |                                      |         |          |                       |
| TO MISCELLANEOUS EXPENSES                          | -       |          |                       | BY TRANSFER FROM RESERVE             |         |          |                       |
| TO DEPRECIATION                                    | 4&6     |          | 20,763,450.34         |                                      |         |          |                       |
| TO AMOUNT TRANSFERRED TO RESERVE OR SPECIFIC FUNDS | -       |          |                       | BY EXCESS OF EXPENDITURE OVER INCOME | 3       |          | 13,602,096.38         |
| TO EXPENDITURE ON OBJECT OF TRUST                  | 10      |          | 357,940,694.54        |                                      |         |          |                       |
| BY INCOME OF EXPENDITURE OVER INCOME               |         |          | -                     |                                      |         |          |                       |
| <b>TOTAL RS.</b>                                   |         |          | <b>378,704,144.88</b> | <b>TOTAL RS.</b>                     |         |          | <b>378,704,144.88</b> |

  
**Executive President & Managing Trustee**  
**Maharashtra Academy of Engineering**  
**And Educational Research**  
**Pune - 411 038**



**For A. H. JOSHI & CO.**  
Chartered Accountants  
Firm Registration No. 112396W

  
**S.A. Joshi**  
(Partner)  
Membership No. 037772

**SCHEDULE NO. 1**

**SECURED & UNSECURED LOANS**  
**Balances in Current Bank Accounts**

| SR. NO.                     | PARTICULARS   | AMOUNT RS.  | AMOUNT RS.     |
|-----------------------------|---|---|----------------|
| <b><u>Secured Loans</u></b> |   |   |                |
| 1                           | The Federal Bank Ltd. TL 1 No.2516<br>Less: Repayment<br>Addition   | 2,439,980.33<br>2,439,980.33<br><hr/>                 | -              |
| 2                           | The Federal Bank Ltd. TL2 No. 2581<br>Less: Repayment<br>Addition   | 11,391,577.00<br>11,391,577.00<br><hr/> 7,926,685.00  | 7,926,685.00   |
| 3                           | The Federal Bank Ltd. TL 3 2631<br>Less: Repayment<br>Addition      | 8,001,408.00<br>8,001,408.00<br><hr/> 5,951,223.00    | 5,951,223.00   |
| 4                           | B P Federal TL A/c 2698 (35 )<br>Less: Repayment<br>Addition        | 39,117,627.90<br>39,117,627.90<br><hr/> 37,740,726.00 | 37,740,726.00  |
| 5                           | BP Federal Bank OD 2086<br>Less: Repayment<br>Addition              | 19,539,725.07<br>19,539,725.07<br><hr/> 25,022,022.00 | 25,022,022.00  |
| 6                           | BP HDFC OD A/c 00070120000575<br>Less: Repayment<br>Addition        | 22,352,930.23<br>22,352,930.23<br><hr/> 26,975,745.00 | 26,975,745.00  |
| 7                           | BP HDFC STL A/c No. 007LN10170310003<br>Less: Repayment<br>Addition | 39,117,627.90<br>39,117,627.90<br><hr/> 49,658,850.00 | 49,658,850.00  |
| 8                           | BP HDFC Bank TL No. 8   |   | 2,081,805.45   |
| <hr/> TOTAL RS.             |   |   | 155,357,056.45 |



**SCHEDULE NO. 2****LIABILITIES**

| SR. NO.   | PARTICULARS   | AMOUNT RS.    | AMOUNT RS.     |
|-----------|---|---------------|----------------|
| A         | Provisions  |               | 50,150,424.00  |
| B         | Sundry Creditors (as per list)                      |               | 6,928,475.10   |
| C         | Deposits  |               |                |
|           | Xerox Shop  | 75,000.00     | 75,000.00      |
| D         | Scholarships  |               | 4,727,679.25   |
| E         | Fees to be adjusted/ refunded                       |               | 17,213,790.90  |
| F         | Grants  |               | 686,704.72     |
| G         | Other Liabilities                                   |               |                |
| 1         | University Exam Reval.                              | 209,682.00    |                |
| 2         | Alumni  | 5,701.00      |                |
| 3         | Online Exam - NPTEL                                 | 8,914.00      |                |
| 4         | Examination Fees                                    | 561,346.00    |                |
| 5         | Other Deduction                                     | 158,140.00    |                |
| 6         | QIP- State Level Seminar (IT Enable Green India) IT | 40,645.00     |                |
| 6         | World Wide ITES (Online Exam)                       | 10,317.00     |                |
| 7         | CET   | 41,102.00     |                |
| 7         | REDX - Club   | 3,500.00      |                |
| 8         | SERB- Grant- S.V. Taralkar -2019                    | 275,000.00    |                |
| 9         | Grant AICTE PMKVY- Lathe Operator                   | 71,522.00     |                |
| 10        | Grant PMKVY-Junior Software Developers              | 18,183.00     |                |
| 11        | Technology Enterpreneurship Development Programme   | 6,571.80      | 1,410,623.80   |
| 12        | MIT Socity  |               | 202,518.00     |
| 13        | Staff Advance                                       |               | 5,870.00       |
| H         | Gratuity  | 32,117,314.85 |                |
|           | Paid during the year                                | 646,993.00    |                |
|           | Addition during the year                            | 4,458,842.15  | 35,929,164.00  |
| I         | Departmental Fund                                   |               | 1,040,052.37   |
| J         | Grant University Exam                               |               | 1,269,274.84   |
| K         | Duties & Taxes                                      |               | 2,578,657.52   |
| L         | Exam Fees (Autonomus)                               |               | 307,531.40     |
| TOTAL RS. |   |               | 122,525,765.90 |





**SCHEDULE NO. 3**  
**INTER INSTITUTIONAL BALANCES**

| SR. NO. | PARTICULARS   | AMOUNT RS.                 |
|---------|---|----------------------------|
| 1       | MAEER   |                            |
|         | Opening Balance (Cr.)   | 17,757,760.96              |
|         | Add: Receipts from MAEER  | 533,468,828.53             |
|         | Less: Payments to MAEER   | <u>541,795,463.85</u>      |
|         |   | 9,431,125.64               |
|         | Less: Excess of Expenditure over Income transfer from<br>Income & Expenditure | 13,602,096.38              |
|         | TOTAL RS.   | <b><u>4,170,970.74</u></b> |



**SCHEDULE NO. 4****IMMOVABLE PROPERTIES**

| Sr. No. | Particulars          | Cost Price<br>RS      | Additions during the year<br>RS | Transfer / W off during the year<br>RS | Total<br>RS           | W D V as on 31.03.2018<br>RS | WDV Transfer | Depreciation during the year 10%<br>RS | W D V as on 31.03.2019<br>RS |
|---------|----------------------|-----------------------|---------------------------------|--|-----------------------|------------------------------|--------------|--|------------------------------|
| A       | Land                 | 13,167,774.50         | -                               | -                                      | 13,167,774.50         | 13,167,774.50                |              | -                                      | 13,167,774.50                |
|         | <b>TOTAL A</b>       | <b>13,167,774.50</b>  | <b>-</b>                        | <b>-</b>                               | <b>13,167,774.50</b>  | <b>13,167,774.50</b>         |              | <b>-</b>                               | <b>13,167,774.50</b>         |
| B       | Building             |                       |                                 |  |                       |                              |              |  |                              |
| 1       | College              | 26,615,717.00         |                                 |  | 26,615,717.00         | 5,913,285.93                 |              | 591,328.59                             | 5,321,957.34                 |
| 2       | Library              | 12,288,436.50         |                                 |  | 12,288,436.50         | 3,225,887.10                 |              | 322,588.71                             | 2,903,298.39                 |
| 3       | Boys Hostel          | 36,609,136.44         |                                 |  | 36,609,136.44         | 10,049,702.40                |              | 1,004,970.24                           | 9,044,732.16                 |
| 4       | Road Work            | 2,470,604.00          |                                 |  | 2,470,604.00          | 847,298.07                   |              | 84,729.81                              | 762,568.26                   |
| 5       | Staff Quarters       | 11,723.00             |                                 |  | 11,723.00             | 2,681.10                     |              | 2,681.10                               | -                            |
| 6       | Workshop             | 5,540,786.00          |                                 |  | 5,540,786.00          | 1,282,266.45                 |              | 128,226.65                             | 1,154,039.81                 |
| 7       | Compound Wall        | 1,110,651.00          |                                 |  | 1,110,651.00          | 324,989.82                   |              | 32,498.98                              | 292,490.84                   |
| 8       | Sports Ground        | 1,599,564.00          |                                 |  | 1,599,564.00          | 697,680.54                   |              | 69,768.05                              | 627,912.49                   |
| 9       | Parking              | 4,226,996.00          |                                 |  | 4,226,996.00          | 2,241,555.93                 |              | 224,155.59                             | 2,017,400.34                 |
| 10      | New Workshop         | 6,440,072.00          |                                 |  | 6,440,072.00          | 1,840,439.07                 |              | 184,043.91                             | 1,656,395.16                 |
| 11      | North Block          | 34,557,570.98         |                                 |  | 34,557,570.98         | 11,317,456.89                |              | 1,131,745.69                           | 10,185,711.20                |
| 12      | Library Extension    | 20,598,542.20         | 779,000.00                      |  | 21,377,542.20         | 14,876,949.56                |              | 782,797.48                             | 14,873,152.08                |
| 13      | Civil                | 888,939.00            |                                 |  | 888,939.00            | 844,492.05                   |              | 42,224.60                              | 802,267.45                   |
|         | <b>TOTAL B</b>       | <b>152,958,738.12</b> | <b>779,000.00</b>               | <b>-</b>                               | <b>153,737,738.12</b> | <b>53,464,684.91</b>         | <b>-</b>     | <b>4,601,759.40</b>                    | <b>49,641,925.50</b>         |
|         | <b>TOTAL (A + B)</b> | <b>166,126,512.62</b> | <b>779,000.00</b>               | <b>-</b>                               | <b>166,905,512.62</b> | <b>66,632,459.41</b>         | <b>-</b>     | <b>4,601,759.40</b>                    | <b>62,809,700.00</b>         |



**SCHEDULE NO. 5**

**INVESTMENTS**

| SR. NO.   | PARTICULARS  | AMOUNT RS.   | AMOUNT RS.                                   |
|-----------|--|--|--|
| 1         | College -Investment<br>UBI-FDR. No.587803030001169 - 25.2.2020 Xerox Shop  |  | 75,000.00                                    |
| 2         | DTE Investment<br>BOI - 050645110008051(16.10.2018)(16.10.2023)FE<br>BOI - 050645110008053(16.10.2018)(16.10.2023)SE<br>BOI-FDR-053045110002286(14.7.2014)<br>(14.7.2024)SEdirect,Civil,ME<br>BOI-FDR-053045110002941(15.7.2020)ME ETX<br>BOI-FDR053045110002942(15.7.2020)ME Comp<br>FDR 053045110002863(13.5.2015-13.5.2020)TE&BE<br>FDR053045110002864(13.5.2015-13.5.2020)TE&BE<br>FDR 587803030002632 (19.7.2017) (19.7.2022) Intake<br>UBI- FDR-587803030000891 (30.5.2023)Increase in Int | 2,413,635.72<br>1,205,553.07<br>1,200,000.00<br><br>200,000.00<br>200,000.00<br>500,000.00<br>500,000.00<br>700,000.00<br>300,000.00 | <br><br><br><br><br><br><br><br>7,219,188.79 |
| 3         | S.P.Pune University-Investment<br>BOI-053045110001119 - 17.10.2022   |  | 500,000.00                                   |
| TOTAL RS. |  |  | 7,794,188.79                                 |






**SCHEDULE NO. 6**

**FURNITURE, FIXTURES AND OTHER ASSETS**

| Sr. No.          | Particulars           | Cost Price            | Additions during the year | Deletions during the year | Total Cost Price      | W D V as on 31.03.2018 | Depreciation during the year | W D V as on 31.03.2019 |
|------------------|-----------------------|-----------------------|---------------------------|---------------------------|-----------------------|------------------------|------------------------------|------------------------|
|                  |                       | RS                    | RS                        | RS                        | RS                    | RS                     | RS                           | RS                     |
| A                | Equipment             | 158,851,145.48        | 18,554,848.57             | 109,292.00                | 177,296,702.05        | 47,166,979.09          | 10,468,942.91                | 55,143,592.76          |
| B                | Furniture & Fixture   | 79,690,718.95         | 4,372,844.62              | 102,500.00                | 83,961,063.57         | 23,868,722.52          | 3,971,060.72                 | 24,168,006.42          |
| C                | Library Books         | 23,405,742.26         | 748,322.63                | -                         | 24,154,064.89         | 3,609,371.19           | 999,045.13                   | 3,358,648.69           |
| D                | Plant & Machinery     | 2,017,798.00          | -                         | -                         | 2,017,798.00          | 806,564.32             | 120,984.65                   | 685,579.67             |
| E                | Vehicles              | 7,272,256.86          | -                         | -                         | 7,272,256.86          | 2,267,121.67           | 340,068.25                   | 1,927,053.42           |
| F                | DG Set                | 3,455,657.00          | -                         | -                         | 3,455,657.00          | 950,155.41             | 142,523.31                   | 807,632.10             |
| G                | Water Treatment Plant | 1,137,991.00          | -                         | -                         | 1,137,991.00          | 551,306.51             | 82,695.98                    | 468,610.53             |
| H                | Bio Gas Plant         | 31,000.00             | 157,900.00                | -                         | 188,900.00            | 19,037.88              | 26,540.68                    | 150,397.20             |
| I                | Vermi Compost project |                       | 39,933.00                 |                           | 39,933.00             |                        | 5,989.95                     | 33,943.05              |
| J                | Motor Pump set        | 35,035.00             | -                         |                           | 35,035.00             | 1,987.60               | 1,987.60                     | -                      |
| K                | Models & Charts       | 35,413.00             | -                         |                           | 35,413.00             | 1,851.77               | 1,851.77                     | -                      |
| <b>TOTAL RS.</b> |                       | <b>275,932,757.55</b> | <b>23,873,848.82</b>      | <b>211,792.00</b>         | <b>299,594,814.37</b> | <b>79,243,097.96</b>   | <b>16,161,690.94</b>         | <b>86,743,463.49</b>   |



| Sr. No.  | Particulars               | Cost Price<br>RS      | Additions<br>(01.04.18 to<br>30.09.18) | Additions<br>(01.10.17 to<br>31.03.19) | Deletions during<br>the year<br>RS | Total Cost Price<br>RS | W D V as on<br>31.03.2018<br>RS | Depreciation<br>during the year<br>RS | W D V as on<br>31.03.2019<br>RS |
|----------|---------------------------|-----------------------|--|--|------------------------------------|------------------------|---------------------------------|---------------------------------------|---------------------------------|
| <b>A</b> | <b>Equipment</b>          |                       |  |  |                                    |                        |                                 |                                       |                                 |
| 1        | Air Conditioner           | 2,339,770.00          |  |  | -                                  | 2,339,770.00           | 238,784.81                      | 35,817.72                             | 202,967.08                      |
| 2        | Applied Mechanical        | 83,020.00             |  |  | -                                  | 83,020.00              | 3,838.64                        | 3,838.64                              | -                               |
| 2        | Basic Engineering         | 284,038.00            |  |  | -                                  | 284,038.00             | 75,473.80                       | 11,321.07                             | 64,152.73                       |
| 3        | Canteen                   | 555,773.00            |  |  | -                                  | 555,773.00             | 55,709.81                       | 8,356.47                              | 47,353.34                       |
| 4        | Chemical                  | 6,255,570.54          |  | 420465.24                              | -                                  | 6,676,035.78           | 2,004,337.86                    | 332,185.57                            | 2,092,617.53                    |
| 5        | Civil                     | 5,600,048.20          | 536280.20                              | 816290.71                              | -                                  | 6,952,619.11           | 3,937,119.53                    | 732,231.76                            | 4,557,458.68                    |
| 6        | Computer Engineering      | 26,632,561.00         |  |  | -                                  | 26,632,561.00          | 4,900,557.97                    | 735,083.70                            | 4,165,474.27                    |
| 7        | E&TC                      | 16,831,015.60         | 250084.78                              |  | -                                  | 17,081,100.38          | 5,369,908.05                    | 842,998.92                            | 4,776,993.90                    |
| 8        | Electrical                | 622,765.00            |  |  | -                                  | 622,765.00             | 416,201.91                      | 62,430.29                             | 353,771.62                      |
| 9        | Electrical Lab            | 858,154.00            |  |  | -                                  | 858,154.00             | 131,578.81                      | 19,736.82                             | 111,841.99                      |
| 10       | Electronics               | 6,279,029.00          | 285695.70                              | 35,400.00                              | -                                  | 6,600,124.70           | 829,426.39                      | 169,923.31                            | 980,598.77                      |
| 11       | Enterprenurship           |                       |  | 12,967.00                              |                                    |                        |                                 | 972.53                                | 11,994.48                       |
| 12       | Engineering sciences      | 926,657.09            |  |  | -                                  | 926,657.09             | 99,837.51                       | 14,975.63                             | 84,861.88                       |
| 13       | Engineering sciences(QIP) | -                     |  |  | -                                  | -                      | 267,996.93                      | 40,199.54                             | 227,797.39                      |
| 14       | Equipment ETX             | 6,423,627.40          |  |  | -                                  | 6,423,627.40           | 3,113,904.07                    | 467,085.61                            | 2,646,818.46                    |
| 15       | Estate                    | 128,236.00            |  | 30,038.02                              | -                                  | 158,274.02             | 87,062.61                       | 15,312.24                             | 101,788.39                      |
| 16       | Exam                      | 1,464,961.14          |  | 337399.04                              | -                                  | 1,802,360.18           | 1,291,351.65                    | 219,007.68                            | 1,409,743.01                    |
| 17       | F Y B.Tech                | 12,660.00             |  |  | -                                  | 12,660.00              | 9,953.93                        | 1,493.09                              | 8,460.84                        |
| 18       | Garden                    | 575,500.00            |  |  | -                                  | 575,500.00             | 72,817.89                       | 10,922.68                             | 61,895.20                       |
| 19       | Gymkhana                  | 511,417.00            |  |  | -                                  | 511,417.00             | 125,795.20                      | 18,869.28                             | 106,925.92                      |
| 20       | Hostel                    | 5,149,887.00          |  |  | -                                  | 5,149,887.00           | 1,466,347.71                    | 219,952.16                            | 1,246,395.55                    |
| 21       | HPD                       | 63,335.00             |  |  | -                                  | 63,335.00              | 46,076.66                       | 6,911.50                              | 39,165.16                       |
| 22       | Information & Technology  | 1,738,210.00          | 510668.00                              |  | -                                  | 2,248,878.00           | 691,884.08                      | 180,382.81                            | 1,022,169.27                    |
| 23       | Internet centre           | 65,876.00             |  | 205,467.00                             | -                                  | 271,343.00             | 40,456.39                       | 21,478.48                             | 224,444.90                      |
| 24       | Library                   | 500,521.00            |  |  | -                                  | 500,521.00             | 100,095.15                      | 15,014.27                             | 85,080.88                       |
| 25       | Maths                     | 104,492.00            |  |  | -                                  | 104,492.00             | 18,941.78                       | 2,841.27                              | 16,100.52                       |
| 26       | MBA                       | 680,053.00            |  |  | -                                  | 680,053.00             | 119,664.79                      | 17,949.72                             | 101,715.07                      |
| 27       | MCA                       | 322,656.00            |  |  | -                                  | 322,656.00             | 86,335.14                       | 12,950.27                             | 73,384.87                       |
| 28       | Mechanical Engineering    | 11,300,708.30         |  | 773,049.04                             | 102,493.00                         | 11,971,264.34          | 4,568,109.82                    | 727,821.20                            | 4,510,844.66                    |
| 29       | M. Tech                   | 19,769.00             |  | 30,000.00                              | -                                  | 49,769.00              | 15,543.38                       | 4,581.51                              | 40,961.87                       |
| 30       | Office                    | 3,359,751.00          |  | 96927.80                               | -                                  | 3,456,678.80           | 1,067,604.12                    | 167,410.20                            | 997,121.72                      |
| 31       | Physics Dept.             | 590,155.00            |  |  | -                                  | 590,155.00             | 82,451.70                       | 12,367.76                             | 70,083.95                       |
| 32       | Projector                 | 362,483.00            |  |  | -                                  | 362,483.00             | 24,636.53                       | 3,695.48                              | 20,941.05                       |
| 33       | Student section           | 1,215,480.00          |  |  | -                                  | 1,215,480.00           | 73,114.83                       | 10,967.22                             | 62,147.61                       |
| 34       | UPS                       | 3,838,085.00          |  | 843,818.00                             | -                                  | 4,681,903.00           | 1,625,632.61                    | 307,131.24                            | 2,162,319.37                    |
| 35       | Workshop                  | 6,987,622.00          |  | 6,100.60                               | -                                  | 6,993,722.60           | 2,159,280.03                    | 324,349.55                            | 1,841,031.08                    |
| 36       | Lift - 1                  |                       |  | 819915.25                              |                                    | 819,915.25             |                                 | 61,493.64                             | 758,421.61                      |
|          | <b>Total - A</b>          | <b>112,683,886.27</b> | <b>1,582,728.68</b>                    | <b>4,427,837.70</b>                    | <b>102,493.00</b>                  | <b>118,578,992.65</b>  | <b>35,217,832.04</b>            | <b>5,840,060.83</b>                   | <b>35,285,844.59</b>            |



| Sr. No.              | Particulars                    | Cost Price<br>RS      | Additions<br>(01.04.18 to | Additions<br>(01.10.17 to | Deletions during<br>the year | Total Cost Price<br>RS | W D V as on<br>31.03.2018<br>RS | Depreciation<br>during the year<br>RS | W D V as on<br>31.03.2019<br>RS |
|----------------------|--------------------------------|-----------------------|---------------------------|---------------------------|------------------------------|------------------------|---------------------------------|---------------------------------------|---------------------------------|
| <b>B</b>             | <b>Computer &amp; Software</b> |                       |                           |                           |                              |                        |                                 |                                       |                                 |
| 1                    | Chemical lab (computers)       | 1,757,009.00          | 29,700.00                 |                           | -                            | 1,786,709.00           | 292,297.50                      | 80,499.38                             | 241,498.13                      |
| 2                    | Civil (computer)               | 2,279,456.00          |                           |                           | -                            | 2,279,456.00           | 968,661.75                      | 242,165.44                            | 726,496.31                      |
| 3                    | Computer (Computer)            | 1,267,875.00          |                           | 2,769,460.00              | -                            | 4,037,335.00           | 499,226.06                      | 470,989.02                            | 2,797,697.05                    |
| 4                    | E&TC Computer                  | 3,098,195.50          |                           | 1,073,800.00              | -                            | 4,171,995.50           | 609,597.56                      | 286,624.39                            | 1,396,773.17                    |
| 5                    | Electronics lab computers      | 1,691,381.00          |                           |                           | -                            | 1,691,381.00           | 315,228.94                      | 78,807.23                             | 236,421.70                      |
| 6                    | Engineering Sc Computer        | 266,555.00            |                           |                           | -                            | 266,555.00             | 48,674.25                       | 12,168.56                             | 36,505.69                       |
| 7                    | Estate computer                | 33,975.00             |                           |                           | -                            | 33,975.00              | 13,377.94                       | 3,344.48                              | 10,033.45                       |
| 8                    | Exam (Computer)                | 938,950.00            |                           | 113,053.59                | -                            | 1,052,003.59           | 616,185.94                      | 168,178.18                            | 561,061.34                      |
| 9                    | F Y B.Tech (Computer)          | 999,916.00            |                           |                           | -                            | 999,916.00             | 656,194.88                      | 164,048.72                            | 492,146.16                      |
| 10                   | HPD (Computer)                 | 991,423.00            |                           |                           | -                            | 991,423.00             | 653,348.53                      | 163,337.13                            | 490,011.40                      |
| 11                   | HRD computers                  | 91,762.50             |                           |                           | -                            | 91,762.50              | 16,834.50                       | 4,208.63                              | 12,625.88                       |
| 12                   | Internet centre computers      | 6,135,930.50          |                           | 458,666.00                | -                            | 6,594,596.50           | 1,000,441.78                    | 307,443.70                            | 1,151,664.09                    |
| 13                   | IT computers                   | 5,702,689.50          |                           |                           | -                            | 5,702,689.50           | 939,368.81                      | 234,842.20                            | 704,526.61                      |
| 14                   | Library computers              | 714,127.50            |                           |                           | -                            | 714,127.50             | 233,989.31                      | 58,497.33                             | 175,491.98                      |
| 15                   | MBA Computers                  | 49,773.00             |                           |                           | -                            | 49,773.00              | 3,589.88                        | 3,589.88                              | -                               |
| 16                   | MCA computers                  | 1,584,930.00          |                           |                           | -                            | 1,584,930.00           | 165,213.56                      | 41,303.39                             | 123,910.17                      |
| 17                   | Office computer                | 1,525,715.00          | 44,900.01                 | 43750.86                  | -                            | 1,614,365.87           | 435,582.75                      | 125,589.55                            | 398,644.03                      |
| 18                   | Student section computer       | 236,560.00            |                           |                           | -                            | 236,560.00             | 33,112.69                       | 8,278.17                              | 24,834.52                       |
| 19                   | Workshop computers             | 111,326.50            |                           |                           | -                            | 111,326.50             | 21,335.63                       | 5,333.91                              | 16,001.72                       |
| 20                   | Mechanical computers           | 3,150,897.00          |                           | 2,603,606.60              | -                            | 5,754,503.60           | 535,369.50                      | 459,293.20                            | 2,679,682.90                    |
| 21                   | Training & Placement comp      | 49,773.00             |                           | 43,750.86                 | -                            | 93,523.86              | 3,589.88                        | 6,366.33                              | 40,974.41                       |
| 22                   | Software                       | 13,489,039.21         | 505939.00                 | 4857655.27                | 6799.00                      | 18,845,834.48          | 3,887,925.46                    | 1,703,973.27                          | 7,540,747.45                    |
| <b>Total - B</b>     |                                | <b>46,167,259.21</b>  | <b>580,539.01</b>         | <b>11,963,743.18</b>      | <b>6,799.00</b>              | <b>58,704,742.40</b>   | <b>11,949,147.09</b>            | <b>4,628,882.08</b>                   | <b>19,857,748.16</b>            |
| <b>Total - A + B</b> |                                | <b>158,851,145.48</b> | <b>2,163,267.69</b>       | <b>16,391,580.88</b>      | <b>109,292.00</b>            | <b>177,283,735.05</b>  | <b>47,166,979.12</b>            | <b>10,468,942.91</b>                  | <b>55,143,592.76</b>            |





| Sr. No.  | Particulars           | Cost Price<br>RS     | Additions<br>(01.04.18 to<br>30.09.18) | Additions<br>(01.10.18 to<br>31.03.19) | Deletions during<br>the year<br>RS | Total Cost Price<br>RS | W D V as on<br>31.03.2018<br>RS | Depreciation<br>during the year<br>RS | W D V as on<br>31.03.2019<br>RS |
|----------|-----------------------|----------------------|--|--|------------------------------------|------------------------|---------------------------------|---------------------------------------|---------------------------------|
| <b>B</b> | <b>Furniture</b>      | 79,690,718.95        | 1042186.67                             | 3330657.95                             | 102,500.00                         | 83,961,063.57          | 23,868,722.52                   | 3,971,060.72                          | 24,168,006.42                   |
| <b>C</b> | <b>Library Books</b>  |                      |  |  |                                    |                        |                                 |                                       |                                 |
| 1        | Central Library       | 8,413,528.70         | 25296.00                               |  | -                                  | 8,438,824.70           | 427,769.76                      | 113,266.44                            | 339,799.32                      |
| 2        | Journals              | 8,068,943.56         | -                                      | -                                      | -                                  | 8,068,943.56           | 895,007.93                      | 223,751.98                            | 671,255.94                      |
| <b>3</b> | <b>Engineering UG</b> |                      |  |  |                                    |                        |                                 |                                       |                                 |
| a        | chemical              | 545,234.00           |  | 202864.00                              | -                                  | 748,098.00             | 134,796.19                      | 59,057.05                             | 278,603.14                      |
| b        | civil                 | 391,112.00           |  | 68,339.00                              | -                                  | 459,451.00             | 224,776.14                      | 64,736.41                             | 228,378.73                      |
| c        | computer              | 621,644.00           |  | 109,230.00                             | -                                  | 730,874.00             | 153,175.37                      | 51,947.59                             | 210,457.78                      |
| d        | E&TC                  | 805,752.00           |  |  | -                                  | 805,752.00             | 330,005.62                      | 82,501.40                             | 247,504.21                      |
| e        | Electronics           | 713,200.00           |  | 26248.00                               | -                                  | 739,448.00             | 177,714.22                      | 47,709.55                             | 156,252.66                      |
| f        | Engineering Science   | 145,172.00           |  | 9,442.00                               | -                                  | 154,614.00             | 17,135.33                       | 5,464.08                              | 21,113.24                       |
| g        | F Y B. tech           | 170,336.00           |  | 64,779.78                              | -                                  | 235,115.78             | 103,199.91                      | 33,897.45                             | 134,082.24                      |
| h        | IT                    | 572,327.00           |  | 78237.00                               | -                                  | 650,564.00             | 176,708.45                      | 53,956.74                             | 200,988.71                      |
| i        | Mathamatics           | 115,058.00           |  | 38,624.00                              | -                                  | 153,682.00             | 14,890.50                       | 8,550.63                              | 44,963.88                       |
| J        | Mechanical            | 1,585,536.00         |  | 114845.85                              | -                                  | 1,700,381.85           | 796,213.04                      | 213,408.99                            | 697,649.90                      |
| <b>4</b> | <b>Engineering PG</b> |                      |  |  |                                    |                        |                                 |                                       |                                 |
| a        | Electronics           | 360,072.00           |  | 10,417.00                              | -                                  | 370,489.00             | 56,555.85                       | 15,441.09                             | 51,531.76                       |
| b        | Computèr              | 189,728.00           |  |  | -                                  | 189,728.00             | 29,467.86                       | 7,366.96                              | 22,100.89                       |
| c        | Mechanical            | 26,866.00            |  |  | -                                  | 26,866.00              | 17,630.81                       | 4,407.70                              | 13,223.11                       |
| <b>5</b> | <b>MBA</b>            | 327,373.00           |  |  | -                                  | 327,373.00             | 24,920.55                       | 6,230.14                              | 18,690.42                       |
| <b>6</b> | <b>MCA</b>            | 353,860.00           |  |  | -                                  | 353,860.00             | 29,403.68                       | 7,350.92                              | 22,052.76                       |
|          | <b>Total</b>          | <b>23,405,742.26</b> | <b>25,296.00</b>                       | <b>723,026.63</b>                      | <b>-</b>                           | <b>24,154,064.89</b>   | <b>3,609,371.19</b>             | <b>999,045.13</b>                     | <b>3,358,648.69</b>             |



| Sr. No.  | Particulars                   | Cost Price<br>RS    | Additions<br>(01.04.18 to<br>30.09.18)<br>RS | Additions<br>(01.10.18 to<br>31.03.19)<br>RS | Deletions during<br>the year<br>RS | Total Cost Price<br>RS | W D V as on<br>31.03.2018<br>RS | Depreciation<br>during the year<br>RS | W D V as on<br>31.03.2019<br>RS |
|----------|-------------------------------|---------------------|--|--|------------------------------------|------------------------|---------------------------------|---------------------------------------|---------------------------------|
| <b>E</b> | <b>Vehicle</b>                |                     |  |  |                                    |                        |                                 |                                       |                                 |
| 1        | Bus No. 1<br>MH 12 V 8095     | 466,400.00          | -  | -  | -                                  | 466,400.00             | 21,267.51                       | 3,190.13                              | 18,077.38                       |
| 2        | Bus No. 2<br>MH 14 V 8266     | 848,779.00          | -  | -  | -                                  | 848,779.00             | 84,176.31                       | 12,626.45                             | 71,549.86                       |
| 3        | Bus No. 03<br>Mh 14 V 8295    | 927,626.00          | -  | -  | -                                  | 927,626.00             | 95,130.13                       | 14,269.52                             | 80,860.61                       |
| 4        | Bus No. .04<br>Mh 14 v 8296   | 927,626.00          | -  | -  | -                                  | 927,626.00             | 95,130.13                       | 14,269.52                             | 80,860.61                       |
| 5        | Hero Honda<br>Mh 14 AR 9614   | 48,939.00           | -  | -  | -                                  | 48,939.00              | 5,917.28                        | 887.59                                | 5,029.68                        |
| 6        | Ford Ikon<br>MH 14 BC 3582    | 551,683.00          | -  | -  | -                                  | 551,683.00             | 92,320.33                       | 13,848.05                             | 78,472.28                       |
| 7        | Tata ACE<br>MH 14 DM 984      | 370,119.00          | -  | -  | -                                  | 370,119.00             | 139,589.89                      | 20,938.48                             | 118,651.41                      |
| 8        | Tata Sumo<br>MH 14 DN 3841    | 725,053.00          | -  | -  | -                                  | 725,053.00             | 313,657.48                      | 47,048.62                             | 266,608.86                      |
| 9        | Xylo<br>MH 14 dN 3820         | 879,801.00          | -  | -  | -                                  | 879,801.00             | 382,320.27                      | 57,348.04                             | 324,972.23                      |
| 10       | Maruti Claz Zxi<br>MH 14 2067 | 1,037,030.00        | -  | -  | -                                  | 1,037,030.00           | 636,866.41                      | 95,529.96                             | 541,336.45                      |
| 11       | Alto<br>MH 14 FS 5616         | 373,080.00          | -  | -  | -                                  | 373,080.00             | 293,334.15                      | 44,000.12                             | 249,334.03                      |
| 12       | Duet<br>Mh14GV4892            | 59,033.58           | -  | -  | -                                  | 59,033.58              | 54,606.06                       | 8,190.91                              | 46,415.15                       |
| 13       | Pleasure<br>MH14GV4893        | 57,087.28           | -  | -  | -                                  | 57,087.28              | 52,805.73                       | 7,920.86                              | 44,884.87                       |
|          | <b>Total</b>                  | <b>7,272,256.86</b> | <b>-</b>                                     | <b>-</b>                                     | <b>-</b>                           | <b>7,272,256.86</b>    | <b>2,267,121.67</b>             | <b>340,068.25</b>                     | <b>1,927,053.42</b>             |



**SCHEDULE NO. 7****ADVANCES**

| SR. NO.          | PARTICULARS                   | AMOUNT RS. | AMOUNT RS.          |
|------------------|-------------------------------|------------|---------------------|
| A                | Advances                      |            |                     |
| 1                | Salary Advance                |            | 160,835.00          |
| 2                | Advances to party             |            | 7,785,378.24        |
| 3                | Earn & Learn                  |            | 65,406.00           |
| 4                | QIP Workshop                  |            | 10,690.00           |
| 5                | Advance to staff              |            | 106,162.00          |
| 6                | NPTL Workshop                 |            | 1,458.00            |
| 7                | Word Skill Competition - 2019 |            | 124,778.25          |
| 8                | Seed Money - SERB Grant       |            | 3,629.60            |
| B                | Deposits                      |            |                     |
| 1                | Gas                           | 4000.00    |                     |
| 2                | Gas Cylinder                  | 36000.00   |                     |
| 3                | ladies hostel -1              | 20000.00   |                     |
| 4                | MSEB                          | 1345680.00 |                     |
| 5                | PWD                           | 10000.00   | 1,415,680.00        |
| <b>TOTAL RS.</b> |                               |            | <b>9,674,017.09</b> |

**SCHEDULE NO. 8****INCOME OUTSTANDING**

| SR. NO.          | PARTICULARS                             | AMOUNT RS. | AMOUNT RS.           |
|------------------|---|------------|----------------------|
| 1                | Fees receivable from social welfare     |            | 94,563,347.50        |
| 2                | Fees receivable from students           |            | 1,913,013.00         |
| 3                | DTE Receivable 2017-18                  |            | 12,000.00            |
| 3                | Electricity Charges-Chandramukhi        |            | 474,174.00           |
| 4                | Electricity Charges-Union Bank of India |            | 4,095.00             |
| 5                | Rent Receivable -Dnyraj Services        |            | -                    |
| 6                | Electricity Charges-Dnyanraj Xerox Shop |            | 47,502.00            |
| <b>TOTAL RS.</b> |   |            | <b>97,014,131.50</b> |





**SCHEDULE NO. 9**  
**CASH & BANK ACCOUNTS**

| SR.NO.           | PARTICULARS                   | AMOUNT RS.   | AMOUNT RS.          |
|------------------|-------------------------------|--------------|---------------------|
| 1                | Cash in Hand                  |              | 2,566.00            |
| 2                | Cash at Bank                  |              |                     |
| A                | <b>Bank of India</b>          |              |                     |
|                  | BOI A/c No. 062910110001064   | 79,090.04    |                     |
|                  | BOI A/c No. 062910110001065   | 50,962.00    |                     |
|                  | BOI A/c No. 062910110001026   | 307,531.40   |                     |
|                  | BOI A/c No. 062910110000352   | 242,559.70   |                     |
|                  | BOI A/c No. 062910110000355   | 1,040,052.37 |                     |
|                  | BOI A/c No. 062910110000356   | 15,332.80    |                     |
|                  | BOI A/c No. 062910110000357   | 38,745.75    |                     |
|                  | BOI A/c No. 062910110000358   | 211,145.21   |                     |
|                  | BOI A/c No. 062920110000009   | 825,524.14   | 2,810,943.41        |
| B                | <b>Bank of Maharashtra</b>    |              |                     |
|                  | BOM - 60087174785             |              | 1,358,888.98        |
| C                | <b>Union Bank of India</b>    |              |                     |
|                  | UBI A/c No. :446402011001335  | 1,399,331.28 |                     |
|                  | UBI A/c No. : 446402011001926 | 5,701.00     |                     |
|                  | UBI A/c No.-446402011000002   | 50,900.57    |                     |
|                  | UBI A/c No. 446404011022012   | 1,342,997.45 |                     |
|                  | UBI A/c No. 587802010000415   | 2,703,870.09 |                     |
|                  | UBI A/c No. 587802010012930   | 1,152.00     | 5,503,952.39        |
| <b>TOTAL RS.</b> |                               |              | <b>9,676,350.78</b> |



**SCHEDULE NO. 10**  
**EXPENDITURE ON OBJECT OF THE TRUST**

| SR.<br>NO. | PARTICULARS                        | AMOUNT RS.     |
|------------|------------------------------------|----------------|
| 1          | Salary Teaching                    | 167,589,249.00 |
| 2          | Salary Non -Teaching               | 83,351,544.00  |
| 3          | Honorarium /Professional Fees      | 8,112,314.57   |
| 4          | House Keeping, security and garden | 23,466,127.74  |
| 5          | CPF Employer cont                  | 8,715,537.00   |
| 6          | PF admin charges                   | 375,681.00     |
| 7          | Advertisement Expenses             | 1,230,235.43   |
| 8          | Affiliation, Certification & Mem.  | 2,004,357.00   |
| 9          | Audit Fees                         | 81,416.00      |
| 10         | Bank Commission & Charges          | 64,643.24      |
| 11         | Building Insurance                 | 37,000.00      |
| 12         | Concession Granted                 | 618,111.00     |
| 13         | Consumable                         | 1,006,712.55   |
| 14         | Campus maintenance                 | 195,660.00     |
| 15         | Electricity Charges                | 7,159,192.87   |
| 16         | Electrical Expenses                | 36,670.18      |
| 17         | Exam Exp.                          | 394,756.31     |
| 18         | Generator Expenses                 | 901,192.00     |
| 19         | Gratuity                           | 4,458,842.15   |
| 20         | Industrial Visit                   | 429,095.62     |
| 21         | Office Expenses                    | 1,528,569.86   |
| 22         | Placement Expenses                 | 3,242,540.53   |
| 23         | Postage and Courier                | 35,529.31      |
| 24         | Printing and Stationery            | 3,441,598.46   |
| 25         | Property Tax                       | 1,886,041.00   |
| 26         | Repairs to equipment               | 3,659,408.83   |
| 27         | Repairs to building                | 761,920.51     |
| 28         | Research Expenses                  | 499,492.00     |
| 29         | Interest overdraft                 | 8,791,637.00   |
| 30         | Interest on Equipment loan         | 953,050.00     |
| 31         | Interest on Loan                   | 3,805,840.69   |
| 32         | Staff Training                     | 770,816.08     |
| 33         | Staff Welfare                      | 849,332.36     |
| 34         | vehicle maintenance                | 1,148,196.97   |
| 35         | Student Seminar & Proj             | 825,733.31     |
| 36         | Telephone                          | 458,670.73     |
| 37         | Internet charges                   | 1,998,883.77   |
| 38         | Travelling                         | 3,414,549.37   |
| 39         | Conveyance                         | 407,988.00     |
| 40         | Rent Sports Ground                 | 1,528,125.00   |
| 41         | Water Charges                      | 143,386.90     |



**SCHEDULE NO. 10**  
**EXPENDITURE ON OBJECT OF THE TRUST**

| SR.<br>NO.   | PARTICULARS                     | AMOUNT RS.            |
|--------------|---------------------------------|-----------------------|
| 42           | Fees Not Recoverable            | 1,129,448.00          |
| 43           | Journals & Subscriptions        | 1,769,469.38          |
| 44           | Mis Exp                         | 22,526.13             |
| 45           | <b>Student Activities</b>       |                       |
| a            | Add on Course                   | 28,160.00             |
| b            | Firodiya karandak               | 368,999.09            |
| c            | Gathering Expenses              | 2,014,681.49          |
| d            | Robocon Expenses                | 143,640.10            |
| e            | SAE BAJA                        | 543,813.28            |
| f            | Student Sports Activity         | 201,408.20            |
| g            | Departmental Student Activities | 726,750.56            |
| h            | Robocon College Team 2019       | 280,568.98            |
| i            | Quad-Copter Competition         | 79,018.99             |
| j            | Gymkhana Expenses               | 45,681.00             |
| k            | Aero Modelling Competition      | 88,999.00             |
| l            | Mitsubishi Electric Cup 2018    | 47,082.00             |
| m            | ESI Competition                 | 70,800.00             |
|              |                                 | <u>4,639,602.69</u>   |
| <b>Total</b> |                                 | <b>357,940,694.54</b> |





**SCHEDULE NO. 11**  
**INCOME FROM OTHER SOURCES**

| SR.<br>NO. | PARTICULARS                                   | AMOUNT RS.                      | AMOUNT RS.            |
|------------|---|---------------------------------|-----------------------|
| 1          | Fees Engineering UG<br>Tuition<br>Development | 320,745,416.00<br>36,705,903.00 | 357,451,319.00        |
| 2          | Fees Engineering PG<br>Tuition<br>Development | 4,520,363.00<br>474,637.00      | 4,995,000.00          |
| 3          | University Fees                               |                                 | 2,099,504.00          |
| 4          | Cancellation Charges -(18-19)                 |                                 | 45,761.00             |
| 5          | Bank Interest Received                        |                                 | 503,518.00            |
| 6          | Ajan Vruksha - prize                          |                                 | 6,946.50              |
|            | <b>TOTAL RS.</b>                              |                                 | <b>365,102,048.50</b> |



**Balance Sheet and Audit  
Report  
2017-18**

**MAEER's**  
**MIT Academy of Engineering**  
**Alandi, Pune**

**S. No. 124, Kothrud, Pune – 411038**  
**Maharashtra State, India.**

**Statement of Accounts for the year ended**  
**31<sup>st</sup> March, 2018**

---

**M/s. A. H. Joshi & Co.**  
**Chartered Accountants**

**Neelam, Sadashiv Peth,**  
**Natubag, Pune 411030**



**Audit report for the Financial year 2017-18**

To,

The Executive President and Managing Trustee

MAEER Pune 38

Sir,

Sub: Audit report for the Financial year 2017-18 in respect of MAEER's  
Maharashtra Academy of Engineering, Alandi(D)

1. We have examined the balance sheet as on 31/03/2018 and the Income and Expenditure account for the period beginning from 1/4/2017 to ending on 31/03/2018, attached herewith, of MAEER's Maharashtra Academy of Engineering, At Dehu Phata, Alandi (Devachi) Taluka Khed, Pune -412105 PAN – AAAAM1206F.
2. We have examined the books of accounts maintained by the said unit and certify that proper books of accounts are kept by the same.
3. We certify that the method of accounting followed by the unit is of accrual basis.
4. We have obtained all the information and explanation which were necessary for the purpose of audit.
5. We certify that the accounts of the trust are submitted by following applicable accounting standards and give a true and fair representation of segment reporting.
6. We certify that proper books of accounts are kept by the trust and every unit.
7. In our opinion and according to the information and explanation provided to us, the accounts give a true and fair view of:

"A. In case of Balance sheet, the state of affairs of the unit as at 31<sup>st</sup> March 2018

B. In case of Income and Expenditure account, the surplus/ deficit of the unit for the year ended on that date."



FOR A. H. JOSHI & CO.  
CHARTERED ACCOUNTANTS

  
S. A. JOSHI  
(Partner)  
Membership No. 037772

THE BOMBAY PUBLIC TRUSTS ACT, 1950  
SCHEDULE VIII [(Vide Rule 17(1))]

**Name of the Public Trust:** MAEER's MIT Academy of Engineering, Alandi, Pune  
**Address:** C/o. MAEER, S. No. 124, Kothrud, Pune - 411038.  
**Registration No.** F-2555

**BALANCE SHEET AS AT 31TH MARCH, 2018**

| FUNDS AND LIABILITIES  | SCH NO. | RS. | RS.                   | PROPERTIES AND ASSETS   | SCH NO. | RS. | RS.                   |
|--|---------|-----|-----------------------|---|---------|-----|-----------------------|
| TRUST FUNDS FOR CORPUS   | -       |     |                       | IMMOVABLE PROPERTIES (AT COST)                                    | 4       |     | 66,632,460.00         |
| OTHER EARMARKED FUNDS<br>(Created under the provisions of the<br>Trust deed or scheme out of the | -       |     |                       | INVESTMENTS:<br>(Market value of the above Investments of<br>Rs.) | 5       |     | 6,588,153.00          |
| LOANS (SECURED OR UNSECURED)   | 1       |     | 141,960,876.00        | FURNITURE AND FIXTURES:   | 6       |     | 79,243,098.00         |
| LIABILITIES:   | 2       |     | 120,096,136.00        | LOANS (SECURED OR UNSECURED)                                      | -       |     |                       |
| INCOME AND EXPENDITURE<br>ACCOUNT  | -       |     |                       | ADVANCES  | 7       |     | 4,995,216.00          |
| INTER INSTITUTIONAL BALANCES:  | 3       |     | 17,757,761.00         | INCOME OUTSTANDING:   | 8       |     | 114,359,595.00        |
|  |         |     |                       | CASH AND BANK BALANCES  | 9       |     | 7,996,251.00          |
|  |         |     |                       | INCOME AND EXPENDITURE ACCOUNT                                    | -       |     |                       |
| <b>TOTAL RS.</b>   |         |     | <b>279,814,773.00</b> | <b>TOTAL RS.</b>  |         |     | <b>279,814,773.00</b> |


The above Balance sheet to the best of my/our belief contains a true account  
of the funds and liabilities and of the property and Assets of the Trust

AS PER OUR REPORT OF EVEN DATE

  
Executive President & Managing Trustee  
Maharashtra Academy of Engineering  
And Educational Research  
Pune - 411 038



FOR A. H. JOSHI & CO.  
CHARTERED ACCOUNTANTS

  
S. A. JOSHI  
(Partner)  
Membership No. 037772



THE BOMBAY PUBLIC TRUSTS ACT, 1950  
SCHEDULE VIII [(Vide Rule 17(1))]

**Name of the Public Trust:** MAEER's MIT Academy of Engineering, Alandi, Pune  
**Address:** C/o. MAEER, S. No. 124, Kothrud, Pune - 411038.  
**Registration No.** F-2555

**INCOME AND EXPENDITURE ACCOUNT FOR THE YEAR ENDING 31.03.2018**

| EXPENDITURE  | SCH NO. | RS. | RS.                   | INCOME                               | SCH NO. | RS. | RS.                   |
|--|---------|-----|-----------------------|--------------------------------------|---------|-----|-----------------------|
| TO EXPENDITURE IN RESPECT OF PROPERTIES            | -       |     |                       | BY RENT                              | -       |     |                       |
| TO ESTABLISHMENT EXPENSES                          | -       |     |                       | BY INTEREST                          | -       |     |                       |
| TO REMUNERATION TO TRUSTEES                        | -       |     |                       | BY DIVIDEND                          | -       |     |                       |
| TO LEGAL EXPENSES                                  | -       |     |                       | BY DONATIONS IN CASH OR KIND         | -       |     |                       |
| TO AUDIT FEES                                      | -       |     |                       | BY GRANTS                            | -       |     |                       |
| TO CONTRIBUTION AND FEES                           | -       |     |                       | BY INCOME FROM OTHER SOURCES         | 11      |     | 343,850,597.00        |
| TO AMOUNTS WRITTEN OFF                             | -       |     |                       |                                      |         |     |                       |
| TO MISCELLANEOUS EXPENSES                          | -       |     |                       |                                      |         |     |                       |
| TO DEPRECIATION                                    | 4&6     |     | 21,005,980.48         | BY TRANSFER FROM RESERVE             |         |     |                       |
| TO AMOUNT TRANSFERRED TO RESERVE OR SPECIFIC FUNDS | -       |     |                       |                                      |         |     |                       |
| TO EXPENDITURE ON OBJECT OF TRUST                  | 10      |     | 339,055,882.89        | BY EXCESS OF EXPENDITURE OVER INCOME | 3       |     | 16,211,266.37         |
| <b>TOTAL RS.</b>                                   |         |     | <b>360,061,863.37</b> | <b>TOTAL RS.</b>                     |         |     | <b>360,061,863.37</b> |

  
Executive President & Managing Trustee  
Maharashtra Academy of Engineering  
And Educational Research  
Pune - 411 038



FOR A. H. JOSHI & CO.  
CHARTERED ACCOUNTANTS  
  
S. A. JOSHI  
(Partner)  
Membership No. 037772



**SCHEDULE NO. 1**  
**SECURED & UNSECURED LOANS**  
**Balances in Current Bank Accounts**

| SR. NO.                     | PARTICULARS                          | AMOUNT RS.    | AMOUNT RS.            |
|-----------------------------|--------------------------------------|---------------|-----------------------|
| <b><u>Secured Loans</u></b> |                                      |               |                       |
| 1                           | The Federal Bank Ltd. TL 1 No.2516   | 6,080,292.87  |                       |
|                             | Less: Repayment                      | 6,080,292.87  |                       |
|                             | Addition                             | 2,439,980.33  | 2,439,980.33          |
| 2                           | The Federal Bank Ltd. TL2 No. 2581   | 14,792,818.00 |                       |
|                             | Less: Repayment                      | 14,792,818.00 |                       |
|                             | Addition                             | 11,391,577.00 | 11,391,577.00         |
| 3                           | The Federal Bank Ltd. TL 3 2631      | 9,927,061.00  |                       |
|                             | Less: Repayment                      | 9,927,061.00  |                       |
|                             | Addition                             | 8,001,408.00  | 8,001,408.00          |
| 4                           | BP BOI OD 8658(144)                  | 19,765,452.00 |                       |
|                             | Less: Repayment                      | 19,765,452.00 | -                     |
| 5                           | BP Federal Bank OD 2086              | 17,404,469.00 |                       |
|                             | Less: Repayment                      | 17,404,469.00 |                       |
|                             | Addition                             | 19,539,725.07 | 19,539,725.07         |
|                             | B P Federal TL A/c 2698 (35 )        |               | 39,117,627.90         |
| 6                           | BP HDFC OD A/c 00070120000575        | 18,878,416.00 |                       |
|                             | Less: Repayment                      | 18,878,416.00 |                       |
|                             | Addition                             | 22,352,930.23 | 22,352,930.23         |
| 7                           | BP HDFC STL A/c No. 007LN10170310003 | 35,066,951.00 |                       |
|                             | Less: Repayment                      | 35,066,951.00 |                       |
|                             | Addition                             | 39,117,627.90 | 39,117,627.90         |
| <b>TOTAL RS.</b>            |                                      |               | <b>141,960,876.43</b> |



**SCHEDULE NO. 2**

**LIABILITIES**

| SR. NO. | PARTICULARS   | AMOUNT RS.   | AMOUNT RS.    |
|---------|---|--------------|---------------|
| A       | Provisions  |              | 22,861,418.00 |
| B       | Sundry Creditors (as per list)                      |              | 12,799,850.83 |
| C       | Deposits  |              |               |
| 1       | Cauton Money  | 341,500.00   |               |
| 2       | Hostel Deposit                                      | 125,000.00   |               |
| 3       | Xerox Shop  | 75,000.00    | 541,500.00    |
| D       | Scholarships  |              | 1,401,969.00  |
| E       | Fees to be adjusted/ refunded                       |              | 14,963,558.00 |
| F       | Grants  |              | 395,289.72    |
| G       | Other Liabilities                                   |              |               |
| 1       | University Exam Reval.                              | 241,042.00   |               |
| 2       | Alumni  | 4,928,835.00 |               |
| 3       | Eligibility Fees                                    | 100,720.00   |               |
| 4       | Examination Fees                                    | 557,928.00   |               |
| 5       | IEEE  | 1,305,657.00 |               |
| 6       | Other Deduction                                     | 1,800,579.00 |               |
| 7       | QIP- State Level Seminar (IT Enable Green India) IT | 40,645.00    |               |
| 8       | Sponsorship - Mech                                  | 25,000.00    |               |
| 9       | World Wide ITES (Online Exam)                       | 10,317.00    |               |
| 10      | World Skill India Competition(Mobile Robotics)      | 695,052.30   |               |
| 11      | NPTL Workshop (Library)                             | 3,000.00     |               |
| 12      | CET   | 41,102.00    |               |
| 13      | Tahsildar   | 8,467.00     | 9,758,344.30  |
|         | Staff Advance                                       |              | 180,024.00    |



| SR. NO.   | PARTICULARS                             | AMOUNT RS.    | AMOUNT RS.     |
|-----------|---|---------------|----------------|
| H         | Gratuity                                | 27,538,937.00 |                |
|           | Paid during the year                    | 381,439.00    |                |
|           | Addition during the year                | 4,959,816.85  | 32,117,314.85  |
| I         | Departmental Fund                       |               | 5,609,885.09   |
| J         | University Exam                         |               | 825,710.60     |
| K         | Duties & Taxes                          |               | 2,370,988.34   |
| L         | F Y B. Tech                             |               | 14,365,682.00  |
|           | Fees - Certification Courses (Adv Recd) |               | 1,904,601.00   |
| TOTAL RS. |   |               | 120,096,135.73 |

**SCHEDULE NO. 3**

**INTER INSTITUTIONAL BALANCES**

| SR. NO.   | PARTICULARS  | AMOUNT RS.     |
|-----------|--|----------------|
| 1         | MAEER  |                |
|           | Opening Balance (Cr.)  | 25,764,988.28  |
|           | Add: Receipts from MAEER   | 473,360,340.48 |
|           | Less: Payments to MAEER  | 465,156,301.43 |
|           |  | 33,969,027.33  |
|           | Less: Excess of expenditure over income transferred from<br>Income & Expenditure | 16,211,266.37  |
| TOTAL RS. |  | 17,757,760.96  |





**SCHEDULE NO. 4****IMMOVABLE PROPERTIES**

| Sr. No. | Particulars          | Cost Price<br>RS      | Additions during the year<br>RS | Transfer / W off during the year<br>RS | Total<br>RS           | W D V as on 31.03.2017<br>RS | WDV Transfer | Depreciation during the year 10%<br>RS | W D V as on 31.03.2018<br>RS |
|---------|----------------------|-----------------------|---------------------------------|--|-----------------------|------------------------------|--------------|--|------------------------------|
| A       | Land                 | 13,167,774.50         | -                               | -                                      | 13,167,774.50         | 13,167,774.50                |              | -                                      | 13,167,774.50                |
|         | <b>TOTAL A</b>       | <b>13,167,774.50</b>  | <b>-</b>                        | <b>-</b>                               | <b>13,167,774.50</b>  | <b>13,167,774.50</b>         |              | <b>-</b>                               | <b>13,167,774.50</b>         |
| B       | Building             |                       |                                 |  |                       |                              |              |  |                              |
| 1       | College              | 26,615,717.00         |                                 |  | 26,615,717.00         | 6,570,317.70                 |              | 657,031.77                             | 5,913,285.93                 |
| 2       | Library              | 12,288,436.50         |                                 |  | 12,288,436.50         | 3,584,319.00                 |              | 358,431.90                             | 3,225,887.10                 |
| 3       | Boys Hostel          | 36,609,136.44         |                                 |  | 36,609,136.44         | 11,166,336.00                |              | 1,116,633.60                           | 10,049,702.40                |
| 4       | Road Work            | 2,470,604.00          |                                 |  | 2,470,604.00          | 941,442.30                   |              | 94,144.23                              | 847,298.07                   |
| 5       | Staff Quarters       | 11,723.00             |                                 |  | 11,723.00             | 2,979.00                     |              | 297.90                                 | 2,681.10                     |
| 6       | Workshop             | 5,540,786.00          |                                 |  | 5,540,786.00          | 1,424,740.50                 |              | 142,474.05                             | 1,282,266.45                 |
| 7       | Compound Wall        | 1,110,651.00          |                                 |  | 1,110,651.00          | 361,099.80                   |              | 36,109.98                              | 324,989.82                   |
| 8       | Sports Ground        | 1,599,564.00          |                                 |  | 1,599,564.00          | 775,200.60                   |              | 77,520.06                              | 697,680.54                   |
| 9       | Parking              | 4,226,996.00          |                                 |  | 4,226,996.00          | 2,490,617.70                 |              | 249,061.77                             | 2,241,555.93                 |
| 10      | New Workshop         | 6,440,072.00          |                                 |  | 6,440,072.00          | 2,044,932.30                 |              | 204,493.23                             | 1,840,439.07                 |
| 11      | North Block          | 34,557,570.98         |                                 |  | 34,557,570.98         | 12,574,952.10                |              | 1,257,495.21                           | 11,317,456.89                |
| 12      | Library Extension    | 18,223,597.00         | 2,374,945.20                    |  | 20,598,542.20         | 13,285,001.70                |              | 782,997.35                             | 14,876,949.56                |
| 13      | Civil                | -                     | 888,939.00                      |  | 888,939.00            | -                            |              | 44,446.95                              | 844,492.05                   |
|         | <b>TOTAL B</b>       | <b>149,694,853.92</b> | <b>3,263,884.20</b>             | <b>-</b>                               | <b>152,958,738.12</b> | <b>55,221,938.70</b>         | <b>-</b>     | <b>5,021,138.00</b>                    | <b>53,464,684.90</b>         |
|         | <b>TOTAL (A + B)</b> | <b>162,862,628.42</b> | <b>3,263,884.20</b>             | <b>-</b>                               | <b>166,126,512.62</b> | <b>68,389,713.20</b>         | <b>-</b>     | <b>5,021,138.00</b>                    | <b>66,632,459.40</b>         |



**SCHEDULE NO. 5****INVESTMENTS**

| SR. NO.   | PARTICULARS  | AMOUNT RS.   | AMOUNT RS.   |
|-----------|--|--|--------------|
| 1         | College -Investment<br>UBI-FDR. No.587803030001169 - 25.2.2016 Xerox Shop  |  | 75,000.00    |
| 2         | DTE Investment<br>BOI - 050645110008051(13.2.2014)(16.10.18)FE<br>BOI - 050645110008053(13.02.2014)(16.10.2018)SE<br>BOI-FDR-053045110002286(14.7.2024)SEdirect,Civil,ME<br>BOI-FDR-053045110002941(15.7.2020)ME ETX<br>BOI-FDR053045110002942(15.7.2020)ME Comp<br>FDR 053045110002863(13.5.2015-13.5.2020)TE&BE<br>FDR053045110002864(13.5.2015-13.5.2020)TE&BE<br>FDR 587803030002632 (19.7.2017) (19.7.2022) Intake<br>UBI- FDR-587803030000891 (30.5.2023)Increase in Int | 1,609,330.58<br>803,822.82<br>1,200,000.00<br>200,000.00<br>200,000.00<br>500,000.00<br>500,000.00<br>700,000.00<br>300,000.00 | 6,013,153.40 |
| 3         | S.P.Pune University-Investment<br>BOI-053045110001119 - 10.01.17   |  | 500,000.00   |
| TOTAL RS. |  |  | 6,588,153.40 |



**SCHEDULE NO. 6**

**FURNITURE, FIXTURES AND OTHER ASSETS**

| Sr.<br>No.       | Particulars           | Cost Price            | Additions during<br>the year | Deletions<br>during the year | Total Cost Price      | W D V as on<br>31.03.2017 | Depreciation<br>during the year | W D V as on<br>31.03.2018 |
|------------------|-----------------------|-----------------------|------------------------------|------------------------------|-----------------------|---------------------------|---------------------------------|---------------------------|
|                  |                       | RS                    | RS                           | RS                           | RS                    | RS                        | RS                              | RS                        |
| A                | Equipment             | 152,457,718.81        | 6,402,426.67                 | 9,000.00                     | 158,851,145.48        | 50,685,539.35             | 9,911,986.90                    | 47,166,979.09             |
| B                | Furniture & Fixture   | 74,448,802.11         | 5,241,916.84                 | -                            | 79,690,718.95         | 22,809,395.95             | 4,182,590.27                    | 23,868,722.52             |
| C                | Library Books         | 22,721,091.26         | 684,651.00                   | -                            | 23,405,742.26         | 4,013,815.25              | 1,089,095.06                    | 3,609,371.19              |
| D                | Motor & Pumpset       | 35,035.00             |                              | -                            | 35,035.00             | 2,338.35                  | 350.75                          | 1,987.60                  |
| E                | Plant & Machinery     | 2,017,798.00          | -                            | -                            | 2,017,798.00          | 948,899.20                | 142,334.88                      | 806,564.32                |
| F                | Vehicles              | 7,156,136.00          | 116,120.86                   | -                            | 7,272,256.86          | 2,540,835.15              | 389,834.34                      | 2,267,121.67              |
| G                | Models & Charts       | 35,413.00             | -                            | -                            | 35,413.00             | 2,178.55                  | 326.78                          | 1,851.77                  |
| H                | DG Set                | 3,455,657.00          | -                            | -                            | 3,455,657.00          | 1,117,829.90              | 167,674.49                      | 950,155.41                |
| I                | Water Treatment Plant | 1,137,991.00          | -                            | -                            | 1,137,991.00          | 648,595.90                | 97,289.39                       | 551,306.51                |
| J                | Bio Gas Plant         | 31,000.00             |                              | -                            | 31,000.00             | 22,397.50                 | 3,359.63                        | 19,037.88                 |
| <b>TOTAL RS.</b> |                       | <b>263,496,642.18</b> | <b>12,445,115.37</b>         | <b>9,000.00</b>              | <b>275,932,757.55</b> | <b>82,791,825.10</b>      | <b>15,984,842.48</b>            | <b>79,243,097.96</b>      |





| Sr. No.  | Particulars               | Cost Price    | Additions<br>(01.04.17 to<br>30.09.17) | Additions<br>(01.10.17 to<br>31.03.18) | Deletions during<br>the year | Total Cost Price | W D V as on<br>31.03.2017 | Depreciation<br>during the year | W D V as on<br>31.03.2018 |
|----------|---------------------------|---------------|--|--|------------------------------|------------------|---------------------------|---------------------------------|---------------------------|
|          |                           | RS            | RS                                     | RS                                     | RS                           | RS               | RS                        | RS                              | RS                        |
| <b>A</b> | <b>Equipment</b>          |               |  |  |                              |                  |                           |                                 |                           |
| 1        | Air Conditioner           | 2,339,770.00  |  |  | -                            | 2,339,770.00     | 280,923.30                | 42,138.50                       | 238,784.81                |
| 2        | Applied Mechanical        | 83,020.00     |  |  | -                            | 83,020.00        | 4,516.05                  | 677.41                          | 3,838.64                  |
| 3        | Basic Engineering         | 284,038.00    |  |  | -                            | 284,038.00       | 88,792.70                 | 13,318.91                       | 75,473.80                 |
| 4        | Canteen                   | 555,773.00    |  |  | -                            | 555,773.00       | 65,540.95                 | 9,831.14                        | 55,709.81                 |
| 5        | Chemical                  | 6,149,631.00  | 105939.54                              |  | -                            | 6,255,570.54     | 2,252,105.00              | 353,706.68                      | 2,004,337.86              |
| 6        | Civil                     | 4,110,949.00  | 1214244.80                             | 274854.40                              | -                            | 5,600,048.20     | 3,118,554.28              | 670,533.94                      | 3,937,119.53              |
| 7        | Computer Engineering      | 26,447,747.00 | 115194.00                              | 69620.00                               | -                            | 26,632,561.00    | 5,574,405.38              | 858,661.41                      | 4,900,557.97              |
| 8        | E&TC                      | 15,846,803.60 | 807920.00                              | 176292.00                              | -                            | 16,831,015.60    | 5,317,771.70              | 932,075.66                      | 5,369,908.05              |
| 9        | Electrical                | 622,765.00    |  |  | -                            | 622,765.00       | 489,649.30                | 73,447.40                       | 416,201.91                |
| 10       | Electrical Lab            | 858,154.00    |  |  | -                            | 858,154.00       | 154,798.60                | 23,219.79                       | 131,578.81                |
| 11       | Electronics               | 6,279,029.00  |  |  | -                            | 6,279,029.00     | 975,795.75                | 146,369.36                      | 829,426.39                |
| 12       | Engineering sciences      | 903,881.00    | 22776.09                               |  | -                            | 926,657.09       | 94,679.80                 | 17,618.38                       | 99,837.51                 |
| 13       | Engineering sciences(QIP) | -             |  |  | -                            | -                | 315,290.50                | 47,293.58                       | 267,996.93                |
| 14       | Equipment ETX             | 5,837,393.00  | 233047.20                              | 353187.20                              | -                            | 6,423,627.40     | 3,046,018.58              | 518,348.91                      | 3,113,904.07              |
| 15       | Estate                    | 128,236.00    |  |  | -                            | 128,236.00       | 102,426.60                | 15,363.99                       | 87,062.61                 |
| 16       | Exam                      | 377,446.00    | 30432.00                               | 1057083.14                             | -                            | 1,464,961.14     | 338,450.05                | 134,613.54                      | 1,291,351.65              |
| 17       | F Y B.Tech                | 12,660.00     |  |  | -                            | 12,660.00        | 11,710.50                 | 1,756.58                        | 9,953.93                  |
| 18       | Garden                    | 575,500.00    |  |  | -                            | 575,500.00       | 85,668.10                 | 12,850.22                       | 72,817.89                 |
| 19       | Gymkhana                  | 511,417.00    |  |  | -                            | 511,417.00       | 147,994.35                | 22,199.15                       | 125,795.20                |
| 20       | Hostel                    | 5,149,887.00  |  |  | -                            | 5,149,887.00     | 1,725,114.95              | 258,767.24                      | 1,466,347.71              |
| 21       | HPD                       | 50,435.00     |  | 12900.00                               | -                            | 63,335.00        | 40,169.60                 | 6,992.94                        | 46,076.66                 |
| 22       | Information & Technology  | 1,516,878.00  | 221332.00                              |  | -                            | 1,738,210.00     | 592,649.28                | 122,097.19                      | 691,884.08                |
| 23       | Internet centre           | 65,876.00     |  |  | -                            | 65,876.00        | 47,595.75                 | 7,139.36                        | 40,456.39                 |
| 24       | Library                   | 500,521.00    |  |  | -                            | 500,521.00       | 117,759.00                | 17,663.85                       | 100,095.15                |
| 25       | Maths                     | 104,492.00    |  |  | -                            | 104,492.00       | 22,284.45                 | 3,342.67                        | 18,941.78                 |
| 26       | MBA                       | 680,053.00    |  |  | -                            | 680,053.00       | 140,782.10                | 21,117.32                       | 119,664.79                |
| 27       | MCA                       | 322,656.00    |  |  | -                            | 322,656.00       | 101,570.75                | 15,235.61                       | 86,335.14                 |
| 28       | Mechanical Engineering    | 10,509,412.00 | 791296.30                              |  | -                            | 11,300,708.30    | 4,582,950.55              | 806,137.03                      | 4,568,109.82              |
| 29       | M. Tech                   | 19,769.00     |  |  | -                            | 19,769.00        | 18,286.33                 | 2,742.95                        | 15,543.38                 |
| 30       | Office                    | 3,272,925.00  | 86826.00                               |  | -                            | 3,359,751.00     | 1,169,178.85              | 188,400.73                      | 1,067,604.12              |
| 31       | Physics Dept.             | 590,155.00    |  |  | -                            | 590,155.00       | 97,002.00                 | 14,550.30                       | 82,451.70                 |



| Sr. No.                          | Particulars               | Cost Price            | Additions<br>(01.04.17 to<br>30.09.17) | Additions<br>(01.10.17 to<br>31.03.18) | Deletions during<br>the year | Total Cost Price      | W D V as on<br>31.03.2017 | Depreciation<br>during the year | W D V as on<br>31.03.2018 |
|----------------------------------|---------------------------|-----------------------|--|--|------------------------------|-----------------------|---------------------------|---------------------------------|---------------------------|
|                                  |                           | RS                    | RS                                     | RS                                     | RS                           | RS                    | RS                        | RS                              | RS                        |
| 32                               | Projector                 | 362,483.00            |  |  | -                            | 362,483.00            | 28,984.15                 | 4,347.62                        | 24,636.53                 |
| 33                               | Student section           | 1,215,480.00          |  |  | -                            | 1,215,480.00          | 86,017.45                 | 12,902.62                       | 73,114.83                 |
| 34                               | UPS                       | 3,838,085.00          |  |  | -                            | 3,838,085.00          | 1,912,508.95              | 286,876.34                      | 1,625,632.61              |
| 35                               | Workshop                  | 6,974,229.00          | 13393.00                               |  | -                            | 6,987,622.00          | 2,526,936.45              | 381,049.42                      | 2,159,280.03              |
| <b>Total - A</b>                 |                           | <b>107,097,548.60</b> | <b>3,642,400.93</b>                    | <b>1,943,936.74</b>                    | <b>-</b>                     | <b>112,683,886.27</b> | <b>35,674,882.08</b>      | <b>6,043,387.71</b>             | <b>35,217,832.04</b>      |
| <b>B Computer &amp; Software</b> |                           |                       |  |  |                              |                       |                           |                                 |                           |
| 1                                | Chemical lab (computers)  | 1,757,009.00          |  |  | -                            | 1,757,009.00          | 389,730.00                | 97,432.50                       | 292,297.50                |
| 2                                | Civil (computer)          | 2,279,456.00          |  |  | -                            | 2,279,456.00          | 1,291,549.00              | 322,887.25                      | 968,661.75                |
| 3                                | Computer (Computer)       | 1,267,875.00          |  |  | -                            | 1,267,875.00          | 665,634.75                | 166,408.69                      | 499,226.06                |
| 4                                | E&TC Computer             | 3,098,195.50          |  |  | -                            | 3,098,195.50          | 812,796.75                | 203,199.19                      | 609,597.56                |
| 5                                | Electronics lab computers | 1,691,381.00          |  |  | -                            | 1,691,381.00          | 420,305.25                | 105,076.31                      | 315,228.94                |
| 6                                | Engineering Sc Computer   | 266,555.00            |  |  | -                            | 266,555.00            | 64,899.00                 | 16,224.75                       | 48,674.25                 |
| 7                                | Estate computer           | 33,975.00             |  |  | -                            | 33,975.00             | 17,837.25                 | 4,459.31                        | 13,377.94                 |
| 8                                | Exam (Computer)           | 938,950.00            |  |  | -                            | 938,950.00            | 821,581.25                | 205,395.31                      | 616,185.94                |
| 9                                | F Y B.Tech (Computer)     | 999,916.00            |  |  | -                            | 999,916.00            | 874,926.50                | 218,731.63                      | 656,194.88                |
| 10                               | HPD (Computer)            | 962,333.00            | 29090.00                               |  | -                            | 991,423.00            | 842,041.38                | 217,782.84                      | 653,348.53                |
| 11                               | HRD computers             | 91,762.50             |  |  | -                            | 91,762.50             | 22,446.00                 | 5,611.50                        | 16,834.50                 |
| 12                               | Internet centre computers | 6,135,930.50          |  |  | -                            | 6,135,930.50          | 1,333,922.38              | 333,480.59                      | 1,000,441.78              |
| 13                               | IT computers              | 5,702,689.50          |  |  | -                            | 5,702,689.50          | 1,252,491.75              | 313,122.94                      | 939,368.81                |
| 14                               | Library computers         | 714,127.50            |  |  | -                            | 714,127.50            | 311,985.75                | 77,996.44                       | 233,989.31                |
| 15                               | MBA computers             | 49,773.00             |  |  | -                            | 49,773.00             | 4,786.50                  | 1,196.63                        | 3,589.88                  |
| 16                               | MCA computers             | 1,584,930.00          |  |  | -                            | 1,584,930.00          | 220,284.75                | 55,071.19                       | 165,213.56                |
| 17                               | Office computer           | 1,289,225.00          |  | 236490.00                              | -                            | 1,525,715.00          | 304,872.00                | 105,779.25                      | 435,582.75                |
| 18                               | Student section computer  | 236,560.00            |  |  | -                            | 236,560.00            | 44,150.25                 | 11,037.56                       | 33,112.69                 |
| 19                               | Workshop computers        | 111,326.50            |  |  | -                            | 111,326.50            | 28,447.50                 | 7,111.88                        | 21,335.63                 |
| 20                               | Mechanical computers      | 3,150,897.00          |  |  | -                            | 3,150,897.00          | 713,826.00                | 178,456.50                      | 535,369.50                |
| 21                               | Training & Placement com  | 49,773.00             |  |  | -                            | 49,773.00             | 4,786.50                  | 1,196.63                        | 3,589.88                  |
| 22                               | Software                  | 12,947,530.21         | 100300.00                              | 450209.00                              | 9000.00                      | 13,489,039.21         | 4,567,356.78              | 1,220,940.32                    | 3,887,925.46              |
| <b>Total - B</b>                 |                           | <b>45,360,170.21</b>  | <b>129,390.00</b>                      | <b>686,699.00</b>                      | <b>9,000.00</b>              | <b>46,167,259.21</b>  | <b>15,010,657.28</b>      | <b>3,868,599.19</b>             | <b>11,949,147.08</b>      |
| <b>Total A + B</b>               |                           | <b>152,457,718.81</b> | <b>3,771,790.93</b>                    | <b>2,630,635.74</b>                    | <b>9,000.00</b>              | <b>158,851,145.48</b> | <b>50,685,539.35</b>      | <b>9,911,986.90</b>             | <b>47,166,979.09</b>      |





| Sr. No. | Particulars             | Cost Price<br>RS     | Additions<br>(01.04.17 to<br>30.09.17)<br>RS | Additions<br>(01.10.17 to<br>31.03.18)<br>RS | Deletions during<br>the year<br>RS | Total Cost Price<br>RS | W D V as on<br>31.03.2017<br>RS | Depreciation<br>during the year<br>RS | W D V as on<br>31.03.2018<br>RS |
|---------|-------------------------|----------------------|--|--|------------------------------------|------------------------|---------------------------------|---------------------------------------|---------------------------------|
| B       | Furniture               | 74,448,802.11        | 4907161.46                                   | 334755.38                                    |                                    | 79,690,718.95          | 22,809,395.95                   | 4,182,590.27                          | 23,868,722.52                   |
| C       | <b>Library Books</b>    |                      |  |  |                                    |                        |                                 |                                       |                                 |
| 1       | Central Library         | 8,405,552.70         | 479.00                                       | 7497.00                                      | -                                  | 8,413,528.70           | 561,134.18                      | 141,340.42                            | 427,769.76                      |
| 2       | Journals                | 8,068,943.56         |  |  | -                                  | 8,068,943.56           | 1,193,343.90                    | 298,335.98                            | 895,007.93                      |
|         | <b>3 Engineering UG</b> |                      |  |  |                                    |                        |                                 |                                       |                                 |
| a       | chemical                | 543,044.00           |  | 2190.00                                      | -                                  | 545,234.00             | 177,173.25                      | 44,567.06                             | 134,796.19                      |
| b       | civil                   | 391,112.00           |  |  | -                                  | 391,112.00             | 299,701.53                      | 74,925.38                             | 224,776.14                      |
| c       | computer                | 621,644.00           |  |  | -                                  | 621,644.00             | 204,233.83                      | 51,058.46                             | 153,175.37                      |
| d       | E&TC                    | 628,112.00           |  | 177640.00                                    | -                                  | 805,752.00             | 232,760.83                      | 80,395.21                             | 330,005.62                      |
| e       | Electronics             | 671,064.00           |  | 42136.00                                     | -                                  | 713,200.00             | 187,793.63                      | 52,215.41                             | 177,714.22                      |
| f       | Engineering Science     | 145,172.00           |  |  | -                                  | 145,172.00             | 22,847.10                       | 5,711.78                              | 17,135.33                       |
| g       | F Y B. tech             | 170,336.00           |  |  | -                                  | 170,336.00             | 137,599.88                      | 34,399.97                             | 103,199.91                      |
| h       | IT                      | 478,144.00           |  | 94183.00                                     | -                                  | 572,327.00             | 125,731.10                      | 43,205.65                             | 176,708.45                      |
| i       | Mathamatics             | 115,058.00           |  |  | -                                  | 115,058.00             | 19,854.00                       | 4,963.50                              | 14,890.50                       |
| J       | Mechanical              | 1,225,010.00         |  | 360526.00                                    | -                                  | 1,585,536.00           | 641,003.73                      | 205,316.68                            | 796,213.04                      |
|         | <b>4 Engineering PG</b> |                      |  |  |                                    |                        |                                 |                                       |                                 |
| a       | Electronics             | 360,072.00           |  |  | -                                  | 360,072.00             | 75,407.80                       | 18,851.95                             | 56,555.85                       |
| b       | Computer                | 189,728.00           |  |  | -                                  | 189,728.00             | 39,290.48                       | 9,822.62                              | 29,467.86                       |
| c       | Mechanical              | 26,866.00            |  |  | -                                  | 26,866.00              | 23,507.75                       | 5,876.94                              | 17,630.81                       |
| 5       | MBA                     | 327,373.00           |  |  | -                                  | 327,373.00             | 33,227.40                       | 8,306.85                              | 24,920.55                       |
| 6       | MCA                     | 353,860.00           |  |  | -                                  | 353,860.00             | 39,204.90                       | 9,801.23                              | 29,403.68                       |
|         | <b>Total</b>            | <b>22,721,091.26</b> | <b>479.00</b>                                | <b>684,172.00</b>                            | <b>-</b>                           | <b>23,405,742.26</b>   | <b>4,013,815.25</b>             | <b>1,089,095.06</b>                   | <b>3,609,371.19</b>             |





| Sr. No. | Particulars                   | Cost Price          | Additions<br>(01.04.17 to<br>30.09.17) | Additions<br>(01.10.17 to<br>31.03.18) | Deletions during<br>the year | Total Cost Price    | W D V as on<br>31.03.2017 | Depreciation<br>during the year | W D V as on<br>31.03.2018 |
|---------|-------------------------------|---------------------|--|--|------------------------------|---------------------|---------------------------|---------------------------------|---------------------------|
|         |                               | RS                  | RS                                     | RS                                     | RS                           | RS                  | RS                        | RS                              | RS                        |
| F       | Vehicle                       |                     |  |  |                              |                     |                           |                                 |                           |
| 1       | Bus No. 1<br>MH 12 V 8095     | 466,400.00          | -                                      | -                                      | -                            | 466,400.00          | 25,020.60                 | 3,753.09                        | 21,267.51                 |
| 2       | Bus No. 2<br>MH 14 V 8266     | 848,779.00          | -                                      | -                                      | -                            | 848,779.00          | 99,030.95                 | 14,854.64                       | 84,176.31                 |
| 3       | Bus No. 03<br>Mh 14 V 8295    | 927,626.00          | -                                      | -                                      | -                            | 927,626.00          | 111,917.80                | 16,787.67                       | 95,130.13                 |
| 4       | Bus No. .04<br>Mh 14 v 8296   | 927,626.00          | -                                      | -                                      | -                            | 927,626.00          | 111,917.80                | 16,787.67                       | 95,130.13                 |
| 5       | Hero Honda<br>Mh 14 AR 9614   | 48,939.00           | -                                      | -                                      | -                            | 48,939.00           | 6,961.50                  | 1,044.23                        | 5,917.28                  |
| 6       | Ford Ikon<br>MH 14 BC 3582    | 551,683.00          | -                                      | -                                      | -                            | 551,683.00          | 108,612.15                | 16,291.82                       | 92,320.33                 |
| 7       | Tata ACE<br>MH 14 DM 984      | 370,119.00          | -                                      | -                                      | -                            | 370,119.00          | 164,223.40                | 24,633.51                       | 139,589.89                |
| 8       | Tata Sumo<br>MH 14 DN 3841    | 725,053.00          | -                                      | -                                      | -                            | 725,053.00          | 369,008.80                | 55,351.32                       | 313,657.48                |
| 9       | Xylo<br>MH 14 dN 3820         | 879,801.00          | -                                      | -                                      | -                            | 879,801.00          | 449,788.55                | 67,468.28                       | 382,320.27                |
| 10      | Maruti Claz Zxi<br>MH 14 2067 | 1,037,030.00        |  |  | -                            | 1,037,030.00        | 749,254.60                | 112,388.19                      | 636,866.41                |
| 11      | Alto<br>MH 14 FS 5616         | 373,080.00          |  |  |                              | 373,080.00          | 345,099.00                | 51,764.85                       | 293,334.15                |
| 12      | Duet<br>Mh14GV4892            | -                   |  | 59,033.58                              |                              | 59,033.58           |                           | 4,427.52                        | 54,606.06                 |
| 13      | Pleasure<br>MH14GV4893        | -                   |  | 57,087.28                              |                              | 57,087.28           |                           | 4,281.55                        | 52,805.73                 |
|         | <b>Total</b>                  | <b>7,156,136.00</b> | <b>-</b>                               | <b>116,120.86</b>                      | <b>-</b>                     | <b>7,272,256.86</b> | <b>2,540,835.15</b>       | <b>389,834.34</b>               | <b>2,267,121.67</b>       |



**SCHEDULE NO. 7****ADVANCES**

| SR. NO.          | PARTICULARS                                       | AMOUNT RS. | AMOUNT RS.          |
|------------------|---|------------|---------------------|
| A                | Advances  |            |                     |
| 1                | Salary Advance                                    |            | 45,000.00           |
| 2                | Advances to party                                 |            | 2,789,126.00        |
| 3                | Earn & Learn                                      |            | 61,060.00           |
| 4                | QIP Workshop                                      |            | 10,690.00           |
| 5                | MIT Society                                       |            | 617,253.00          |
| 6                | Technology Entrepreneurship Development Programme |            | 11,896.20           |
| 7                | Advance to staff                                  |            | 44,511.00           |
| B                | Deposits  |            |                     |
| 1                | Gas   | 4000.00    |                     |
| 2                | Gas Cylinder                                      | 36000.00   |                     |
| 3                | ladies hostel -1                                  | 20000.00   |                     |
| 4                | MSEB  | 1345680.00 |                     |
| 5                | PWD   | 10000.00   | 1,415,680.00        |
| <b>TOTAL RS.</b> |   |            | <b>4,995,216.20</b> |

**SCHEDULE NO. 8****INCOME OUTSTANDING**

| SR. NO.          | PARTICULARS                             | AMOUNT RS. | AMOUNT RS.            |
|------------------|---|------------|-----------------------|
| 1                | Fees receivable from social welfare     |            | 110,919,550.00        |
| 2                | Fees receivable from students           |            | 3,067,393.00          |
| 3                | DTE Receivable 2017-18                  |            | 12,000.00             |
| 3                | Electricity Charges-Chandramukhi        |            | 294,453.00            |
| 4                | Electricity Charges-Union Bank of India |            | 4,095.00              |
| 5                | Rent Receivable -Dnyraj Services        |            | 41,125.00             |
| 6                | Electricity Charges-Dnyanraj Xerox Shop |            | 20,979.00             |
| <b>TOTAL RS.</b> |   |            | <b>114,359,595.00</b> |



**SCHEDULE NO. 9**  
**CASH & BANK ACCOUNTS**

| SR. NO.          | PARTICULARS                   | AMOUNT RS.   | AMOUNT RS.          |
|------------------|-------------------------------|--------------|---------------------|
| 1                | Cash in Hand                  |              | 174,726.00          |
| 2                | Cash at Bank                  |              |                     |
| A                | <b>Bank of India</b>          |              |                     |
|                  | BOI A/c No. 062910110001064   | 17,297.00    |                     |
|                  | BOI A/c No. 062910110001065   | 80,055.00    |                     |
|                  | BOI A/c No. 062910110001026   | 249,783.18   |                     |
|                  | BOI A/c No. 062910110000352   | 1,279,389.53 |                     |
|                  | BOI A/c No. 062910110000355   | 1,759,330.83 |                     |
|                  | BOI A/c No. 062910110000356   | 4,404.82     |                     |
|                  | BOI A/c No. 062910110000357   | 37,418.75    |                     |
|                  | BOI A/c No. 062910110000358   | 436,430.15   |                     |
|                  | BOI A/c No. 062920110000009   | 454,136.13   | 4,318,245.39        |
| B                | <b>Bank of Maharashtra</b>    |              |                     |
|                  | BOM - 60087174785             |              | 834,757.00          |
| C                | <b>Union Bank of India</b>    |              |                     |
|                  | UBI A/c No. :446402011001335  | 759,238.28   |                     |
|                  | UBI A/c No. : 446402011001926 | 5,388.00     |                     |
|                  | UBI A/c No.-446402011000002   | 34,671.57    |                     |
|                  | UBI A/c No. 446404011022012   | 150,885.99   |                     |
|                  | UBI A/c No. 587802010000415   | 1,717,245.93 |                     |
|                  | UBI A/c No. 587802010012930   | 1,093.00     | 2,668,522.77        |
| <b>TOTAL RS.</b> |                               |              | <b>7,996,251.16</b> |





**SCHEDULE NO. 10**  
**EXPENDITURE ON OBJECT OF THE TRUST**

| SR.<br>NO. | PARTICULARS                        | AMOUNT RS.     |
|------------|------------------------------------|----------------|
| 1          | Salary Teaching                    | 157,718,670.00 |
| 2          | Salary Non -Teaching               | 72,308,210.00  |
| 3          | Honorarium /Professional Fees      | 6,264,824.00   |
| 4          | House Keeping, security and garden | 21,500,328.72  |
| 5          | CPF Employer cont                  | 8,624,567.00   |
| 6          | PF admin charges                   | 462,943.00     |
| 7          | Advertisement Expenses             | 2,463,101.82   |
| 8          | Affiliation, Certification & Mem.  | 999,749.42     |
| 9          | Audit Fees                         | 47,117.00      |
| 10         | Bank Commission & Charges          | 41,950.42      |
| 11         | Building Insurance                 | 43,145.00      |
| 12         | Concession Granted                 | 487,883.00     |
| 13         | Consumable                         | 1,121,953.70   |
| 14         | Campus maintenance                 | 18,239.99      |
| 15         | Electricity Charges                | 5,763,655.00   |
| 16         | Electrical Expenses                | 425,399.64     |
| 17         | Exam Exp.                          | 399,103.93     |
| 18         | Generator Expenses                 | 817,817.00     |
| 19         | Gratuity                           | 4,959,816.85   |
| 20         | Industrial Visit                   | 431,561.63     |
| 21         | Office Expenses                    | 2,541,113.37   |
| 22         | Placement Expenses                 | 3,921,882.65   |
| 23         | Postage and Courier                | 40,365.74      |
| 24         | Printing and Stationery            | 2,073,429.89   |
| 25         | Property Tax                       | 2,542,999.00   |
| 26         | Repairs to equipment               | 3,526,731.66   |
| 27         | Repairs to building                | 1,839,424.90   |
| 28         | Research Expenses                  | 57,935.00      |
| 29         | Interest on TDS                    | 4,175.00       |
| 30         | Interest overdraft                 | 6,661,070.06   |
| 31         | Interest on Equipment loan         | 1,816,115.00   |
| 32         | Interest on Loan                   | 4,139,783.01   |
| 33         | Staff Training                     | 2,027,821.28   |
| 34         | Staff Welfare                      | 296,681.24     |
| 35         | vehicle maintenance                | 591,151.17     |
| 36         | Student Seminar & Proj             | 1,406,217.86   |
| 37         | Telephone                          | 579,617.36     |
| 38         | Internet charges                   | 2,838,031.50   |
| 39         | Travelling                         | 3,747,822.47   |
| 40         | Conveyance                         | 399,775.00     |
| 41         | Rent Sports Ground                 | 375,000.00     |
| 42         | Scholarship/Freeship Refund        | 600,974.00     |
| 43         | Water Charges                      | 77,152.76      |



| SR.<br>NO.   | PARTICULARS                     | AMOUNT RS.            |
|--------------|---------------------------------|-----------------------|
| 44           | Fees Not Recoverable            | 547,062.00            |
| 45           | Journals & Subscriptions        | 127,983.00            |
| 46           | Party Advance Not Recoverable   | 193,345.00            |
| 47           | Mis Exp                         | 64,485.03             |
| 48           | <b>Student Activities</b>       |                       |
| a            | Add on Course                   | 441,100.00            |
| c            | Firodiya karandak               | 403,959.00            |
| d            | Gathering Expenses              | 1,057,393.03          |
| e            | Robocon Expenses                | 5,058,515.68          |
| f            | SAE BAJA 2017-18                | 607,724.88            |
| g            | Student Sports Activity         | 317,414.80            |
| h            | Departmental Student Activities | 1,189,606.58          |
| i            | Robocon College Team 2018       | 345,220.45            |
| j            | News.Letter                     | 43,355.20             |
| k            | BE Farewell                     | 73,139.00             |
| l            | College Magazine                | 308,728.00            |
| m            | Gymkhana Expenses               | 1,185,294.20          |
| n            | ESI Competition (2018)          | 86,250.00             |
|              |                                 | <u>11,117,700.82</u>  |
| <b>Total</b> |                                 | <b>339,055,882.89</b> |

**SCHEDULE NO. 11**  
**INCOME FROM OTHER SOURCES**

| SR.<br>NO.       | PARTICULARS                   | AMOUNT RS.           | AMOUNT RS.            |
|------------------|-------------------------------|----------------------|-----------------------|
| 1                | Fees Engineering UG           |                      |                       |
|                  | Tuition                       | 305,841,831.00       |                       |
|                  | Development                   | <u>31,691,450.00</u> | 337,533,281.00        |
| 2                | Fees Engineering PG           |                      |                       |
|                  | Tuition                       | 3,543,195.00         |                       |
|                  | Development                   | <u>354,305.00</u>    | 3,897,500.00          |
| 3                | Phd Fees                      |                      | 236,800.00            |
| 4                | University Fees               |                      | 1,528,057.00          |
| 5                | Cancellation Charges -(17-18) |                      | 322,582.00            |
| 6                | Bank Interest Received        |                      | 332,377.00            |
| <b>TOTAL RS.</b> |                               |                      | <b>343,850,597.00</b> |

