




<b>MIT</b>   Academy of Engineering (An Autonomous Institute)	<b>IQAC Committee</b>	
<b>Alandi (D), Pune - 412 105</b>	<b>ACADEMIC YEAR</b>	<b>: 2025-2026</b>

Sr. No.	Name	Designation
01	Prof. (Dr.) Yogesh J. Bhalerao	Chairman IQAC
02	Prof. (Dr.) Shitalkumar. A. Jain	Administration Officers
03	Prof. (Dr.) Sunita S. Barve	
04	Prof. Sunilkumar M. Bhagat	
05	Prof. (Dr.) Mahesh D. Goudar	
06	Prof. Avinash Bhalerao	
07	Prof.(Dr.) Abhijeet Malge	Teachers Representative
08	Dr. Pooja Verma	
09	Mrs. Ranjana Badre	
10	Prof. (Dr.) Shayam Shukla	
11	Dr. Pramod Ganjewar	
12	Dr. Sandeep Shewale	
13	Prof. (Dr.) Dipti Sakhare	
14	Dr. Manish Giri	
15	Ms. Diptee Ghusse	
16	Dr. Vaishali Wangikar	
17	Dr. Santosh Warpe	
18	Dr. Pritam Kalos	
19	Mr. Shridhar Khandekar	
20	Dr. Prachi Rajarapolu	
21	Dr. Sunanda Phulari	Staff Representatives
22	Prof.(Dr.) Balasaheb. Waphare	Local Society Representatives
23	Prof.(Dr.) Anant Chakradeo	Management Representatives
24	Mr. Om Padmakar Shinkar	SY Student Representatives
25	Mr. Atharv Prakash Veerkar	TY Student Representatives
26	Ms. Manjiri Nandeshwar	Girls Representative
27	Mr. Chinmay Sanjeev Pokharkar	B.Tech Student Representatives
28	Mr. Manoj Kisan Pawar	Alumni Representatives
29	Mr. Hrishikesh Dhande	Industry Representatives
30	Prof (Dr.) Suyogkumar Taralkar	IQAC - Coordinator
 <b>IQAC – Coordinator</b>		 <b>IQAC - Chairman</b>





**MIT** | Academy of  
Engineering  
(An Autonomous Institute)

## Agenda of the Meeting

Alandi (D), Pune - 412 105

ACADEMIC YEAR : 2025-2026

INTERNAL QUALITY  
ASSURANCE CELL

DATE : 07<sup>th</sup> Nov 2025

MEETING NO. : IQAC/2025-26/01

**IQAC meeting-1 for the academic year 2025-26 is scheduled on Thursday, 13<sup>th</sup> November 2025 at 02.00 pm in blended mode.**

**The agenda for the meeting is as follows:**

### 1. Welcome and Opening Remarks

- Address by the Chairperson

### 2. Confirmation of Minutes of Previous IQAC Meeting (IQAC/2024-25/04)

- Review of action taken on decisions from IQAC Meeting-4

### 3. Review of NAAC AQAR for Academic Year 2024-25


- I. Curriculum Aspects
- II. Teaching-Learning and Evaluation
- III. Research, Innovation and Extension
- IV. Infrastructure and Learning Resources
- V. Student Support and Progression
- VI. Governance, Leadership and Management
- VII. Institutional Values and Best Practices

### 4. Review of NBA Compliance Report – Civil Engineering Department

- Status of NBA compliance preparation and submission

### 5. Review of Strategic Goals – Quarter I (2025-26)

- Progress and status of strategic initiatives







**6. Any Other Matter with the Permission of the Chair****7. Concluding Remarks**

- Summary of decisions taken


Closing by the Chairperson




IQAC Coordinator




Chairman: Director





 <b>Academy of Engineering</b> <small>(An Autonomous Institute Affiliated to Savitribai Phule Pune University)</small>	<b>MINUTES OF THE MEETING</b>		
Alandi (D), Pune - 412 105	ACADEMIC YEAR	:	2025-2026
INTERNAL QUALITY ASSURANCE CELL	DATE	:	13 <sup>th</sup> Nov 2025
	MEETING NO.	:	IQAC/2025-26/01
<p><b>The first IQAC meeting for the Academic Year 2025–2026 was scheduled on Thursday, 13<sup>th</sup> November 2025 at 2:00 PM, conducted in online mode.</b></p> <p>The agenda for the same was as follows:</p> <ol style="list-style-type: none"> <li>1. Welcome and Opening Remarks             <ul style="list-style-type: none"> <li>• Address by the Chairperson</li> </ul> </li> <li>2. Confirmation of Minutes of Previous IQAC Meeting (IQAC/2024-25/04)             <ul style="list-style-type: none"> <li>• Review of action taken on decisions from IQAC Meeting-4</li> </ul> </li> <li>3. Review of NAAC AQAR for Academic Year 2024–25             <ul style="list-style-type: none"> <li>• I. Curriculum Aspects</li> <li>• II. Teaching-Learning and Evaluation</li> <li>• III. Research, Innovation and Extension</li> <li>• IV. Infrastructure and Learning Resources</li> <li>• V. Student Support and Progression</li> <li>• VI. Governance, Leadership and Management</li> <li>• VII. Institutional Values and Best Practices</li> </ul> </li> <li>4. Review of NBA Compliance Report – Civil Engineering Department             <ul style="list-style-type: none"> <li>• Status of NBA compliance preparation and submission</li> </ul> </li> <li>5. Review of Strategic Goals – Quarter I (2025–26)             <ul style="list-style-type: none"> <li>• Progress and status of strategic initiatives</li> </ul> </li> </ol>			





## 6. Any Other Matter with the Permission of the Chair


## 7. Concluding Remarks

- Summary of decisions taken
- Closing by the Chairperson

**Minutes of Meeting:**


The first meeting of the Internal Quality Assurance Cell (IQAC) for the Academic Year 2025–26 was convened on **13th November 2025 at 2:00 PM in online mode**, owing to the Kartiki Yatra at Alandi. The session was chaired by the IQAC Chairman and attended by the following members:

1. Dr. Mahesh Goudar
2. Dr. Sunita Barve
3. Dr. Shitalkumar Jain
4. Dr. Balasaheb Waphare
5. Mr. Hrishikesh Dhande
6. Mr. Manoj Pawar
7. Prof. Avinash Bhalerao
8. Mrs. Ranjana Badre
9. Dr. Abhijeet Malge
10. Dr. Vaishali Wangikar
11. Dr. Dipti Sakhare
12. Mr. Shridhar Khandekar
13. Dr. Sunanda Phulari
14. Dr. Pramod Ganjewar
15. Dr. Santosh Warpe
16. Dr. Diptee Ghusse
17. Dr. Manish Giri
18. Dr. Puja Verma
19. Dr. Pritam Kalos
20. Dr. Usha Verma
21. Dr. Prachi Rajarapolu
22. Dr. Mayurkumar Patil
23. Dr. Shalaka Hire
24. Dr. Vijay Muthekar






	<p>25. Dr. Vinod Pakhale</p> <p>26. Mr. Atharv Veerkar</p> <p>27. Ms. Manjiri Nandeshwar</p> <p>28. Dr. Suyogkumar Taralkar</p>
01	<p><b>Welcome and Opening Remarks</b></p> <p><b>Discussion:</b> The IQAC Coordinator welcomed all members and <b>introduced the IQAC composition for AY 2025–26</b>, acknowledging the inclusion of <b>Mr. Hrishikesh Dhande</b> as an industry representative, <b>Mr. Manoj Pawar</b> as an alumni representative, <b>Mr. Atharv Veerkar</b> and <b>Ms. Manjiri Nandeshwar</b> as a student's representative. (Annexure-I) The Director reflected on <b>previous year's achievements</b> and emphasized <b>proactive planning for AY 2025–26</b>, highlighting <b>stakeholder feedback</b> as central to planning.</p> <p><b>Decision/Resolution:</b></p> <ul style="list-style-type: none"> <li>• IQAC noted the updated composition and endorsed the planning approach centered on systematic stakeholder feedback.</li> </ul>
02	<p><b>Confirmation of Minutes of Previous IQAC Meeting (IQAC/2024-25/04)</b></p> <ul style="list-style-type: none"> <li>• Review of action taken on decisions from IQAC Meeting-4</li> </ul> <p><b>Deliberations:</b></p> <ul style="list-style-type: none"> <li>• The <b>minutes of IQAC Meeting–4 (AY 2024–25)</b> were placed and the <b>Action Taken Report</b> was reviewed.</li> </ul> <p><b>Decision/Resolution:</b></p> <ul style="list-style-type: none"> <li>• <b>Minutes confirmed</b> without amendment; <b>Action Taken Report</b> noted.</li> </ul>
03	<p><b>Review of NAAC AQAR for Academic Year 2024–25</b></p> <p><b>Deliberations:</b></p> <p><b>NAAC Criteria Coordinators presented the summary of each criteria with outcomes.</b></p> <ul style="list-style-type: none"> <li>• <b>Curriculum Aspects (Criterion 1):</b> <ul style="list-style-type: none"> <li>○ <b>Programmes offered: 12.</b></li> <li>○ <b>Syllabus revision carried out: 8 programmes.</b></li> <li>○ <b>Courses focused on employability (139), entrepreneurship (85), and skill development (291).</b></li> <li>○ <b>New courses introduced: 61; CBCS/Elective courses offered: 7 programmes.</b></li> <li>○ <b>Courses addressing institutional values: Gender (3), Environment &amp; Sustainability (74), Human Values (58), Professional Ethics (75).</b></li> <li>○ <b>Value-added courses: 30; Enrollment under value-added courses: 5,935 students.</b></li> <li>○ <b>Fieldwork/Internships: 1,861 students; Student projects: 3,546.</b></li> </ul> </li> </ul>






- **Structured curriculum feedback** collected from **students, teachers, employers, alumni**, with **analysis and Action Taken Report** prepared.
- **Teaching–Learning & Evaluation (Criterion 2):**
  - **Enrollment percentage: 100%** (sanctioned **1020** = admitted **1020**).
  - **Reserved category seats filled: 100%**.
  - **Student–teacher ratio (full-time): 17.9** (students **3,678**; teachers **205**).
  - **Student-centric methods and ICT-enabled tools** used; **academic calendar & teaching plans** adhered to.
  - **Full-time teachers against sanctioned posts: 100%** (205/203).
  - **Ph.D. qualified faculty: 84/205 ( $\approx 41\%$ ); average teaching experience: 7.26 years.**
  - **Result declaration time: 14 days; evaluation grievances addressed: 18.**
  - **IT integration in examinations** (EMS/CIA reforms) affirmed.
  - **POs/COs stated and disseminated**, with **attainment evaluation** in place.
  - **Final-year pass percentage: 96.07%** (758/789).
  - **Online Student Satisfaction Survey** conducted.
- **Research, Innovation & Extension (Criterion 3):**
  - **Publications (2021–25) and quality mix** reviewed; subject-area spread (Scopus) noted.
  - **IPR (2024–25): 6 patents granted** (cumulative); **33 published** in 2024–25 (total published **69**); **Design registrations 27, Copyrights 28, Trademarks 14.**
  - **Funding & Consultancy (cumulative to 2024–25): Seed funding ₹11.65** (units as per slide; institute uses consolidated figure), **Consultancy ₹21.59, Research grants ₹10.50.**
  - **Extension & Outreach: 17 activities; 1,591 student participants** under NSS, UBA, Swachh Bharat, AICTE campaigns.
  - **Collaborations:** strengthened industry–academia partnerships, internships, MoUs, and joint proposals.
- **Infrastructure & Learning Resources (Criterion 4):**
  - **Physical facilities: 53 classrooms, 95 laboratories, 21 tutorial rooms, seminar halls 2, workshops 4, CAD centres 4; ICT-enabled classrooms: 100%.**
  - **Computing: 1,589 computers** (total incl. servers); **Bandwidth 500 Mbps; contention 1:1.**
  - **Library & E-resources:** Subscriptions (IEEE, ScienceDirect, N-LIST, DELNET); usage metrics presented (daily usage  $\sim 9.44\%$ ; yearly transactions).
  - **IT facilities: Student–Computer ratio 3:1**, E-content development facilities available.
  - **Maintenance & utilization** systems documented.
- **Student Support & Progression (Criterion 5):**
  - **Govt scholarships: 2,672 students (₹338,553,071); Institute scholarships: 14 (₹839,370).**
  - **Capacity & skill enhancement activities: 54 activities** involving  $\sim 5,800$  students.






	<ul style="list-style-type: none"> <li>○ <b>Placements: 467</b> outgoing students placed; <b>Higher education progression: 27; Competitive exams appeared: 698, qualified 45.</b></li> <li>○ <b>Sports/Cultural:</b> Recognitions noted; student council functioning; events organized.</li> <li>○ <b>Alumni engagement:</b> Meets (regional/international/departmental); contributions in kind; support to clubs.</li> <li>● <b>Governance, Leadership &amp; Management (Criterion 6):</b> <ul style="list-style-type: none"> <li>○ <b>Participative governance</b> (GB, Academic Council, Boards, IDC); <b>e-governance tools</b> (ERP, biometrics, CodeTantra, etc.).</li> <li>○ <b>Faculty empowerment &amp; FDPs:</b> Financial support <b>67</b> teachers; <b>24</b> training programmes; <b>145</b> FDP participation.</li> <li>○ <b>Financial audits &amp; resource mobilization</b> processes affirmed</li> <li>○ <b>IQAC contributions: NBA accreditation (Mech/E&amp;TC/Chemical: 01 Jun 2025–31 May 2028); ISO 21001:2018 (EOMS);</b> national rankings/participations (NIRF, SII Green Ranking–Gold, DIISC, OBE Diamond Band, GU ranking).</li> </ul> </li> <li>● <b>Institutional Values &amp; Best Practices (Criterion 7):</b> <ul style="list-style-type: none"> <li>○ <b>Gender sensitization, energy conservation</b> (solar/biogas/LED; wheeling to grid), <b>waste management</b> (including <b>TERRE MoU</b>), <b>water conservation, green campus, divyangjan-friendly infrastructure, constitutional obligations, code of conduct, national/international days</b> observed. <b>Decisions/Resolutions:</b></li> </ul> </li> <li>● AQAR metrics and evidences <b>noted and accepted</b>, with direction to <b>continue semester-wise result analysis</b> and <b>strengthen stakeholder-feedback loops.</b></li> <li>● Examination section to <b>sustain IT-enabled reforms</b>; to capture and report <b>tool-wise usage</b></li> </ul>
04	<p><b>Review of NBA Compliance Report – Civil Engineering Department</b></p> <ul style="list-style-type: none"> <li>● Status of NBA compliance preparation and submission</li> </ul> <p><b>Deliberations:</b></p> <ul style="list-style-type: none"> <li>● <b>Three internal audits completed; one internal audit scheduled on 21 Nov 2025; external audit on 27 Nov 2025; compliance submission planned in December 2025.</b></li> </ul> <p><b>Decisions/Resolutions:</b></p> <ul style="list-style-type: none"> <li>● IQAC endorsed the <b>NBA compliance timeline</b> and asked for a <b>final compliance report</b> and <b>closure of all audit observations</b> before submission.</li> </ul>
05	<p><b>Review of Strategic Goals – Quarter I (2025–26)</b></p> <ul style="list-style-type: none"> <li>● Progress and status of strategic initiatives</li> </ul> <p><b>Deliberations:</b></p> <ul style="list-style-type: none"> <li>● <b>Quarter-I status (Rev 4, 04 Nov 2025)</b> reviewed as tabled; departments presented progress against Academic, Research, Student Support, Infrastructure, and Sustainability goals. (Annexure-II)</li> </ul>







	<b>Decisions/Resolutions:</b> <ul style="list-style-type: none"> <li>Departments to <b>address slippages</b>, with <b>corrective action plans</b> and <b>updated milestones</b> for Quarter-II.</li> </ul>
06	<b>Any Other Matter with the Permission of the Chair</b> <p><b>Deliberations:</b></p> <ul style="list-style-type: none"> <li><b>Peer Learning Initiative:</b> Proposal to institutionalize <b>senior–junior peer teaching</b>, with <b>structured feedback</b> and <b>financial incentives</b> for student-mentors; participation in <b>Avishkar</b>, <b>TCS Hackwest</b>, etc., to be leveraged for peer learning outcomes.</li> <li><b>R&amp;D and Collaborations:</b> Updates on <b>industry/government collaborations</b>, <b>patents</b>, and <b>funding</b> (as presented and noted in AQAR review).</li> <li><b>Infrastructure &amp; ICT:</b> Dr. Shalaka Hire highlighted <b>campus-wide Wi-Fi</b>, <b>ICT-enabled classrooms</b>, and ongoing <b>renovations</b>.</li> </ul> <p><b>Decisions/Resolutions:</b></p> <ul style="list-style-type: none"> <li>IQAC approved piloting the <b>Peer Learning Programme</b> in <b>Semester II (AY 2025–26)</b> with an evaluation rubric and mentor framework (to be proposed by Dy. Director–Academics &amp; Research).</li> </ul>
07	<b>Concluding Remarks</b> <ul style="list-style-type: none"> <li>Summary of decisions taken</li> <li>Closing by the Chairperson</li> </ul> <p><b>Deliberations/Closing:</b></p> <ul style="list-style-type: none"> <li>The Chair summarized key decisions, appreciated the committee's inputs, and <b>invited further suggestions</b> to strengthen <b>research, extension, and student engagement</b>.</li> <li>Meeting closed with thanks to the Chair and participants; <b>next IQAC meeting</b> to be scheduled by IQAC Coordinator.</li> </ul>



Coordinator-IQAC



Chairman-IQAC





**Annexure-I**

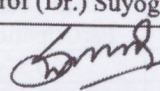
Format No. IQAC/DI/02




Rev. No.: 00

Rev. Date: 01/07/2024

<b>MIT</b>   Academy of Engineering (An Autonomous Institute)	<b>IQAC Committee</b>	
	<b>Alandi (D), Pune - 412 105</b>	<b>ACADEMIC YEAR : 2025-2026</b>

Sr. No.	Name	Designation
01	Prof. (Dr.) Yogesh J. Bhalerao	Chairman IQAC
02	Prof. (Dr.) Shitalkumar. A. Jain	Administration Officers
03	Prof. (Dr.) Sunita S. Barve	
04	Prof. Sunilkumar M. Bhagat	
05	Prof. (Dr.) Mahesh D. Goudar	
06	Prof. Avinash Bhalerao	
07	Prof.(Dr.) Abhijeet Malge	Teachers Representative
08	Dr. Pooja Verma	
09	Mrs. Ranjana Badre	
10	Prof. (Dr.) Shayam Shukla	
11	Dr. Pramod Ganjewar	
12	Dr. Sandeep Shewale	
13	Prof. (Dr.) Dipti Sakhare	
14	Dr. Manish Giri	
15	Ms. Diptee Ghusse	
16	Dr. Vaishali Wangikar	
17	Dr. Santosh Warpe	
18	Dr. Pritam Kalos	
19	Mr. Shridhar Khandekar	
20	Dr. Prachi Rajarapolu	
21	Dr. Sunanda Phulari	Staff Representatives
22	Prof.(Dr.) Balasaheb. Waphare	Local Society Representatives
23	Prof.(Dr.) Anant Chakradeo	Management Representatives
24	Mr. Om Padmakar Shinkar	SY Student Representatives
25	Mr. Atharv Prakash Veerkar	TY Student Representatives
26	Ms. Manjiri Nandeshwar	Girls Representative
27	Mr. Chinmay Sanjeev Pokharkar	B.Tech Student Representatives
28	Mr. Manoj Kisan Pawar	Alumni Representatives
29	Mr. Hrishikesh Dhande	Industry Representatives
30	Prof (Dr.) Suyogkumar Taralkar	IQAC - Coordinator



 IQAC - Coordinator


 IQAC - Chairman





**Annexure-II**

Sr. No.	Paramter	Institute Target for 2025-26	Quarter 1 status 2025-26 as on 30th Sept 25
1	Percentage of new courses introduced out of the total number of courses across all programs offered during the last five years	20%	254 new courses introduced
2	Curriculum Flexibility (% credits)	42%	In Process
3	Number value added courses	48	29 Courses ongoing in sem-I
4	No. of online courses of MOOCs, SWAYAM/e-PG Pathshala/ NPTEL etc.	4000	1524 students registered for NPTEL
5	No. of Professional Certifications	550	In Process (700)
6	Percentage of programmes that have components of field projects / research projects / internships	100%	100%
7	Threshold for attainment levels of PO	75%	In Process
8	Average PO attainment level	2.25	In Process
9	Indirect assessment response rate (course exit and program exit survey)	90%	In Process
10	% courses attaining above 2 level (Average of all CO attainment of course)	90%	In Process
11	Students Enrolment percentage	100%	100%
12	Percentage of students enrolled from other states		Engg-3% and Design-2%
13	Percentage of seats filled against reserved categories (Categorywise admission)	80%	Engg-53% and Design-46%
14	Percentage of female students	33%	First Year admitted: Engg-455 (31%) and Design-88 (72%)
15	Average number of days from the date of last semester-end/ year-end examination till the last date of declaration of results	< 15 days	11
16	Percentage of student complaints/grievances about evaluation against total number appeared in the examinations	1%	2%
17	Pass percentage of students(excluding backlog students) / success rate	75%	In Process
18	Number of extension and outreach programs conducted by the institution (Students activities)	27	In Process
19	Number of functional MoUs/linkages/collaboration with institutions/ industries in India and abroad for internship, on-the-job training, project work, student / faculty exchange and collaborative research	33	35
20	No. of clubs	26	25
21	No. of events organized by clubs	52	15
22	No. of professional chapters available in department	20	12
23	No. of activities conducted under professional chapters	80	11
24	News letter Published by department	10	In process
	Magazine published by department	10	In Process
25	Participation of students in technical events	3500 Total Participation	688
26	No. of awards received by students in technical events	30	7
27	Participation of students in sport events	25	400
28	No. of awards recieved in sport events	15	5
29	Participation of students in cultural events	10%	75 students
30	No. of awards recieved in cultural events	11	12





31	Percentage of students benefited by scholarships and freeships provided by the institution, government and non-government bodies, industries, individuals, philanthropists	60%	In Process
32	Percentage of placement of outgoing students	550	8% (60*/811) In Process
33	Median Salary	Avg: 6.2 LPA	6.00 LPA
34	No. of entrepreneurs		18 in process
35	No. of students going for higher studies (ME/Mtech/MS/MBA/PhD)	30 Students	In Process
36	No. of Students completed Summer Internship (1-2 months)	650	773
37	No. of Companies offered summer internship (1-2 months)	325	315
38	Min and max stipend recived by students for summer internship (Rs)		Min: Rs.2500/pm Max: Rs.10000/pm
39	No. of Students completed Semester long Internship (4-6 months)	400	328 (IP +YLIP)
40	No. of Companies offered Semester long internship (4-6 months)	175	158 (IP)
41	Min and max stipend recived by students for Semester longinternship (Rs)		Min: Rs.10000/pm Max: Rs.98000/pm
42	No. of Students completed Year long Internship (10-12 months)	30%	170 (YLIP)
43	No. of Companies offered Year long internship (10-12 months)		130
44	Min and max stipend recived by students for Year long internship (Rs)		Min: Rs.10000/pm Max: Rs.40000/pm
45	Percentage of students qualifying in state/ national/ international level examinations	>1%	In Process
46	Alumni contribution	12 sponsorship	In Process
47	No. of Alumni meets (National/International)	10	6
48	Student - Full time teacher ratio	20:1	1:22
49	Percentage of full time teachers against sanctioned posts	>90%	91%
50	Percentage of full time teachers with Ph.D.	45%	42%
51	Faculty cadre		POP: 4 Emeritus P: 1 Prof: 16 Asso. Prof: 20 Asst. Prof: 190
52	Average total teaching experience of full time teachers	>8 yrs	In Process
53	Average teaching experience of full time teachers in the same institution	>4 yrs	6.18 Yrs
54	Seed money to its teachers for research	40 Projects	In process (20)
55	Percentage of teachers receiving national/ international fellowship/financial support	>5%	4 faculty
56	Sponsored Research funding	42 Lakhs	4 projects receivable pending (16 proposals have been submitted)
57	No. of sponsored research projects	R&D and Consultancy Projects: 25	4 Nos
58	Percentage of teachers having research projects	>30%	10 faculty
59	Percentage of teachers recognized as research guides		8 Nos
60	Number of candidates registered for Ph.D per teacher		5 students
61	Number of research papers published per teacher in the Journals	120	9
62	Number of research papers published per teacher in the conference	80	9
63	Number of books chapters in edited volumes published per teacher	20	2
64	Number of books published	10	0
65	Patents published	30	7





66	Patents Granted	10	0
67	Working models/prototypes/copyrights/trademarks/design registrations	25	0
68	Average Citation index in Scopus/ Web of Science	5	in Process
69	Scopus/ Web of Science – h-index of the Institution	12	in Process
70	Revenue generated from consultancy and corporate training	42 Lakhs	3.75 Lakhs
71	No. of Consultancy Projects	10	5 consultancy Projects
72	Percentage of teachers provided financial support to attend conferences/workshops and towards membership fee of professional bodies	>50%	20 Faculty benefited with a Total of 80644 INR
73	No. of FDP (les than 1 week) attended by faculty	230	34
74	No. of FDP (2 weeks) attended by faculty	230	47
75	Percentage of teachers undergoing online/ face-to-face Faculty Development Programmes (FDPs)/ Management Development Programmes (MDPs)	>50%	in Process
76	Faculty as Resource Persons in STTPs / FDPs	25	12
77	Faculty Contribution in Development of SWAYAM MOOCs and other E-Content	10	In Process
78	Faculty Certification of MOOCs through SWAYAM, etc	230	50 Registered
79	FDP/STTP Organized by Department	15	6
80	Faculty Support in Student Innovative Projects	>50%	In Process
81	Faculty Internship/ Training/ Collaboration with Industry (No. of faculties completed industrial training)	>50%	(As a cumulative 50 % faculty have completed industry training )
82	Center of Excellence	7	6
83	Student - Computer ratio		3.3:1
84	Industry supported laboratory	7	4
85	Percentage of expenditure for infrastructure development and augmentation excluding salary	>35%	45%
86	Percentage of expenditure for purchase of books/ e-books and subscription to journals/e-journals	>10%	In Process
87	Percentage expenditure incurred on maintenance of physical facilities and academic support facilities excluding salary component		3%
88	Funds / Grants received from government bodies, non-government bodies, and philanthropists	5 Lakhs	In Process
89	Academic audit/AAA	one per year	In Process
90	Feedback system: Collection, analysis and action taken	>90%	In Process
91			In Process
92		>90%	In Process
93	Startup and ED cell Activities		In Process
94	Availability of budget		In Process
95	Utilization of budget		In Process
96	Opex		In Process
97	Capex		In Process

